

### Illinois (continued)

Fiscal year 2011 was the first year that short-term increases at community colleges outpaced public universities. Long-term increases continued to be larger at public universities. Part of the long-term change is attributable to the entry-level tuition legislation requiring tuition charged a first-time, undergraduate public university Illinois resident student will remain at the same level for four continuous academic years following initial enrollment or for the “normal time to complete” undergraduate programs that require more than four years.

### Midwest Comparisons

Tuition and fees at Illinois Community Colleges are \$341 (11.6 percent) less than the average community college tuition and fees in the Midwest (N = \$3,289).



Tuition and fees at Illinois public universities are \$2,228 (26.3 percent) more than the Midwest average (N = \$8,461). Additionally, the average tuition and fees at Illinois private institutions is higher (8.5 percent) than the Midwest (N = \$25,385). ([http://www.trends-collegeboard.com/college\\_pricing/](http://www.trends-collegeboard.com/college_pricing/))

### National Comparisons

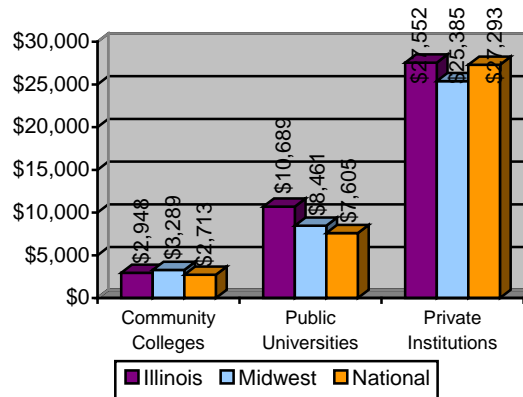
Illinois' community college tuition and fees are \$235 (8.7 percent) higher than the National average of \$2,713. The National average is brought down by California, who enroll about 16 percent of the nation's community college students, where community college prices are unusually low. Excluding California, the average community college tuition and fees is \$3,076, which is



\$128 (4.3 percent) more than Illinois. ([http://www.trends-collegeboard.com/college\\_pricing/](http://www.trends-collegeboard.com/college_pricing/))

Nationally, the average tuition and fees at public universities is \$7,605 in fiscal year 2011. This is 28.9 percent lower than the Illinois average and 10.1 percent lower than the Midwest average. The level tuition policy at Illinois public institutions elevated the Illinois figures. At private institutions, the average tuition and fees nationally is \$27,293 which is \$1,908 (7.5 percent) more than the Midwest average and similar (-\$259 or -0.9 percent) to Illinois. ([http://www.trends-collegeboard.com/college\\_pricing/](http://www.trends-collegeboard.com/college_pricing/))

Undergraduate Lower Division Tuition and Fees by Sector and Location Fiscal Year 2011



Source: Survey of colleges, IBHE records, [http://www.trends-collegeboard.com/college\\_pricing/](http://www.trends-collegeboard.com/college_pricing/)

February 2011



## College Affordability: Tuition and Fees

Fiscal Year 2011



Illinois Community College Board  
Research and Policy Studies  
401 East Capitol Avenue  
Springfield, IL 62701-1171  
217-785-0123  
<http://www.iccb.org>

## Introduction



A recent report for The National Center for Public Policy and Higher Education recognizes “the growing perception

that college is necessary for success and the increasingly widespread view that many qualified people don't have the opportunity for a higher education”. These viewpoints parallel other signs that the public is frustrated with higher education and many are uncertain that colleges and universities are cost-effective and trying to keep tuition affordable. ([http://www.highereducation.org/reports/squeeze\\_play\\_10/squeeze\\_play\\_10.pdf](http://www.highereducation.org/reports/squeeze_play_10/squeeze_play_10.pdf))

Even before the recession, college affordability had deteriorated. Tuition has increased as family income has flattened, causing concern among policymakers and the public. If colleges continue the pattern of shifting the financial burden of revenue shortfalls onto students, they will only exacerbate the problem. The long term educational and economic needs of the states and the nation suggest that decisions regarding higher education should be approached with a commitment to access and affordability as the highest priority. ([http://www.highereducation.org/crosstalk/ct0309/Challenge\\_to\\_the\\_states.pdf](http://www.highereducation.org/crosstalk/ct0309/Challenge_to_the_states.pdf))

## Affordability

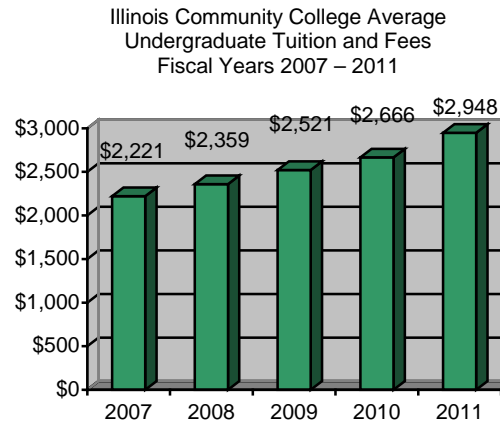
The Higher Education Finance Study Commission December 2010 report (<http://www.ibhe.state.il.us/SJR88/Materials/FinalReport.pdf>) evaluates current higher education budgeting practices in Illinois and

elsewhere and provides recommendations for aligning these practices with the *Illinois Public Agenda for College and Career Success*. The report provides the follow facts higher education funding and affordability:

- Budgets for community colleges and public universities in fiscal 2011 are at the same level of state resources as they received in FY99.
- In 1996, nearly 3 of every 4 dollars spent by public universities came from the state; student tuition paid just over a quarter of university operations.
- Since 1996, the student share of university operations has almost doubled, and tuition now covers 53 percent of university expenses.
- Just a decade ago, the Monetary Award Program (MAP) grant covered 100 percent of average tuition and fees at public universities. Now, the maximum award covers less than half of those costs.

## Tuition and Fees

### Illinois Comparisons



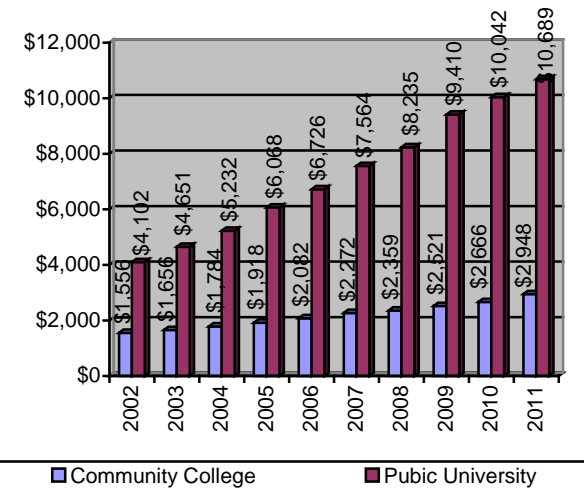
Source: Survey of colleges



Tuition and fees at Illinois Community Colleges have been increasing over the past five years. For fiscal year 2011, the tuition and basic fee cost for a full-time, in-district students was \$2,948. This is an increase of 10.6 percent (+\$282) from the previous year and 32.7 percent (+\$727) from 2007.

Average tuition and fees at Illinois community college are slightly more than one-fourth the average tuition and fees at Illinois public universities (\$10,689) and one-tenth the average tuition and fees at private universities (\$27,552). Public university tuition and fees for first-year students increased 6.4 percent (+\$647) from fiscal year 2010 and 41.3 percent (+\$3,125) from fiscal year 2007.

Community College and Public University Undergraduate Average Full-Time Tuition and Fees Fiscal Years 2002 – 2011



Source: Survey of colleges and IBHE records