

DATA AND CHARACTERISTICS OF THE ILLINOIS PUBLIC COMMUNITY COLLEGE SYSTEM

2008

TABLE OF CONTENTS

	<u>Page</u>
Introduction	ix
A Summary Profile of the Illinois Public Community Colleges	x
Map of the Illinois Public Community College Districts	xi
Section I - Fall Student Characteristics	1
Table I-1 - Summary of Opening Fall 2007 Student Headcount Enrollment by Sex and Type of Attendance	2
Table I-2 - Summary of Opening Fall 2007 Student Headcount Enrollment by Instructional Program Area	4
Table I-3 - Summary of Opening Fall 2007 Student Headcount Enrollment by Age	5
Table I-4 - Summary of Opening Fall 2007 Student Headcount Enrollment by Ethnic Origin	6
Table I-5 - Summary of Opening Fall 2007 Student Headcount Enrollment by Academic Classification	7
Table I-6 - Summary of Opening Fall 2007 Student Headcount Enrollment by Type of Residency	8
Table I-7 - Summary of Opening Fall 2007 Student Headcount Enrollment by Enrollment Status	9
Table I-8 - Proportions of District Populations Served by Illinois Public Community Colleges in Instructional Credit Curricula by Headcount and FTE	10
Table I-9 - Summary of Opening Fall 2007 Student Headcount Enrollment by Instructional Program Area and Student Level	11

TABLE OF CONTENTS
(Continued)

	<u>Page</u>
Table I-10 - Summary of Opening Fall Term Student Headcount Enrollment - Fall 1998 Through Fall 2007	15
Table I-11 - Summary of Opening Fall Term Student FTE Enrollment - Fall 1998 Through Fall 2007	16
Section II - Faculty and Staff Data	17
Table II-1 - Summary of Instructional Teaching Faculty (9 and 12 mos.) Employed in Illinois Public Community Colleges by Sex and Employment Status During Fall 2007	19
Table II-2 - Summary of Administrative Staff Employed in Illinois Public Community Colleges by Sex and Employment Status During Fall 2007	20
Table II-3 - Summary of Other Nonteaching Professional Staff (9 and 12 month) Employed in Illinois Public Community Colleges by Sex and Employment Status During Fall 2007	21
Table II-4 - Summary of Civil Service or Classified Staff Employed in Illinois Public Community Colleges by Sex and Employment Status During Fall 2007	22
Table II-5 - Fiscal Year 2007 Average Contractual Base Salaries for Full-Time Teaching Faculty (9 Mos.), Administrative Staff (12 Mos.), and Nonteaching Professional Staff (12 Mos.) in Illinois Public Community Colleges	23
Table II-6 - Average On-Campus Class by Type - Fiscal Year 2007	24
Table II-7 - Percentage of On-Campus Classes by Class Size Categories - Fiscal Year 2007	25
Table II-8 - Average On-Campus Class by Type - Fiscal Year 2007	26
Table II-9 - Percentage of On-Campus Classes by Class Size Categories - Fiscal Year 2007	27

TABLE OF CONTENTS
(Continued)

	<u>Page</u>
Section III - Annual Enrollment and Completion Data	28
Table III-1 - Summary of Annual Unduplicated Headcount Enrollment by Sex for Fiscal Year 2007	29
Table III-2 - Summary of Annual Unduplicated Headcount Enrollment by Program Classification for Fiscal Year 2007	30
Table III-3 - Annual Unduplicated Enrollment by Academic Program by College for Fiscal Year 2007	31
Table III-4 - Summary of Annual Unduplicated Headcount Enrollment by Age for Fiscal Year 2007	54
Table III-5 - Summary of Annual Unduplicated Headcount Enrollment by Ethnic Origin for Fiscal Year 2007	55
Table III-6 - Highest Degree Previously Earned for Fiscal Year 2007 Illinois Public Community College Students	56
Table III-7 - Summary of Transfer and General Studies Degrees and Certificates Awarded in Fiscal Year 2007	57
Table III-8 - Summary of Occupational Degrees and Certificates Awarded in Fiscal Year 2007	59
Table III-9 - Annual Duplicated Completers by Academic Program by College for Fiscal Year 2007	60
Table III-10 - Summary of Adult Education Completions Awarded in Fiscal Year 2007 by Community College District	80
Table III-11 - Summary of High School Completions Awarded in Fiscal Year 2007 by Community College District	81
Table III-12 - Summary of Annual Unduplicated Headcount Enrollment by Ethnic Origin in General Associate Programs-Fiscal Year 2007	82
Table III-13 - Summary of Annual Unduplicated Headcount Enrollment by Ethnic Origin in Baccalaureate/Transfer Programs-Fiscal Year 2007	83

TABLE OF CONTENTS
(Continued)

	<u>Page</u>
Table III-14 - Summary of Annual Unduplicated Headcount Enrollment by Ethnic Origin in Occupational Programs-Fiscal Year 2007	84
Table III-15 - Summary of Annual Unduplicated Headcount Enrollment by Ethnic Origin in General Studies Programs-Fiscal Year 2007	85
Table III-16 - Summary of Annual Unduplicated Headcount Enrollment by Ethnic Origin in Vocational Programs-Fiscal Year 2007	86
Table III-17 - Summary of Annual Unduplicated Headcount Enrollment by Ethnic Origin in Adult Basic Education Programs-Fiscal Year 2007	87
Table III-18 - Summary of Annual Unduplicated Headcount Enrollment by Ethnic Origin in Adult Secondary Education Programs-Fiscal Year 2007	88
Table III-19 - Summary of Annual Unduplicated Headcount Enrollment by Ethnic Origin in English as a Second Language Programs- Fiscal Year 2007	89
Section IV - Financial Data	90
Table IV-1 - Annual FTE Students - Fiscal Year 1997 Through Fiscal Year 2007	91
Table IV-2 - Total ICCB Grants Paid to Community Colleges - Fiscal Year 2001 Through Fiscal Year 2008	92
Table IV-3 - Net Instructional Unit Cost in Illinois Public Community Colleges Since Fiscal Year 2001	93
Table IV-4 - Net Instructional Unit Cost in Illinois Public Community Colleges- Unrestricted Costs Only	94
Table IV-5 - Fiscal Year 2007 Total Reimbursable Credit Hours	95
Table IV-6 - Fiscal Year 2007 Total Reimbursable Unrestricted Credit Hours	96
Table IV-7 - Summary of Fiscal Year 2007 ICCB Grants to Illinois Public Community Colleges	97

TABLE OF CONTENTS
(Continued)

	<u>Page</u>
Table IV-8 - Summary of Fiscal Year 2008 ICCB Grants to Illinois Public Community Colleges	98
Table IV-9 - Per Capita Costs, Chargeback Rates, and Student Tuition and Fee Rates at Illinois Public Community College Districts	99
Table IV-10 - 2006 Operating Tax Extensions for Real Estate and Other Property Tax and 2007 Corporate Personal Property Replacement Tax Revenues	100
Table IV-11 - 2006 Tax Levy Rates (Per \$100 of EAV)	101
Table IV-12 - Fiscal Year 2007 Net Instructional Unit Cost by Funded Instructional Categories in Illinois Public Community Colleges	102
Table IV-13 - Fiscal Year 2007 Net Instructional Unit Cost by Funded Instructional Categories in Illinois Public Community Colleges - Unrestricted Costs	103
Table IV-14 - Fiscal Year 2007 Audited Operating Revenues by Source	104
Table IV-15 - Fiscal Year 2007 Audited Operating Expenditures by Function	106
Table IV-16 - Fiscal Year 2007 Audited Operating Expenditures by Object	107
Table IV-17 - Fiscal Year 2007 Total Current Fund Revenue by Source	108
Table IV-18 - Fiscal Year 2007 Total Current Fund Expenditures by Function	109
Table IV-19 - Fiscal Year 2007 Energy Costs	110
Section V - Facilities Data	111
Table V-1 - Summary of Acres by Use for Illinois Public Community Colleges as of July 1, 2007	112

TABLE OF CONTENTS
(Continued)

	<u>Page</u>
Table V-2 - Summary of Total Square Footage Available on Illinois Public Community College Campuses as of June 30, 2007	113
Table V-3 - Square Footage of On-Campus Facilities Under Construction or Approved for Construction as of July 1, 2007	114
Table V-4 - Total Net Assignable Square Footage by Room Use Classification	115
Table V-5 - Net Assignable Square Footage in Completed Permanent State-Funded Facilities by Higher Education Facility Inventory Room Use Classification as of June 30, 2007	116
Table V-6 - Net Assignable Square Footage in Completed Permanent Locally Funded Facilities by Higher Education Facility Inventory Room Use Classification as of June 30, 2007	117
Table V-7 - Net Assignable Square Footage in Temporary Facilities by Higher Education Facility Inventory Room Use Classification as of June 30, 2007	118
Table V-8 - Net Assignable Square Footage in State-Funded Facilities Under Construction or Approved for Construction by Higher Education Facility Inventory Room Use Classification as of July 1, 2007	119
Table V-9 - Net Assignable Square Footage in Locally Funded Permanent Facilities Under Construction or Approved for Construction as of July 1, 2007	120
Table V-10 - Total Net Assignable Square Feet of Permanent Facilities by Room Use Classification Per 10th Day On-Campus FTE Student as of June 30, 2007 (Completed, Under Construction, Approved, or Appropriated)	121
Table V-11 - Total Protection, Health, and Safety Projects Approved	122
Table V-12 - Budgeted Revenue for Community College Construction Since January 1990	123

TABLE OF CONTENTS
(Continued)

	<u>Page</u>
Table V-13 - Budgeted Revenue for Permanent Community College Facilities Under Construction or Planned as of May 2007	149
Table V-14 - Capital Projects Under Construction - Funding Authorized by Protection, Health, and Safety Legislation	159
Table V-15 - Capital Renewal Projects Approved for Fiscal Year 2006	167
Table V-16 - Capital Renewal Projects Approved for Fiscal Year 2007	168
Table V-17 - Capital Renewal Projects Approved for Fiscal Year 2008	169

LIST OF FIGURES

	<u>Page</u>
Figure 1 - Opening Fall 2007 Headcount Enrollment by Instructional Program Area	3
Figure 2 - Fall 2007 State Headcount Distribution of Employees by Employee Group	18
Figure 3 - FY 2007 Annual Duplicated Completers in Broad Program Categories	58
Figure 4 - FY 2007 Audited Sources of Revenue	105

INTRODUCTION

This is the twenty-seventh publication of a comprehensive data book by the Illinois Community College Board (ICCB). This document contains data and characteristics of the Illinois public community college system and is designed to serve as a basic reference. No analysis of the data is intended in this document. The data are obtained from various surveys and studies conducted by ICCB staff and from the colleges' annual MIS submissions.

This year the major data tables from the data book will again be available to colleges in computer-readable form using Excel spreadsheet format. To receive the data book in computer-readable form: (1) send two blank CDRs; (2) enclose a self-addressed envelope with return postage; and (3) forward your request to the Information Technology Services, Illinois Community College Board, 401 East Capitol Avenue, Springfield, Illinois 62701-1711. Access to the 2007 Data Book is also available on the ICCB website at www.iccb.state.il.us/HTML/publications/reports.html, scroll down to *Data and Characteristics of the Illinois Public Community College System*, click on 2008.

This document contains annual data for fiscal year 2007 and fall term data for 2007 (fiscal year 2008). Enrollment data and faculty and staff data are collected during the fall term each year; thus, these data are fall term 2005 (fiscal year 2006). Budgeted operating finance and facilities data are for fiscal year 2006. Audited financial data, unit cost data, annual enrollments, and graduate data are for fiscal year 2006.

This publication provides information about (1) students, (2) faculty and staff, (3) annual enrollment and completion, (4) operating finance, and (5) capital construction. Each of these areas constitutes a section of this document. Several tables summarize data from more detailed reports that have been published separately. The objective of this document is to provide useful summaries of data for community college districts in one reference document. If you have requests for other data or suggestions for additions or deletions, please contact the ICCB office.

Special acknowledgment is extended to the personnel of the colleges for their cooperation in completing surveys and providing the ICCB with computer-readable data on a timely basis.

Note that one Illinois public community college changed its name during fiscal year 2000. Southwestern Illinois was formerly known as Belleville Area College. Individuals interested in making comparisons with prior editions of this report should be aware of this change.

Table 1 on the next page is a summary profile of selected statistics for the 39 Illinois public community college districts. The map on page x shows the geographic location of each college district.

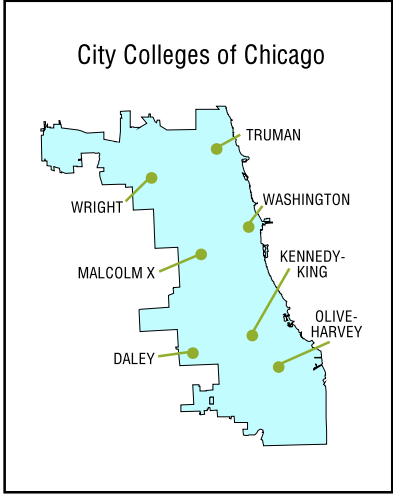
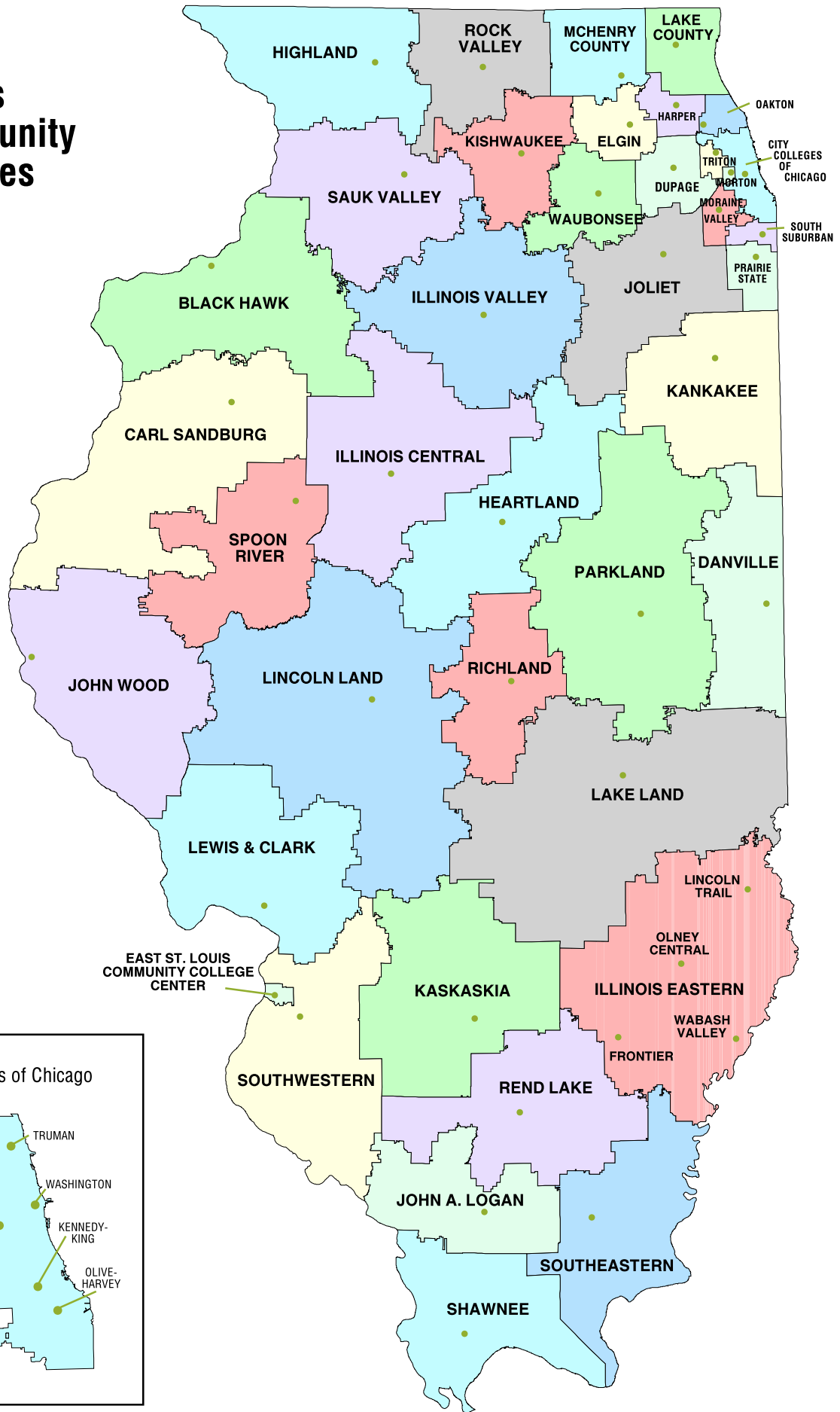
Illinois Community College Board

Table 1

A SUMMARY PROFILE OF THE ILLINOIS PUBLIC COMMUNITY COLLEGES

Dist. No.	District	District Location	District Size			2006 Tax Base EAV	2006 Tax Rates Extended				Student Enrollment		FY 08 Annual Tuition & Fee Charges
			# of Coll.	2006 Population	Square Miles		Educ. & O&M Rate	Bond & Interest Rate	All Other Tax Rates	Total	Fall 2007 Headcount	Annual FY 07 FTE	
503	BLACK HAWK	Moline	1	223,649	2,240	\$3,071,201,593	19.00	7.96	18.83	45.79	6,311	11,938	\$2,430
508	CHICAGO	Chicago	7	2,833,321	230	\$69,479,300,657	15.50	0.00	5.00	20.50	56,908	95,224	\$2,410
507	DANVILLE	Danville	1	88,345	1,288	\$884,476,688	44.38	6.98	9.76	61.12	2,832	8,364	\$2,340
502	DUPAGE	Glen Ellyn	1	1,050,358	350	\$41,589,987,372	15.57	3.42	0.52	19.51	25,768	44,052	\$3,090
509	ELGIN	Elgin	1	447,678	343	\$12,000,275,958	28.01	0.10	6.41	34.52	9,613	16,847	\$2,730
512	HARPER	Palatine	1	513,231	193	\$21,562,923,961	19.36	6.34	1.54	27.24	15,156	25,314	\$2,970
540	HEARTLAND	Bloomington	1	203,178	1,863	\$3,580,079,454	22.50	10.25	7.90	40.65	4,827	8,648	\$2,310
519	HIGHLAND	Freeport	1	90,463	1,640	\$1,595,858,829	35.50	4.60	6.50	46.60	2,049	5,765	\$2,340
514	ILLINOIS CENTRAL	East Peoria	1	363,937	2,322	\$5,658,692,266	25.00	12.51	10.85	48.36	11,804	20,023	\$2,250
529	ILLINOIS EASTERN	Olney	4	108,627	3,066	\$1,101,476,437	25.00	12.64	4.77	42.41	9,363	31,295	\$1,800
513	ILLINOIS VALLEY	Oglesby	1	148,800	2,058	\$2,551,819,980	17.00	4.95	18.29	40.24	4,103	7,451	\$1,973
525	JOLIET	Joliet	1	607,300	1,434	\$17,792,972,785	17.54	0.00	1.86	19.40	13,149	24,237	\$2,280
520	KANKAKEE	Kankakee	1	134,969	1,586	\$1,967,471,894	18.00	3.70	13.10	34.80	3,591	8,800	\$2,070
501	KASKASKIA	Centralia	1	118,899	2,231	\$1,139,958,052	25.00	9.27	15.96	50.23	5,041	9,157	\$2,040
523	KISHWAUKEE	Malta	1	108,512	831	\$1,960,989,649	34.45	16.10	3.80	54.35	4,466	8,141	\$2,250
532	LAKE COUNTY	Grayslake	1	687,578	442	\$25,966,286,120	18.40	0.70	0.40	19.50	16,010	27,032	\$2,700
517	LAKE LAND	Mattoon	1	187,983	3,961	\$2,028,052,121	18.00	7.58	18.33	43.91	7,177	16,728	\$2,169
536	LEWIS & CLARK	Godfrey	1	220,891	2,044	\$3,147,108,577	25.00	14.03	5.27	44.30	7,875	12,783	\$2,400
526	LINCOLN LAND	Springfield	1	332,735	4,115	\$4,775,876,303	34.00	2.97	9.14	46.11	6,655	14,462	\$2,460
530	LOGAN	Carterville	1	143,479	1,192	\$1,477,016,529	35.00	0.00	13.34	48.34	7,559	19,804	\$2,010
528	MC HENRY	Crystal Lake	1	261,456	600	\$8,380,216,795	25.95	0.35	1.11	27.41	5,274	10,785	\$2,460
524	MORAIN VALLEY	Palos Hills	1	401,384	133	\$10,637,643,231	18.83	5.43	2.68	26.94	15,859	30,925	\$2,160
527	MORTON	Cicero	1	149,323	17	\$1,975,591,559	33.39	2.81	3.45	39.65	5,057	7,605	\$2,400
535	OAKTON	Des Plaines	1	467,291	107	\$21,382,796,156	15.07	0.00	0.65	15.72	10,805	33,777	\$2,538
505	PARKLAND	Champaign	1	248,845	2,908	\$4,043,791,548	36.00	0.91	9.73	46.64	9,407	16,413	\$2,460
515	PRAIRIE STATE	Chicago Hgts.	1	214,081	220	\$3,787,851,136	21.29	4.16	4.85	30.30	5,507	11,945	\$2,610
521	REND LAKE	Ina	1	92,214	1,850	\$668,565,470	24.25	19.09	17.79	61.13	4,821	13,555	\$2,070
537	RICHLAND	Decatur	1	133,801	1,114	\$1,972,451,764	31.49	1.94	5.25	38.68	3,274	7,123	\$2,070
511	ROCK VALLEY	Rockford	1	368,762	1,033	\$6,134,928,471	26.95	8.93	8.46	44.34	7,923	15,592	\$2,070
518	SANDBURG	Galesburg	1	108,011	2,834	\$1,233,665,227	22.00	19.53	18.68	60.21	2,693	5,153	\$2,835
506	SAUK VALLEY	Dixon	1	103,079	1,625	\$1,336,223,749	27.50	9.65	8.77	45.92	2,700	6,000	\$2,460
531	SHAWNEE	Ullin	1	61,605	1,466	\$474,801,179	29.18	0.00	15.54	44.72	2,176	8,250	\$1,800
510	SOUTH SUBURBAN	S. Holland	1	273,999	79	\$3,942,454,847	24.01	5.62	7.03	36.66	6,260	16,064	\$3,113
533	SOUTHEASTERN	Harrisburg	1	53,915	1,656	\$387,310,988	38.00	24.70	17.80	80.50	2,606	8,926	\$2,100
522	SOUTHWESTERN	Belleville	1	448,087	2,054	\$5,864,406,608	16.00	0.65	18.98	35.63	13,713	25,460	\$2,040
534	SPOON RIVER	Canton	1	70,818	1,566	\$665,208,664	24.50	17.28	10.79	52.57	2,139	4,299	\$2,370
504	TRITON	River Grove	1	319,258	55	\$9,059,029,830	20.64	0.00	3.04	23.68	15,658	24,099	\$1,980
516	WAUBONSEE	Sugar Grove	1	345,857	624	\$8,905,692,312	31.72	2.41	5.90	40.03	8,731	18,592	\$2,250
539	WOOD	Quincy	1	96,450	2,363	\$1,073,123,890	22.34	3.87	11.56	37.77	2,417	4,336	\$2,880
			48	12,832,169	55,733	\$315,257,578,649	25.16	6.45	8.81	40.42	347,277	684,964	\$2,351

Illinois Community Colleges



Section I

FALL STUDENT CHARACTERISTICS

This section includes data on headcount and full-time equivalent (FTE) student enrollments in Illinois public community colleges.

In fall 2007, the public community colleges of Illinois enroll approximately 63.17 percent of all students enrolled in public colleges and universities in the state of Illinois. The diverse population of the communities that the colleges serve is reflected in the student characteristics shown in this section.

The tables show student enrollments based on opening counts (10th-day enrollments) for the fall term. Opening enrollment counts are a snapshot count at the end of the regular registration for the fall term and do not include many students who enroll for courses which start later in a term - particularly in adult education.

Table I-1 lists the fall 2007 student headcount enrollment by sex and type of attendance. Nearly 58 percent of the 347,277 students enrolled in Illinois public community colleges were women. Part-time students accounted for approximately 63 percent of the enrollments.

Table I-2 itemizes the fall 2007 student headcount enrollment by instructional program area. As depicted in Figure 1, 47.55 percent of the students were enrolled in baccalaureate/transfer programs, 32.24 percent in occupational and vocational skills programs, 1.24 percent in general studies programs, 6.43 percent in general associate programs, and 12.54 percent in adult basic education/adult secondary education/English as a Second Language programs.

The data in Table I-3 show fall 2007 headcount enrollment by age categories and provide the median age of students for each public community college. The median age for fall 2007 students was 23.41 years. This is down .61 years from the fall 2006 median age of 24.02. The fall 2007 mean age was 28.39 years.

Tables I-4 through I-7 summarize fall 2007 student headcount enrollment by ethnic origin, academic classification, type of residency, and enrollment status. Table I-5 shows that approximately 21.9 percent of fall 2007 students were classified as sophomores. Almost 49 percent of the fall 2007 enrollments were classified as freshmen.

Table I-8 lists by headcount and FTE the proportions of district populations served by Illinois public community colleges in instructional credit curricula. Table I-9 summarizes fall 2007 headcount enrollment by instructional program area and student level.

Table I-10 details the trends in community college headcount enrollments from fall 1998 through fall 2007. Table I-11 lists the trends of FTE enrollments for the same ten-year period.

Illinois Community College Board

Table I-1

SUMMARY OF OPENING FALL 2007 STUDENT HEADCOUNT ENROLLMENT BY
GENDER AND TYPE OF ATTENDANCE

Dist.	No.	District/College	Male	Female	Full-time	Part-time	Total
	503	Black Hawk	2,539	3,772	2,884	3,427	6,311
	508	Chicago	(22,590)	(34,318)	(20,323)	(36,585)	(56,908)
		Daley	3,697	5,982	3,378	6,301	9,679
		Kennedy-King	2,263	3,877	2,660	3,480	6,140
		Malcolm X	2,063	3,968	2,522	3,509	6,031
		Olive-Harvey	1,207	2,871	1,945	2,133	4,078
		Truman	5,030	6,324	2,464	8,890	11,354
		Washington	3,875	4,758	4,213	4,420	8,633
		Wilbur Wright	4,455	6,538	3,141	7,852	10,993
	507	Danville	987	1,845	1,185	1,647	2,832
	502	DuPage	11,518	14,250	9,382	16,386	25,768
	509	Elgin	4,310	5,303	3,270	6,343	9,613
	512	Harper	6,638	8,518	6,538	8,618	15,156
	540	Heartland	2,187	2,640	2,131	2,696	4,827
	519	Highland	748	1,301	1,103	946	2,049
	514	Illinois Central	4,993	6,811	4,690	7,114	11,804
	529	Illinois Eastern	(4,276)	(5,087)	(2,281)	(7,082)	(9,363)
		Frontier	783	1,319	339	1,763	2,102
		Lincoln Trail	671	774	556	889	1,445
		Olney Central	626	984	755	855	1,610
		Wabash Valley	2,196	2,010	631	3,575	4,206
	513	Illinois Valley	1,815	2,288	1,800	2,303	4,103
	525	Joliet	5,367	7,782	5,372	7,777	13,149
	520	Kankakee	1,273	2,318	1,359	2,232	3,591
	501	Kaskaskia	2,053	2,988	1,890	3,151	5,041
	523	Kishwaukee	1,976	2,490	2,079	2,387	4,466
	532	Lake County	6,753	9,257	4,896	11,114	16,010
	517	Lake Land	3,819	3,358	3,036	4,141	7,177
	536	Lewis & Clark	3,222	4,653	2,698	5,177	7,875
	526	Lincoln Land	2,751	3,904	2,743	3,912	6,655
	530	Logan	3,127	4,432	2,368	5,191	7,559
	528	McHenry	2,322	2,952	2,253	3,021	5,274
	524	Moraine Valley	6,881	8,978	6,896	8,963	15,859
	527	Morton	1,948	3,109	1,258	3,799	5,057
	535	Oakton	4,835	5,970	3,291	7,514	10,805
	505	Parkland	4,389	5,018	4,345	5,062	9,407
	515	Prairie State	2,101	3,406	1,958	3,549	5,507
	521	Rend Lake	2,250	2,571	1,869	2,952	4,821
	537	Richland	1,234	2,040	1,078	2,196	3,274
	511	Rock Valley	3,280	4,643	3,594	4,329	7,923
	518	Sandburg	959	1,734	1,235	1,458	2,693
	506	Sauk Valley	1,096	1,604	1,095	1,605	2,700
	531	Shawnee	721	1,455	850	1,326	2,176
	510	South Suburban	1,750	4,510	2,088	4,172	6,260
	533	Southeastern	1,358	1,248	1,044	1,562	2,606
	522	Southwestern*	6,058	7,655	5,271	8,442	13,713
	534	Spoon River	910	1,229	983	1,156	2,139
	504	Triton	7,050	8,608	3,893	11,765	15,658
	516	Waubensee	3,957	4,774	3,076	5,655	8,731
	539	Wood	<u>915</u>	<u>1,502</u>	<u>1,143</u>	<u>1,274</u>	<u>2,417</u>
		TOTALS	146,956	200,321	129,248	218,029	347,277

* Formerly Belleville Area College

SOURCE OF DATA: Fall Enrollment (E1 Records) - reflects enrollments as of the fall term census date (end of registration).

Will not reflect enrollments in courses that have a starting date later than the census date - particularly those in adult education.

Illinois Community College Board
Table I-2
SUMMARY OF OPENING FALL 2007 STUDENT HEADCOUNT ENROLLMENT
BY INSTRUCTIONAL PROGRAM AREA

Dist. No.	District/College	General Associates	Bacc/ Transfer	Career & Technical Ed	General Studies	Voc Skills	Adult Basic Education	Adult Secondary Education	English as a Second Language	Total
503	Black Hawk	23	3,618	2,094	0	255	86	37	198	6,311
508	Chicago	(9,461)	(19,043)	(6,582)	(17)	(622)	(5,101)	(1,696)	(14,386)	(56,908)
	Daley	141	2,989	1,114	14	64	805	258	4,294	9,679
	Kennedy-King	158	2,405	1,715	3	56	1,392	55	356	6,140
	Malcolm X	341	2,508	475	0	275	652	511	1,269	6,031
	Olive-Harvey	268	1,665	413	0	35	1,078	161	458	4,078
	Truman	1,082	3,317	714	0	53	383	483	5,322	11,354
	Washington	3,031	3,841	1,549	0	31	138	31	12	8,633
	Wilbur Wright	4,440	2,318	602	0	108	653	197	2,675	10,993
507	Danville	213	1,168	1,124	0	216	57	36	18	2,832
502	DuPage	406	11,448	7,878	2,447	682	128	152	2,627	25,768
509	Elgin	465	4,797	2,523	0	22	132	190	1,484	9,613
512	Harper	1	7,912	5,313	0	117	173	104	1,536	15,156
540	Heartland	0	3,931	680	0	158	5	0	53	4,827
519	Highland	20	1,196	712	52	69	0	0	0	2,049
514	Illinois Central	2,217	6,003	3,218	169	15	104	60	18	11,804
529	Illinois Eastern	(602)	(3,157)	(4,098)	(0)	(1,260)	(121)	(74)	(51)	(9,363)
	Frontier	71	810	309	0	826	55	28	3	2,102
	Lincoln Trail	261	751	410	0	0	9	13	1	1,445
	Olney Central	136	823	532	0	40	57	22	0	1,610
	Wabash Valley	134	773	2,847	0	394	0	11	47	4,206
513	Illinois Valley	118	1,528	1,669	700	0	32	42	14	4,103
525	Joliet	772	6,288	4,804	115	211	177	77	705	13,149
520	Kankakee	96	1,443	1,760	41	194	49	7	1	3,591
501	Kaskaskia	579	1,869	2,472	10	98	13	0	0	5,041
523	Kishwaukee	0	3,254	897	21	41	58	46	149	4,466
532	Lake County	0	7,509	5,462	69	401	152	511	1,906	16,010
517	Lake Land	959	3,729	2,149	9	314	9	0	8	7,177
536	Lewis & Clark	715	5,354	1,538	0	0	147	95	26	7,875
526	Lincoln Land	740	3,796	1,690	8	372	13	20	16	6,655
530	Logan	0	4,093	2,271	0	1,176	1	18	0	7,559
528	McHenry	122	3,640	1,489	0	0	8	13	2	5,274
524	Moraine Valley	0	9,173	5,062	0	119	163	224	1,118	15,859
527	Morton	86	1,578	1,734	16	17	148	43	1,435	5,057
535	Oakton	0	6,424	3,284	0	716	84	89	208	10,805
505	Parkland	624	4,286	4,127	0	173	49	25	123	9,407
515	Prairie State	21	2,361	2,204	0	191	287	79	364	5,507
521	Rend Lake	0	2,885	1,228	0	601	2	103	2	4,821
537	Richland	136	1,919	1,037	141	34	1	3	3	3,274
511	Rock Valley	1	6,129	1,409	0	141	13	11	219	7,923
518	Sandburg	56	1,576	925	0	19	52	57	8	2,693
506	Sauk Valley	5	1,644	859	0	191	1	0	0	2,700
531	Shawnee	198	822	634	119	303	41	57	2	2,176
510	South Suburban	0	2,312	3,417	1	529	0	1	0	6,260
533	Southeastern	0	1,073	671	22	791	38	11	0	2,606
522	Southwestern*	4	6,765	6,274	16	0	353	155	146	13,713
534	Spoon River	328	1,224	328	0	103	99	41	16	2,139
504	Triton	2,773	5,142	3,651	0	942	357	275	2,518	15,658
516	Waubensee	586	3,389	2,848	301	34	165	143	1,265	8,731
539	Wood	0	1,647	735	35	0	0	0	0	2,417
	TOTALS	22,327	165,125	100,850	4,309	11,127	8,419	4,495	30,625	347,277

* Formerly Belleville Area College

SOURCE OF DATA: Fall Enrollment (E1 Records) - reflects enrollments as of the fall term census date (end of registration). Will not reflect enrollments in courses that have a starting date later than the census date - particularly those in adult education.

Illinois Community College Board
Table I-3
SUMMARY OF OPENING FALL 2007 STUDENT HEADCOUNT ENROLLMENT
BY AGE

Dist. No.	District/College	Mean Age	Median Age	16 & Under	17-20	21-24	25-30	31-39	40-55	Over 55	Unknown	Total
503	Black Hawk	26.63	22.13	81	2,633	1,083	959	744	692	105	14	6,311
508	Chicago	(29.99)	(26.61)	(164)	(12,928)	(11,971)	(11,618)	(10,067)	(8,314)	(1,799)	(47)	(56,908)
	Daley	29.70	27.21	33	1,888	2,028	2,169	2,074	1,316	167	4	9,679
	Kennedy-King	30.45	26.61	23	1,517	1,178	1,133	1,030	1,019	231	9	6,140
	Malcolm X	31.33	27.75	21	1,293	1,120	1,172	1,050	1,110	263	2	6,031
	Olive-Harvey	29.59	26.14	25	1,103	748	729	749	612	108	4	4,078
	Truman	31.82	28.67	25	1,631	2,197	2,741	2,442	1,797	508	13	11,354
	Washington	28.27	24.47	14	2,391	2,132	1,718	1,168	986	217	7	8,633
	Wilbur Wright	28.75	24.62	23	3,105	2,568	1,956	1,554	1,474	305	8	10,993
507	Danville	26.63	21.63	99	1,196	382	410	325	328	55	37	2,832
502	DuPage	28.96	23.04	62	9,468	5,165	3,333	2,907	3,445	1,257	131	25,768
509	Elgin	27.89	22.77	46	3,744	1,804	1,312	1,213	1,171	320	3	9,613
512	Harper	26.59	22.07	49	6,330	3,124	2,075	1,695	1,614	262	7	15,156
540	Heartland	25.40	21.83	74	1,992	1,178	675	464	397	46	1	4,827
519	Highland	27.09	21.63	29	922	295	257	236	259	49	2	2,049
514	Illinois Central	26.67	22.00	227	4,960	1,977	1,611	1,453	1,323	206	47	11,804
529	Illinois Eastern	(33.38)	(27.10)	(377)	(2,470)	(866)	(991)	(1,261)	(2,271)	(1,126)	(1)	(9,363)
	Frontier	32.33	28.43	182	555	175	230	325	455	179	1	2,102
	Lincoln Trail	33.01	25.77	47	475	172	177	161	230	183	0	1,445
	Olney Central	29.66	21.17	70	721	175	146	151	182	165	0	1,610
	Wabash Valley	38.52	38.34	78	719	344	438	624	1,404	599	0	4,206
513	Illinois Valley	26.35	21.44	126	1,798	661	537	445	416	99	21	4,103
525	Joliet	27.45	22.26	37	5,402	2,407	1,536	1,772	1,696	274	25	13,149
520	Kankakee	29.34	24.48	21	1,219	612	543	496	531	151	18	3,591
501	Kaskaskia	26.00	20.52	808	1,850	641	536	494	521	186	5	5,041
523	Kishwaukee	24.88	21.12	44	2,121	1,025	518	357	341	59	1	4,466
532	Lake County	29.26	24.24	43	5,301	3,029	2,272	2,259	2,597	500	9	16,010
517	Lake Land	26.73	22.36	159	2,906	1,214	1,041	895	863	99	0	7,177
536	Lewis & Clark	23.95	20.07	1,275	3,137	1,153	850	656	634	103	67	7,875
526	Lincoln Land	26.79	22.16	103	2,713	1,271	908	760	725	139	36	6,655
530	Logan	36.53	27.46	110	2,115	1,099	771	680	1,086	1,573	125	7,559
528	McHenry	26.31	21.09	56	2,508	1,003	508	426	614	136	23	5,274
524	Moraine Valley	26.75	22.03	30	6,609	3,400	1,971	1,656	1,834	312	47	15,859
527	Morton	28.12	24.66	23	1,545	1,038	916	869	572	94	0	5,057
535	Oakton	29.03	23.41	18	3,648	2,369	1,528	1,097	1,376	565	204	10,805
505	Parkland	26.01	21.67	229	3,920	1,944	1,327	939	856	183	9	9,407
515	Prairie State	29.39	24.56	22	1,783	1,007	820	820	816	212	27	5,507
521	Rend Lake	30.96	23.49	360	1,711	490	512	518	734	492	4	4,821
537	Richland	28.64	24.61	28	1,130	509	525	487	499	68	28	3,274
511	Rock Valley	26.79	22.11	50	3,318	1,499	1,057	964	897	137	1	7,923
518	Sandburg	27.35	22.02	75	1,118	407	379	306	300	103	5	2,693
506	Sauk Valley	27.62	21.60	120	1,140	356	329	306	325	115	9	2,700
531	Shawnee	30.71	25.14	18	744	318	290	280	400	126	0	2,176
510	South Suburban	30.23	25.74	11	1,757	1,186	974	1,024	1,015	256	37	6,260
533	Southeastern	28.24	21.29	232	1,030	307	276	252	328	169	12	2,606
522	Southwestern*	27.94	23.28	221	4,817	2,686	2,097	1,658	1,901	332	1	13,713
534	Spoon River	25.91	21.08	50	995	391	225	195	246	37	0	2,139
504	Triton	28.99	24.71	168	4,404	2,910	2,504	2,148	2,064	475	985	15,658
516	Waubonsee	27.45	22.90	103	3,278	1,676	1,271	1,174	1,053	176	0	8,731
539	Wood	<u>26.55</u>	<u>21.99</u>	<u>21</u>	<u>1,065</u>	<u>411</u>	<u>320</u>	<u>283</u>	<u>286</u>	<u>31</u>	<u>0</u>	<u>2,417</u>
	TOTALS/AVERAGE	28.39	23.41	5,769	121,725	64,864	50,582	44,581	45,340	12,427	1,989	347,277

* Formerly Belleville Area College

SOURCE OF DATA: Fall Enrollment (E1 Records) - reflects enrollments as of the fall term census date (end of registration). Will not reflect enrollments in courses that have a starting date later than the census date - particularly those in adult education.

Illinois Community College Board
Table I-4
SUMMARY OPENING FALL 2007 STUDENT HEADCOUNT ENROLLMENT
BY ETHNIC ORIGIN

Dist. No.	District/College	Asian or Pacific Islander	Native American	African American Non-Latino	Latino	White Non-Latino	Non- Resident Alien	All Other or No Indication	Total
503	Black Hawk	63	24	561	551	5,112	0	0	6,311
508	Chicago	(4,092)	(200)	(20,059)	(22,448)	(10,109)	(0)	(0)	(56,908)
	Daley	108	17	1,859	6,748	947	0	0	9,679
	Kennedy-King	213	16	5,076	377	458	0	0	6,140
	Malcolm X	235	22	3,440	1,827	507	0	0	6,031
	Olive-Harvey	22	13	3,254	741	48	0	0	4,078
	Truman	1,500	49	2,153	5,239	2,413	0	0	11,354
	Washington	1,122	47	3,374	1,998	2,092	0	0	8,633
	Wilbur Wright	892	36	903	5,518	3,644	0	0	10,993
507	Danville	24	6	315	57	2,334	3	93	2,832
502	DuPage	2,871	81	1,597	3,753	17,164	0	302	25,768
509	Elgin	690	24	411	2,880	5,585	23	0	9,613
512	Harper	1,797	42	622	2,394	8,960	148	1,193	15,156
540	Heartland	135	14	423	132	4,092	31	0	4,827
519	Highland	20	4	177	28	1,820	0	0	2,049
514	Illinois Central	217	39	1,282	260	9,987	19	0	11,804
529	Illinois Eastern	(121)	(9)	(292)	(101)	(8,837)	(3)	(0)	(9,363)
	Frontier	10	1	6	9	2,076	0	0	2,102
	Lincoln Trail	28	1	193	50	1,171	2	0	1,445
	Olney Central	18	2	19	19	1,552	0	0	1,610
	Wabash Valley	65	5	74	23	4,038	1	0	4,206
513	Illinois Valley	47	14	167	266	3,398	1	210	4,103
525	Joliet	353	25	1,356	2,015	9,390	10	0	13,149
520	Kankakee	55	16	527	168	2,820	5	0	3,591
501	Kaskaskia	23	34	318	67	4,579	20	0	5,041
523	Kishwaukee	124	12	569	493	3,262	6	0	4,466
532	Lake County	1,016	28	1,249	3,792	9,675	250	0	16,010
517	Lake Land	51	22	666	226	6,182	30	0	7,177
536	Lewis & Clark	32	21	503	62	7,257	0	0	7,875
526	Lincoln Land	84	23	563	142	5,827	16	0	6,655
530	Logan	62	36	465	100	6,888	8	0	7,559
528	McHenry	90	7	50	381	4,637	109	0	5,274
524	Moraine Valley	404	36	1,459	2,169	11,511	280	0	15,859
527	Morton	80	5	270	3,908	700	94	0	5,057
535	Oakton	578	25	1,769	847	5,830	462	1,294	10,805
505	Parkland	327	36	1,175	400	7,118	351	0	9,407
515	Prairie State	75	17	2,703	759	1,805	7	141	5,507
521	Rend Lake	52	11	278	65	4,396	19	0	4,821
537	Richland	35	15	551	48	2,622	3	0	3,274
511	Rock Valley	290	27	775	750	6,039	42	0	7,923
518	Sandburg	17	4	120	84	2,459	9	0	2,693
506	Sauk Valley	28	7	65	222	2,377	1	0	2,700
531	Shawnee	17	16	367	37	1,739	0	0	2,176
510	South Suburban	64	19	4,169	483	1,510	15	0	6,260
533	Southeastern	14	7	286	55	2,244	0	0	2,606
522	Southwestern*	273	59	2,716	397	10,265	3	0	13,713
534	Spoon River	20	7	90	21	1,996	5	0	2,139
504	Triton	591	35	2,632	4,518	7,449	57	376	15,658
516	Waubonsee	268	43	522	2,579	5,319	0	0	8,731
539	Wood	<u>24</u>	<u>7</u>	<u>70</u>	<u>19</u>	<u>1,944</u>	<u>7</u>	<u>346</u>	<u>2,417</u>
	TOTALS	15,124	1,057	52,189	57,677	215,238	2,037	3,955	347,277

* Formerly Belleville Area College

SOURCE OF DATA: Fall Enrollment (E1 Records)—reflects enrollments as of the fall census date (end of registration).

Will not reflect enrollments in courses that have a starting data later than the census date – particularly those in adult education

Illinois Community College Board
Table I-5
SUMMARY OF OPENING FALL 2007 STUDENT HEADCOUNT ENROLLMENT
BY ACADEMIC CLASSIFICATION

Dist. No.	District/College	Freshman	Sophomore	High School	Unclassified*	Total
503	Black Hawk	3,003	1,613	651	1,044	6,311
508	Chicago	(25,433)	(8,062)	(1)	(23,412)	(56,908)
	Daley	2,814	1,176	0	5,689	9,679
	Kennedy-King	3,321	885	0	1,934	6,140
	Malcolm X	2,538	987	0	2,506	6,031
	Olive-Harvey	1,526	743	0	1,809	4,078
	Truman	3,801	1,164	0	6,389	11,354
	Washington	6,084	1,479	1	1,069	8,633
	Wilbur Wright	5,349	1,628	0	4,016	10,993
507	Danville	1,577	418	433	404	2,832
502	DuPage	13,516	5,442	10	6,800	25,768
509	Elgin	4,659	1,528	335	3,091	9,613
512	Harper	7,433	3,629	390	3,704	15,156
540	Heartland	3,038	1,227	216	346	4,827
519	Highland	1,152	718	0	179	2,049
514	Illinois Central	5,859	3,804	859	1,282	11,804
529	Illinois Eastern	(4,464)	(2,461)	(1,068)	(1,370)	(9,363)
	Frontier	757	572	506	267	2,102
	Lincoln Trail	751	428	128	138	1,445
	Olney Central	695	492	220	203	1,610
	Wabash Valley	2,261	969	214	762	4,206
513	Illinois Valley	2,013	1,134	471	485	4,103
525	Joliet	7,588	3,844	215	1,502	13,149
520	Kankakee	1,846	748	85	912	3,591
501	Kaskaskia	1,146	747	1,369	1,779	5,041
523	Kishwaukee	3,044	645	130	647	4,466
532	Lake County	7,168	4,056	105	4,681	16,010
517	Lake Land	3,640	2,048	889	600	7,177
536	Lewis & Clark	3,122	1,978	2,408	367	7,875
526	Lincoln Land	3,265	1,719	1,275	396	6,655
530	Logan	4,776	2,222	243	318	7,559
528	McHenry	3,017	1,214	1	1,042	5,274
524	Moraine Valley	9,047	4,010	0	2,802	15,859
527	Morton	2,705	449	25	1,878	5,057
535	Oakton	6,646	2,327	60	1,772	10,805
505	Parkland	4,847	3,276	15	1,269	9,407
515	Prairie State	1,914	1,164	0	2,429	5,507
521	Rend Lake	1,155	745	0	2,921	4,821
537	Richland	1,872	961	277	164	3,274
511	Rock Valley	4,749	2,202	202	770	7,923
518	Sandburg	1,528	167	373	625	2,693
506	Sauk Valley	1,181	659	388	472	2,700
531	Shawnee	746	504	34	892	2,176
510	South Suburban	3,809	1,793	26	632	6,260
533	Southeastern	814	560	439	793	2,606
522	Southwestern**	6,747	3,985	824	2,157	13,713
534	Spoon River	1,122	393	243	381	2,139
504	Triton	7,059	2,937	1,129	4,533	15,658
516	Waubonsee	484	44	0	8,203	8,731
539	Wood	<u>1,258</u>	<u>701</u>	<u>127</u>	<u>331</u>	<u>2,417</u>
	TOTALS	168,442	76,134	15,316	87,385	347,277

*Unclassified students are those who do not meet minimum requirements for entrance as regular college-level students, or already have an Associate Degree or higher and are taking courses at the same level or lower. Some colleges may be including course enrollees in this category as well.

**Formerly Belleville Area College

SOURCE OF DATA: Fall Enrollment (E1 Records) - reflects enrollments as of the fall term census date (end of registration). Will not reflect enrollments in courses that have a starting date later than the census date - particularly those in adult education.

Illinois Community College Board

Table I-6

SUMMARY OF OPENING FALL 2007 STUDENT HEADCOUNT ENROLLMENT
BY TYPE OF RESIDENCY

Dist. No.	District/College	In-District	Out-of- District	State Corrections	Out-of- State	Federal Corrections	Foreign	Unknown	Total
503	Black Hawk	5,801	207	0	289	0	14	0	6,311
508	Chicago	(53,992)	(2,510)	(0)	(33)	(0)	(373)	(0)	(56,908)
	Daley	9,071	598	0	8	0	2	0	9,679
	Kennedy-King	5,690	437	0	13	0	0	0	6,140
	Malcolm X	5,811	211	0	0	0	9	0	6,031
	Olive-Harvey	3,974	100	0	2	0	2	0	4,078
	Truman	10,943	295	0	0	0	116	0	11,354
	Washington	7,935	499	0	9	0	190	0	8,633
	Wilbur Wright	10,568	370	0	1	0	54	0	10,993
507	Danville	2,414	143	15	237	0	23	0	2,832
502	DuPage	23,184	2,387	0	77	0	120	0	25,768
509	Elgin	8,897	683	0	6	0	27	0	9,613
512	Harper	13,173	1,871	0	14	0	98	0	15,156
540	Heartland	4,416	354	0	3	0	54	0	4,827
519	Highland	1,884	112	0	45	0	8	0	2,049
514	Illinois Central	10,781	757	1	121	32	112	0	11,804
529	Illinois Eastern	(6,460)	(2,401)	(296)	(83)	(0)	(123)	(0)	(9,363)
	Frontier	1,930	155	0	11	0	6	0	2,102
	Lincoln Trail	1,093	22	296	9	0	25	0	1,445
	Olney Central	1,569	13	0	6	0	22	0	1,610
	Wabash Valley	1,868	2,211	0	57	0	70	0	4,206
513	Illinois Valley	3,637	258	196	12	0	0	0	4,103
525	Joliet	12,891	239	0	16	0	3	0	13,149
520	Kankakee	3,350	203	0	30	0	8	0	3,591
501	Kaskaskia	4,454	404	141	33	0	9	0	5,041
523	Kishwaukee	3,354	1,091	0	11	0	10	0	4,466
532	Lake County	15,006	409	0	167	0	428	0	16,010
517	Lake Land	5,073	543	1,444	52	0	65	0	7,177
536	Lewis & Clark	7,500	258	0	98	0	19	0	7,875
526	Lincoln Land	6,453	172	0	10	0	20	0	6,655
530	Logan	6,743	675	23	89	0	29	0	7,559
528	McHenry	5,134	108	0	29	0	3	0	5,274
524	Moraine Valley	12,915	2,651	0	36	0	257	0	15,859
527	Morton	4,655	395	0	4	0	3	0	5,057
535	Oakton	8,559	1,966	0	29	0	251	0	10,805
505	Parkland	6,757	2,221	1	121	0	307	0	9,407
515	Prairie State	4,616	661	0	225	0	5	0	5,507
521	Rend Lake	3,875	730	88	46	0	27	55	4,821
537	Richland	2,844	103	325	0	0	2	0	3,274
511	Rock Valley	7,834	52	0	32	0	5	0	7,923
518	Sandburg	2,407	214	0	64	0	8	0	2,693
506	Sauk Valley	2,585	110	0	4	0	1	0	2,700
531	Shawnee	1,994	90	0	87	0	5	0	2,176
510	South Suburban	5,133	844	0	282	0	1	0	6,260
533	Southeastern	2,128	159	280	33	0	6	0	2,606
522	Southwestern*	12,753	788	0	169	0	3	0	13,713
534	Spoon River	1,692	358	65	11	0	13	0	2,139
504	Triton	12,012	3,500	0	44	0	102	0	15,658
516	Waubonsee	7,886	820	0	11	0	14	0	8,731
539	Wood	<u>2,101</u>	<u>67</u>	<u>0</u>	<u>245</u>	<u>0</u>	<u>4</u>	<u>0</u>	<u>2,417</u>
	TOTALS	307,343	31,514	2,875	2,898	32	2,560	55	347,277

* Formerly Belleville Area College

SOURCE OF DATA: Fall Enrollment (E1 Records) - reflects enrollments as of the fall term census date (end of registration).

Will not reflect enrollments in courses that have a starting date later than the census date - particularly those in adult education.

Illinois Community College Board

Table 1-7

SUMMARY OF OPENING FALL 2007 STUDENT HEADCOUNT ENROLLMENT
BY ENROLLMENT STATUS

Dist. No.	District/College	First-Time College-Level Students	New Pre-College Students	Transfer Students	New Gen Studies/ Voc Students	Continuing Students	Students Moved to College-Level	Readmitted Students	Total
503	Black Hawk	1,092	221	336	97	3,283	50	1,232	6,311
508	Chicago	(7,791)	(6,096)	(1,288)	(3,706)	(27,554)	(1,067)	(9,406)	(56,908)
	Daley	612	1,625	185	537	5,050	98	1,572	9,679
	Kennedy-King	1,074	241	23	1,011	2,258	194	1,339	6,140
	Malcolm X	808	771	115	392	2,822	106	1,017	6,031
	Olive-Harvey	443	291	71	476	1,854	80	863	4,078
	Truman	1,318	1,735	90	204	6,328	184	1,495	11,354
	Washington	1,750	59	624	633	3,842	200	1,525	8,633
	Wilbur Wright	1,786	1,374	180	453	5,400	205	1,595	10,993
507	Danville	583	173	3	187	1,624	7	255	2,832
502	DuPage	2,864	1,497	2,380	28	14,637	728	3,634	25,768
509	Elgin	1,326	787	605	3	5,359	394	1,139	9,613
512	Harper	3,295	397	1,063	0	8,519	0	1,882	15,156
540	Heartland	1,133	0	195	0	2,450	0	1,049	4,827
519	Highland	463	9	107	8	1,443	1	18	2,049
514	Illinois Central	2,533	299	711	22	5,994	0	2,245	11,804
529	Illinois Eastern	(973)	(45)	(210)	(82)	(6,239)	(2)	(1,812)	(9,363)
	Frontier	99	19	1	73	974	2	934	2,102
	Lincoln Trail	196	3	17	1	1,007	0	221	1,445
	Olney Central	184	0	7	2	917	0	500	1,610
	Wabash Valley	494	23	185	6	3,341	0	157	4,206
513	Illinois Valley	798	138	180	137	2,139	0	711	4,103
525	Joliet	2,869	215	9	0	7,839	0	2,217	13,149
520	Kankakee	427	187	216	47	1,964	1	749	3,591
501	Kaskaskia	2,034	40	495	51	655	0	1,766	5,041
523	Kishwaukee	1,203	99	489	39	2,000	0	636	4,466
532	Lake County	2,115	1,423	1,221	71	7,861	498	2,821	16,010
517	Lake Land	1,506	0	437	44	4,301	0	889	7,177
536	Lewis & Clark	2,053	0	135	0	3,791	0	1,896	7,875
526	Lincoln Land	1,351	12	137	428	3,391	212	1,124	6,655
530	Logan	1,213	31	421	812	3,643	2	1,437	7,559
528	McHenry	965	114	56	0	3,190	45	904	5,274
524	Moraine Valley	2,253	1,172	1,082	47	4,943	284	6,078	15,859
527	Morton	715	345	148	11	3,728	0	110	5,057
535	Oakton	1,413	583	1,161	261	5,641	0	1,746	10,805
505	Parkland	1,969	524	992	63	4,252	337	1,270	9,407
515	Prairie State	996	0	153	340	4,018	0	0	5,507
521	Rend Lake	1,461	920	412	265	1,023	8	732	4,821
537	Richland	825	0	4	0	1,740	0	705	3,274
511	Rock Valley	1,840	0	383	0	4,654	0	1,046	7,923
518	Sandburg	392	263	61	0	1,977	0	0	2,693
506	Sauk Valley	672	77	56	30	1,185	85	595	2,700
531	Shawnee	234	0	3	49	620	0	1,270	2,176
510	South Suburban	535	347	500	170	3,208	384	1,116	6,260
533	Southeastern	483	6	14	104	1,364	0	635	2,606
522	Southwestern*	2,182	505	357	25	7,782	0	2,862	13,713
534	Spoon River	554	228	495	102	601	2	157	2,139
504	Triton	2,629	1,096	1	409	8,905	110	2,508	15,658
516	Waubensee	1,928	496	137	0	5,901	0	269	8,731
539	Wood	<u>858</u>	<u>0</u>	<u>173</u>	<u>10</u>	<u>1,289</u>	<u>5</u>	<u>82</u>	<u>2,417</u>
	TOTALS	60,526	18,345	16,826	7,648	180,707	4,222	59,003	347,277

* Formerly Belleville Area College

SOURCE OF DATA: Fall Enrollment (E1 Records) - reflects enrollments as of the fall term census date (end of registration). Will not reflect enrollments in courses that have a starting date later than the census date - particularly those in adult education.

Illinois Community College Board

Table I-9

SUMMARY OF OPENING FALL 2007 STUDENT HEADCOUNT ENROLLMENT
BY INSTRUCTIONAL PROGRAM AREA AND STUDENT LEVEL

FRESHMAN LEVEL

Dist. No.	District/College	General Associates	Bacc/ Transfer	Occupational	General Studies	Voc Skills	Adult Basic Ed	Adult Sec Ed	Eng as a Second Language	Total
503	Black Hawk	15	1,824	1,163	0	1	0	0	0	3,003
508	Chicago	(7,555)	(13,987)	(3,595)	(0)	(296)	(0)	(0)	(0)	(25,433)
	Daley	95	2,162	551	0	6	0	0	0	2,814
	Kennedy-King	125	1,840	1,351	0	5	0	0	0	3,321
	Malcolm X	263	1,882	143	0	250	0	0	0	2,538
	Olive-Harvey	239	1,155	125	0	7	0	0	0	1,526
	Truman	889	2,518	385	0	9	0	0	0	3,801
	Washington	2,560	2,764	754	0	6	0	0	0	6,084
	Wilbur Wright	3,384	1,666	286	0	13	0	0	0	5,349
507	Danville	180	778	555	0	64	0	0	0	1,577
502	DuPage	288	7,510	4,141	1,356	221	0	0	0	13,516
509	Elgin	309	2,999	1,338	0	13	0	0	0	4,659
512	Harper	1	4,824	2,608	0	0	0	0	0	7,433
540	Heartland	0	2,537	402	0	99	0	0	0	3,038
519	Highland	11	719	378	16	28	0	0	0	1,152
514	Illinois Central	1,262	3,168	1,364	61	4	0	0	0	5,859
529	Illinois Eastern	(445)	(1,201)	(2,224)	(0)	(594)	(0)	(0)	(0)	(4,464)
	Frontier	49	191	132	0	385	0	0	0	757
	Lincoln Trail	211	366	174	0	0	0	0	0	751
	Olney Central	99	385	198	0	13	0	0	0	695
	Wabash Valley	86	259	1,720	0	196	0	0	0	2,261
513	Illinois Valley	63	734	929	287	0	0	0	0	2,013
525	Joliet	359	4,303	2,747	1	178	0	0	0	7,588
520	Kankakee	69	764	931	15	67	0	0	0	1,846
501	Kaskaskia	313	383	450	0	0	0	0	0	1,146
523	Kishwaukee	0	2,523	479	12	30	0	0	0	3,044
532	Lake County	0	4,339	2,641	35	153	0	0	0	7,168
517	Lake Land	612	1,741	1,124	1	162	0	0	0	3,640
536	Lewis & Clark	437	1,907	778	0	0	0	0	0	3,122
526	Lincoln Land	406	1,872	819	3	165	0	0	0	3,265
530	Logan	0	2,505	1,259	0	1,012	0	0	0	4,776
528	McHenry	77	2,159	781	0	0	0	0	0	3,017
524	Moraine Valley	0	6,032	2,940	0	75	0	0	0	9,047
527	Morton	65	1,267	1,349	11	13	0	0	0	2,705
535	Oakton	0	4,392	2,254	0	0	0	0	0	6,646
505	Parkland	341	2,224	2,175	0	107	0	0	0	4,847
515	Prairie State	5	1,033	862	0	14	0	0	0	1,914
521	Rend Lake	0	401	723	0	31	0	0	0	1,155
537	Richland	110	1,078	566	91	27	0	0	0	1,872
511	Rock Valley	1	3,847	774	0	127	0	0	0	4,749
518	Sandburg	34	871	616	0	7	0	0	0	1,528
506	Sauk Valley	2	707	472	0	0	0	0	0	1,181
531	Shawnee	112	378	219	27	10	0	0	0	746
510	South Suburban	0	1,529	1,935	0	345	0	0	0	3,809
533	Southeastern	0	445	275	5	89	0	0	0	814
522	Southwestern*	0	3,492	3,246	9	0	0	0	0	6,747
534	Spoon River	236	723	131	0	32	0	0	0	1,122
504	Triton	2,190	2,460	2,184	0	225	0	0	0	7,059
516	Waubonsee	82	219	175	8	0	0	0	0	484
539	Wood	<u>0</u>	<u>868</u>	<u>371</u>	<u>19</u>	<u>0</u>	<u>0</u>	<u>0</u>	<u>0</u>	<u>1,258</u>
	TOTALS	15,580	94,743	51,973	1,957	4,189	0	0	0	168,442

* Formerly Belleville Area College

SOURCE OF DATA: Fall Enrollment (E1 Records) - reflects enrollments as of the fall term census date (end of registration).
Will not reflect enrollments in courses that have a starting date later than the census date - particularly those in adult education.

Illinois Community College Board

Table I-9

SUMMARY OF OPENING FALL 2007 STUDENT HEADCOUNT ENROLLMENT
BY INSTRUCTIONAL PROGRAM AREA AND STUDENT LEVEL

SOPHOMORE LEVEL

Dist. No.	District/College	General Associates	Bacc/ Transfer	Occupational	General Studies	Voc Skills	Adult Basic Ed	Adult Sec Ed	Eng as a Second Language	Total
503	Black Hawk	7	902	702	0	2	0	0	0	1,613
508	Chicago	(1,503)	(4,428)	(2,109)	(0)	(22)	(0)	(0)	(0)	(8,062)
	Daley	28	640	507	0	1	0	0	0	1,176
	Kennedy-King	30	525	329	0	1	0	0	0	885
	Malcolm X	72	583	323	0	9	0	0	0	987
	Olive-Harvey	25	472	242	0	4	0	0	0	743
	Truman	152	714	296	0	2	0	0	0	1,164
	Washington	356	942	179	0	2	0	0	0	1,479
	Wilbur Wright	840	552	233	0	3	0	0	0	1,628
507	Danville	11	210	178	0	19	0	0	0	418
502	DuPage	90	2,943	2,152	192	65	0	0	0	5,442
509	Elgin	102	941	484	0	1	0	0	0	1,528
512	Harper	0	2,134	1,495	0	0	0	0	0	3,629
540	Heartland	0	974	212	0	41	0	0	0	1,227
519	Highland	9	418	277	7	7	0	0	0	718
514	Illinois Central	735	1,672	1,371	20	6	0	0	0	3,804
529	Illinois Eastern	(129)	(852)	(1,150)	(0)	(330)	(0)	(0)	(0)	(2,461)
	Frontier	22	177	140	0	233	0	0	0	572
	Lincoln Trail	44	194	190	0	0	0	0	0	428
	Olney Central	25	252	209	0	6	0	0	0	492
	Wabash Valley	38	229	611	0	91	0	0	0	969
513	Illinois Valley	29	484	543	78	0	0	0	0	1,134
525	Joliet	147	1,791	1,893	0	13	0	0	0	3,844
520	Kankakee	17	306	409	3	13	0	0	0	748
501	Kaskaskia	143	267	337	0	0	0	0	0	747
523	Kishwaukee	0	405	239	0	1	0	0	0	645
532	Lake County	0	2,318	1,688	6	44	0	0	0	4,056
517	Lake Land	285	877	865	1	20	0	0	0	2,048
536	Lewis & Clark	263	992	723	0	0	0	0	0	1,978
526	Lincoln Land	206	934	570	0	9	0	0	0	1,719
530	Logan	0	1,247	876	0	99	0	0	0	2,222
528	McHenry	33	880	301	0	0	0	0	0	1,214
524	Moraine Valley	0	2,483	1,518	0	9	0	0	0	4,010
527	Morton	15	203	230	1	0	0	0	0	449
535	Oakton	0	1,588	739	0	0	0	0	0	2,327
505	Parkland	174	1,560	1,511	0	31	0	0	0	3,276
515	Prairie State	4	606	546	0	8	0	0	0	1,164
521	Rend Lake	0	304	435	0	6	0	0	0	745
537	Richland	23	504	393	37	4	0	0	0	961
511	Rock Valley	0	1,712	485	0	5	0	0	0	2,202
518	Sandburg	4	80	83	0	0	0	0	0	167
506	Sauk Valley	3	329	327	0	0	0	0	0	659
531	Shawnee	37	220	230	5	12	0	0	0	504
510	South Suburban	0	579	1,185	1	28	0	0	0	1,793
533	Southeastern	0	314	224	0	22	0	0	0	560
522	Southwestern*	4	2,048	1,930	3	0	0	0	0	3,985
534	Spoon River	56	223	109	0	5	0	0	0	393
504	Triton	529	1,227	1,172	0	9	0	0	0	2,937
516	Waubonsee	2	29	13	0	0	0	0	0	44
539	Wood	0	468	230	3	0	0	0	0	701
	TOTALS	4,560	40,452	29,934	357	831	0	0	0	76,134

* Formerly Belleville Area College

SOURCE OF DATA: Fall Enrollment (E1 Records) - reflects enrollments as of the fall term census date (end of registration).

Will not reflect enrollments in courses that have a starting date later than the census date - particularly those in adult education.

Illinois Community College Board

Table I-9

SUMMARY OF OPENING FALL 2007 STUDENT HEADCOUNT ENROLLMENT
BY INSTRUCTIONAL PROGRAM AREA AND STUDENT LEVEL

HIGH SCHOOL LEVEL

Dist. No.	District/College	General Associates	Bacc/ Transfer	Occupational	General Studies	Voc Skills	Adult Basic Ed	Adult Sec Ed	Eng as a Second Language	Total
503	Black Hawk	0	621	30	0	0	0	0	0	651
508	Chicago	(0)	(1)	(0)	(0)	(0)	(0)	(0)	(0)	(1)
	Daley	0	0	0	0	0	0	0	0	0
	Kennedy-King	0	0	0	0	0	0	0	0	0
	Malcolm X	0	0	0	0	0	0	0	0	0
	Olive-Harvey	0	0	0	0	0	0	0	0	0
	Truman	0	0	0	0	0	0	0	0	0
	Washington	0	1	0	0	0	0	0	0	1
	Wilbur Wright	0	0	0	0	0	0	0	0	0
507	Danville	11	98	320	0	4	0	0	0	433
502	DuPage	1	3	0	6	0	0	0	0	10
509	Elgin	14	154	166	0	1	0	0	0	335
512	Harper	0	140	250	0	0	0	0	0	390
540	Heartland	0	215	1	0	0	0	0	0	216
519	Highland	0	0	0	0	0	0	0	0	0
514	Illinois Central	42	808	8	1	0	0	0	0	859
529	Illinois Eastern	(1)	(836)	(116)	(0)	(115)	(0)	(0)	(0)	(1,068)
	Frontier	0	402	4	0	100	0	0	0	506
	Lincoln Trail	0	97	31	0	0	0	0	0	128
	Olney Central	1	125	81	0	13	0	0	0	220
	Wabash Valley	0	212	0	0	2	0	0	0	214
513	Illinois Valley	2	188	6	275	0	0	0	0	471
525	Joliet	215	0	0	0	0	0	0	0	215
520	Kankakee	2	66	15	2	0	0	0	0	85
501	Kaskaskia	3	555	811	0	0	0	0	0	1,369
523	Kishwaukee	0	83	46	1	0	0	0	0	130
532	Lake County	0	94	8	0	3	0	0	0	105
517	Lake Land	0	887	2	0	0	0	0	0	889
536	Lewis & Clark	2	2,401	5	0	0	0	0	0	2,408
526	Lincoln Land	86	822	204	0	163	0	0	0	1,275
530	Logan	0	216	25	0	2	0	0	0	243
528	McHenry	0	0	1	0	0	0	0	0	1
524	Moraine Valley	0	0	0	0	0	0	0	0	0
527	Morton	0	17	8	0	0	0	0	0	25
535	Oakton	0	48	12	0	0	0	0	0	60
505	Parkland	0	11	4	0	0	0	0	0	15
515	Prairie State	0	0	0	0	0	0	0	0	0
521	Rend Lake	0	0	0	0	0	0	0	0	0
537	Richland	1	264	11	1	0	0	0	0	277
511	Rock Valley	0	191	10	0	1	0	0	0	202
518	Sandburg	4	356	13	0	0	0	0	0	373
506	Sauk Valley	0	387	1	0	0	0	0	0	388
531	Shawnee	4	14	10	2	4	0	0	0	34
510	South Suburban	0	25	1	0	0	0	0	0	26
533	Southeastern	0	95	51	1	292	0	0	0	439
522	Southwestern*	0	399	424	1	0	0	0	0	824
534	Spoon River	1	176	66	0	0	0	0	0	243
504	Triton	1	1,120	4	0	4	0	0	0	1,129
516	Waubonsee	0	0	0	0	0	0	0	0	0
539	Wood	<u>0</u>	<u>126</u>	<u>1</u>	<u>0</u>	<u>0</u>	<u>0</u>	<u>0</u>	<u>0</u>	<u>127</u>
	TOTALS	390	11,417	2,630	290	589	0	0	0	15,316

* Formerly Belleville Area College

SOURCE OF DATA: Fall Enrollment (E1 Records) - reflects enrollments as of the fall term census date (end of registration).

Will not reflect enrollments in courses that have a starting date later than the census date - particularly those in adult education.

Illinois Community College Board

Table I-9

SUMMARY OF OPENING FALL 2007 STUDENT HEADCOUNT ENROLLMENT
BY INSTRUCTIONAL PROGRAM AREA AND STUDENT LEVEL

UNCLASSIFIED LEVEL

Dist. No.	District/College	General Associates	Bacc/ Transfer	Occup- tional	General Studies	Voc Skills	Adult Basic Ed	Adult Sec Ed	Eng as a Second Language	Total
503	Black Hawk	1	271	199	0	252	86	37	198	1,044
508	Chicago	(403)	(627)	(878)	(17)	(304)	(5,101)	(1,696)	(14,386)	(23,412)
	Daley	18	187	56	14	57	805	258	4,294	5,689
	Kennedy-King	3	40	35	3	50	1,392	55	356	1,934
	Malcolm X	6	43	9	0	16	652	511	1,269	2,506
	Olive-Harvey	4	38	46	0	24	1,078	161	458	1,809
	Truman	41	85	33	0	42	383	483	5,322	6,389
	Washington	115	134	616	0	23	138	31	12	1,069
	Wilbur Wright	216	100	83	0	92	653	197	2,675	4,016
507	Danville	11	82	71	0	129	57	36	18	404
502	DuPage	27	992	1,585	893	396	128	152	2,627	6,800
509	Elgin	40	703	535	0	7	132	190	1,484	3,091
512	Harper	0	814	960	0	117	173	104	1,536	3,704
540	Heartland	0	205	65	0	18	5	0	53	346
519	Highland	0	59	57	29	34	0	0	0	179
514	Illinois Central	178	355	475	87	5	104	60	18	1,282
529	Illinois Eastern	(27)	(268)	(608)	(0)	(221)	(121)	(74)	(51)	(1,370)
	Frontier	0	40	33	0	108	55	28	3	267
	Lincoln Trail	6	94	15	0	0	9	13	1	138
	Olney Central	11	61	44	0	8	57	22	0	203
	Wabash Valley	10	73	516	0	105	0	11	47	762
513	Illinois Valley	24	122	191	60	0	32	42	14	485
525	Joliet	51	194	164	114	20	177	77	705	1,502
520	Kankakee	8	307	405	21	114	49	7	1	912
501	Kaskaskia	120	664	874	10	98	13	0	0	1,779
523	Kishwaukee	0	243	133	8	10	58	46	149	647
532	Lake County	0	758	1,125	28	201	152	511	1,906	4,681
517	Lake Land	62	224	158	7	132	9	0	8	600
536	Lewis & Clark	13	54	32	0	0	147	95	26	367
526	Lincoln Land	42	168	97	5	35	13	20	16	396
530	Logan	0	125	111	0	63	1	18	0	318
528	McHenry	12	601	406	0	0	8	13	2	1,042
524	Moraine Valley	0	658	604	0	35	163	224	1,118	2,802
527	Morton	6	91	147	4	4	148	43	1,435	1,878
535	Oakton	0	396	279	0	716	84	89	208	1,772
505	Parkland	109	491	437	0	35	49	25	123	1,269
515	Prairie State	12	722	796	0	169	287	79	364	2,429
521	Rend Lake	0	2,180	70	0	564	2	103	2	2,921
537	Richland	2	73	67	12	3	1	3	3	164
511	Rock Valley	0	379	140	0	8	13	11	219	770
518	Sandburg	14	269	213	0	12	52	57	8	625
506	Sauk Valley	0	221	59	0	191	1	0	0	472
531	Shawnee	45	210	175	85	277	41	57	2	892
510	South Suburban	0	179	296	0	156	0	1	0	632
533	Southeastern	0	219	121	16	388	38	11	0	793
522	Southwestern*	0	826	674	3	0	353	155	146	2,157
534	Spoon River	35	102	22	0	66	99	41	16	381
504	Triton	53	335	291	0	704	357	275	2,518	4,533
516	Waubensee	502	3,141	2,660	293	34	165	143	1,265	8,203
539	Wood	<u>0</u>	<u>185</u>	<u>133</u>	<u>13</u>	<u>0</u>	<u>0</u>	<u>0</u>	<u>0</u>	<u>331</u>
	TOTALS	1,797	18,513	16,313	1,705	5,518	8,419	4,495	30,625	87,385

* Formerly Belleville Area College

SOURCE OF DATA: Fall Enrollment (E1 Records) - reflects enrollments as of the fall term census date (end of registration).

Will not reflect enrollments in courses that have a starting date later than the census date - particularly those in adult education.

Illinois Community College Board

Table I-10

SUMMARY OF OPENING FALL TERM STUDENT HEADCOUNT ENROLLMENT
FALL 1998 THROUGH FALL 2007

Dist No.	District/College	Fall 1998	Fall 1999	Fall 2000	Fall 2001	Fall 2002	Fall 2003	Fall 2004	Fall 2005	Fall 2006	Fall 2007
503	Black Hawk	6,536	6,473	6,118	6,248	6,350	6,266	6,600	6,407	6,151	6,311
508	Chicago	(69,389)	(66,797)	(66,396)	(66,109)	(66,720)	(67,383)	(63,811)	(58,649)	(57,603)	(56,908)
	Daley	9,834	9,800	9,532	10,068	10,654	11,203	10,817	9,977	10,105	9,679
	Kennedy-King	7,117	6,681	6,029	5,371	5,862	6,097	5,813	5,274	5,179	6,140
	Malcolm X	8,791	8,561	8,638	8,519	8,329	8,026	7,813	7,149	6,442	6,031
	Olive-Harvey	7,693	7,778	6,569	6,388	6,253	6,116	5,672	4,996	4,285	4,078
	Truman	15,048	14,147	15,466	15,584	15,280	15,415	14,001	12,518	12,229	11,354
	Washington	8,434	8,270	8,147	7,946	8,193	8,212	7,987	7,613	8,302	8,633
	Wilbur Wright	12,472	11,560	12,015	12,233	12,149	12,314	11,708	11,122	11,061	10,993
507	Danville	2,586	2,461	2,505	2,585	2,589	2,760	2,638	2,728	3,500	2,832
502	DuPage	28,968	29,032	28,862	29,423	30,235	30,378	29,854	27,117	26,032	25,768
509	Elgin	9,549	9,513	10,171	9,636	10,148	10,573	10,851	10,449	10,072	9,613
512	Harper	14,986	14,817	15,021	14,514	14,482	14,991	15,265	15,026	15,053	15,156
540	Heartland	3,637	3,932	4,205	4,558	4,566	4,672	4,647	4,736	4,764	4,827
519	Highland	2,504	2,493	2,595	2,541	2,514	2,462	2,500	2,406	2,136	2,049
514	Illinois Central	11,486	11,145	11,053	11,083	11,468	11,567	12,046	12,402	12,145	11,804
529	Illinois Eastern	(7,010)	(7,334)	(7,867)	(7,273)	(8,653)	(9,069)	(10,317)	(8,552)	(10,534)	(9,363)
	Frontier	1,652	1,819	1,519	1,913	2,177	1,907	1,960	2,164	2,453	2,102
	Lincoln Trail	1,279	1,303	1,279	1,100	1,355	1,357	1,496	1,532	1,504	1,445
	Olney Central	1,381	1,417	1,648	1,617	1,631	1,707	1,670	1,701	1,737	1,610
	Wabash Valley	2,698	2,795	3,421	2,643	3,490	4,098	5,191	3,155	4,840	4,206
513	Illinois Valley	3,678	4,135	3,794	3,673	3,873	4,105	4,078	4,027	3,939	4,103
525	Joliet	11,137	10,858	11,334	12,089	12,904	13,245	12,751	13,022	12,924	13,149
520	Kankakee	3,685	3,643	3,120	3,164	3,475	3,593	3,513	3,369	3,353	3,591
501	Kaskaskia	2,993	2,857	2,676	3,097	3,722	4,636	4,601	4,764	5,070	5,041
523	Kishwaukee	3,164	3,612	3,663	3,883	3,950	4,076	4,192	4,348	4,675	4,466
532	Lake County	13,733	13,880	14,441	12,917	15,457	15,822	15,868	15,745	15,558	16,010
517	Lake Land	5,388	5,606	5,925	6,102	6,473	7,256	7,196	7,181	7,431	7,177
536	Lewis & Clark	5,992	6,104	6,629	6,985	7,121	7,352	7,446	7,512	7,781	7,875
526	Lincoln Land	7,112	6,993	6,789	6,883	7,120	7,115	6,942	6,847	6,532	6,655
530	Logan	6,163	6,241	7,675	6,546	6,322	6,461	7,281	7,431	7,364	7,559
528	Mc Henry	5,050	5,108	5,086	5,747	5,501	5,940	5,331	5,444	5,414	5,274
541	Metropolitan*	776	---	---	---	---	---	---	---	---	---
524	Moraine Valley	13,417	14,414	12,972	14,033	14,480	15,780	16,077	15,929	15,693	15,859
527	Morton	4,223	4,348	4,465	4,328	4,933	4,809	4,436	4,744	5,049	5,057
535	Oakton	10,881	10,928	11,551	10,792	11,421	11,910	11,212	11,040	10,597	10,805
505	Parkland	7,937	8,143	8,026	8,482	9,539	9,245	9,536	9,752	9,336	9,407
515	Prairie State	5,275	5,188	4,795	4,428	5,001	5,544	5,342	5,083	5,294	5,507
521	Rend Lake	3,653	3,182	2,739	2,944	3,132	3,446	3,420	4,913	4,837	4,821
537	Richland	3,267	3,090	3,243	3,260	3,568	3,342	3,112	3,034	3,152	3,274
511	Rock Valley	8,254	6,352	7,699	8,542	9,016	9,298	9,475	8,145	8,011	7,923
518	Carl Sandburg	2,906	2,739	3,220	3,341	3,441	3,554	3,575	3,260	2,930	2,693
506	Sauk Valley	2,452	2,573	2,386	2,688	2,588	2,579	2,623	2,745	2,609	2,700
531	Shawnee	1,700	1,865	1,880	1,887	2,058	2,083	2,077	1,975	2,056	2,176
510	South Suburban	7,390	7,254	6,751	6,452	6,997	7,649	7,535	7,072	7,160	6,260
533	Southeastern	2,443	2,663	2,508	2,704	2,704	3,014	3,578	2,949	3,023	2,606
522	Southwestern**	12,288	13,757	13,351	13,307	13,633	15,113	14,376	14,479	13,601	13,713
534	Spoon River	1,813	1,861	1,894	1,909	2,089	2,161	2,412	2,333	2,032	2,139
504	Triton	17,815	18,697	16,927	14,848	14,864	15,023	15,597	15,845	15,738	15,658
516	Waubonsee	7,021	7,276	7,602	7,890	8,290	8,373	8,682	8,834	8,843	8,731
539	John Wood	<u>2,265</u>	<u>2,309</u>	<u>2,167</u>	<u>2,111</u>	<u>2,308</u>	<u>2,374</u>	<u>2,411</u>	<u>2,530</u>	<u>2,516</u>	<u>2,417</u>
	TOTALS	340,522	339,673	340,101	339,002	353,705	365,019	363,204	352,824	350,508	347,277

*Formerly State Community College

**Formerly Belleville Area College

SOURCE OF DATA: Fall Enrollment (E1 Records) - reflects enrollment as of the fall term census date (end of registration). Will not reflect enrollments in courses that have a starting date later than the census date - particularly those in adult education.

Illinois Community College Board

Table I-11

SUMMARY OF OPENING FALL TERM STUDENT FTE ENROLLMENT
FALL 1998 THROUGH FALL 2007

Dist No.	District/College	1998 FTE	1999 FTE	2000 FTE	2001 FTE	2002 FTE	2003 FTE	2004 FTE	2005 FTE	2006 FTE	2007 FTE
503	Black Hawk	4,015	3,980	3,810	3,880	4,081	4,044	4,175	3,975	3,932	3,905
508	Chicago	(40,110)	(37,605)	(36,766)	(37,005)	(37,776)	(39,173)	(37,311)	(34,572)	(34,421)	(34,131)
	Daley	5,979	5,856	5,617	5,989	6,277	6,639	6,653	6,134	6,253	5,986
	Kennedy-King	4,774	4,421	4,095	3,861	4,184	4,214	3,724	3,347	3,315	3,791
	Malcolm X	6,780	6,625	6,808	6,170	5,872	5,725	5,126	4,553	4,184	3,867
	Olive-Harvey	5,284	4,505	4,019	4,249	4,357	4,504	3,760	3,463	2,832	2,750
	Truman	6,153	5,742	5,699	5,923	6,021	6,798	6,925	6,366	6,533	6,210
	Washington	4,403	4,252	4,228	4,334	4,527	4,651	4,628	4,430	5,097	5,256
	Wilbur Wright	6,736	6,206	6,299	6,479	6,539	6,642	6,495	6,279	6,208	6,272
507	Danville	1,633	1,521	1,527	1,616	1,630	1,724	1,638	1,653	1,813	1,672
502	DuPage	15,324	15,657	15,588	16,318 #	17,024	17,661	17,676	14,645	14,431	14,601
509	Elgin	4,588	4,538	4,732	4,578	4,918	5,347	5,571	5,431	5,269	5,195
512	Harper	7,797	7,751	7,713	7,474	7,856	8,209	8,582	8,727	8,793	9,015
540	Heartland	2,000	2,163	2,370	2,609	2,675	2,780	2,780	2,814	2,813	3,006
519	Highland	1,332	1,445	1,484	1,427	1,428	1,539	1,564	1,493	1,390	1,391
514	Illinois Central	6,301	6,139	6,091	6,221	6,537	6,827	7,042	7,152	7,123	6,829
529	Illinois Eastern	(3,400)	(3,485)	(3,583)	(3,348)	(3,686)	(3,686)	(3,715)	(3,701)	(3,980)	(3,889)
	Frontier	485	519	457	523	626	550	593	591	658	662
	Lincoln Trail	816	795	868	781	774	773	749	847	895	856
	Oney Central	1,057	996	1,109	1,024	1,039	1,112	1,103	1,055	1,106	1,041
	Wabash Valley	1,043	1,174	1,149	1,020	1,247	1,250	1,271	1,208	1,321	1,330
513	Illinois Valley	2,183	2,334	2,189	2,172	2,284	2,514	2,501	2,511	2,409	2,490
525	Joliet	5,854	5,839	5,849	6,391	6,944	7,061	7,221	7,503	7,592	7,879
520	Kankakee	1,932	1,868	1,664	1,683	1,789	1,931	1,944	1,957	1,976	2,037
501	Kaskaskia	2,022	1,929	1,902	2,032	2,405	2,907	2,748	2,715	2,828	2,767
523	Kishwaukee	1,933	2,165	2,200	2,326	2,384	2,510	2,569	2,657	2,789	2,736
532	Lake County	6,064	6,081	6,354	6,171	7,186	7,768	7,984	8,184	8,203	8,560
517	Lake Land	3,467	3,590	3,641	3,819	4,149	4,504	4,446	4,283	4,513	4,325
536	Lewis & Clark	2,968	2,880	2,908	3,006	3,282	3,495	3,587	3,611	3,803	4,004
526	Lincoln Land	3,898	3,928	3,570	3,894	4,026	4,267	4,133	4,076	3,960	4,012
530	Logan	3,389	3,429	3,356	3,406	3,346	3,389	3,719	3,671	3,381	3,564
528	Mc Henry	2,519	2,581	2,587	2,759	2,941	3,151	3,075	3,123	3,197	3,161
541	Metropolitan*	481	---	---	---	---	---	---	---	---	---
524	Moraine Valley	7,596	7,665	7,293	7,827	8,286	9,144	9,515	9,532	9,447	9,678
527	Morton	1,819	1,833	1,838	1,931	2,195	2,225	2,138	2,393	2,417	2,389
535	Oakton	4,971	5,100	5,365	5,261	5,385	5,587	5,563	5,564	5,555	5,626
505	Parkland	4,967	4,973	4,986	5,245	5,846	5,979	5,993	5,977	5,801	5,773
515	Prairie State	2,681	2,612	2,466	2,373	2,734	2,905	2,919	2,809	2,911	3,027
521	Rend Lake	1,880	1,830	1,787	1,895	1,988	2,158	2,139	2,290	2,270	2,443
537	Richland	1,750	1,656	1,764	1,796	2,087	1,915	1,751	1,710	1,740	1,822
511	Rock Valley	4,093	3,220	3,961	4,507	4,929	5,065	5,314	4,913	4,801	4,883
518	Carl Sandburg	1,576	1,541	1,661	1,781	1,999	1,990	2,093	2,011	1,834	1,656
506	Sauk Valley	1,366	1,442	1,366	1,565	1,533	1,551	1,577	1,637	1,522	1,541
531	Shawnee	1,024	1,236	1,182	1,258	1,371	1,388	1,235	1,235	1,186	1,251
510	South Suburban	3,644	3,572	3,446	3,386	3,799	4,159	4,260	3,949	4,040	3,504
533	Southeastern	1,496	1,613	1,580	1,532	1,493	1,540	1,504	1,476	1,447	1,396
522	Southwestern**	6,378	6,976	6,939	7,072	7,252	7,950	7,821	7,939	7,759	7,697
534	Spoon River	1,093	1,115	1,118	1,158	1,264	1,307	1,414	1,360	1,166	1,247
504	Triton	8,126	7,860	7,568	7,383	7,690	7,775	8,055	8,190	8,234	8,164
516	Waubonsee	3,007	3,205	3,402	3,601	3,861	4,032	4,235	4,334	4,501	4,634
539	John Wood	<u>1,368</u>	<u>1,365</u>	<u>1,303</u>	<u>1,319</u>	<u>1,423</u>	<u>1,545</u>	<u>1,584</u>	<u>1,597</u>	<u>1,621</u>	<u>1,575</u>
TOTALS		182,042	179,722	178,908	166,706 #	193,485	202,699	203,091	197,367	196,868	197,473

*Formerly State Community College

**Formerly Belleville Area College

Revised 10/8/02

SOURCE OF DATA: Fall Enrollment (E1 Records) - reflects enrollment as of the fall term census date (end of registration). Will not reflect enrollments in courses that have a starting date later than the census date - particularly those in adult education.

Section II

FACULTY AND STAFF DATA

The tables in this section present data regarding faculty and staff employed by the public community colleges of Illinois. The salary and staff data were collected in fall 2007 and reflect averages for fiscal year 2008. Employee groups exclude those persons who are employed predominantly to provide services at a correctional facility.

Descriptions of the employee groups used in this section are provided below. These categories correspond with *Fiscal Management Manual* salaries expenditures codes.

- Faculty are individuals who spend more than one-half of their workload in the activity of teaching and providing instruction to students.
- Administrative Staff are line officers of the college who manage, conduct, and administer programs, staff, and operations of the board of trustees.
- Classified Staff include clerical and custodial/maintenance staff. Clerical personnel engage in the process of keeping records and processing information upon the request and direction of college professional staff. Custodial/maintenance staff engage in housekeeping and the maintenance or repair of college facilities and equipment.
- Other (nonteaching) Professional Staff include professional/technical, academic support, and supervisory staff. Professional/technical staff have specialized skills but do not directly support the process of teaching. Academic support staff exercise professional judgement and discretion and directly support the teaching and learning process. Supervisory staff have the duty, responsibility, or authority to recommend the employment, transfer, suspension, dismissal, promotion, assignment, reward, or discipline of other staff individuals both full- and part-time.

Figure 2 shows the headcount distribution of community college employees statewide by employee group: faculty (52.82 percent), other nonteaching professionals (16.53 percent), classified (26.63 percent), and administrators (4.01 percent).

Table II-1 lists the number of instructional teaching faculty by sex and employment status employed during fall 2007. Of the 10,653 teaching faculty employed in fall 2007, 4,663 were full-time faculty.

Table II-2 shows the total number of administrative staff by sex and employment status.

Table II-3 lists the number of full-time and part-time nonteaching professional staff by sex and employment status employed in each community college. Table II-4 provides the same information for classified or civil service type staff.

The average contractual base salaries paid to full-time teaching faculty, full-time administrative staff, and full-time nonteaching professionals are shown in Table II-5.

Table II-6 identifies the average class size for on-campus lecture/discussion classes and laboratory classes during fiscal year 2007. Table II-7 shows a percent distribution of on-campus classes by size for each community college during fiscal year 2007. Table II-8 identifies the average class size for on-campus lecture/discussion classes and laboratory classes during fiscal year 2007. Table 9 shows a percentage of on-campus classes by size for each community college during fiscal year 2007.

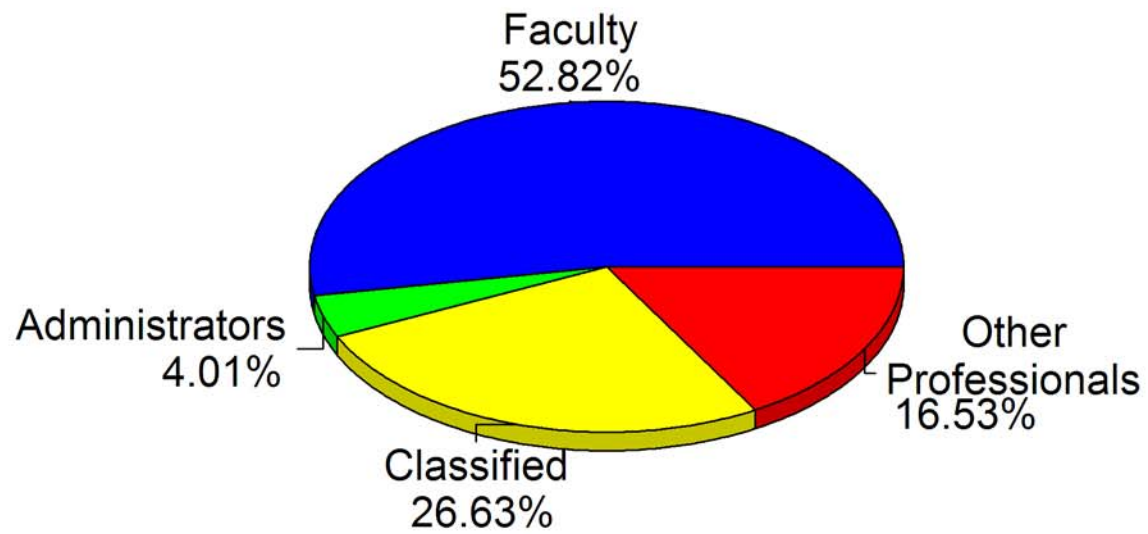


Figure 2. Fall 2006 State Headcount Distribution of Employees by Employee Group

Illinois Community College Board

Table II-1

SUMMARY OF INSTRUCTIONAL TEACHING FACULTY (9 AND 12 MOS.) EMPLOYED IN ILLINOIS PUBLIC COMMUNITY COLLEGES BY GENDER AND EMPLOYMENT STATUS DURING FALL 2007

Dist. No.	District/College	Full-Time		Part-Time		Total	Grand Total	Grand Total
		Male	Female	FTE	Male	Female	FTE	Headcount
503	Black Hawk	68	72	140	85	101	326	241
508	Chicago	(290)	(303)	(593)	(692)	(780)	(2,065)	(1,760)
	Daley	36	27	63	102	116	281	249
	Kennedy-King	37	35	72	52	89	213	184
	Malcolm X	36	39	75	80	85	240	217
	Olive-Harvey	25	33	58	58	58	174	155
	Truman	46	49	95	112	164	371	341
	Washington	56	63	119	143	123	385	281
	Wilbur Wright	54	57	111	145	145	401	333
507	Danville	26	23	49	37	67	153	121
502	DuPage	132	157	289	412	496	1,197	964
509	Elgin	54	65	119	167	198	484	270
512	Harper	78	113	191	326	336	853	452
540	Heartland	34	44	78	86	114	278	163
519	Highland	31	14	45	69	123	237	97
514	Illinois Central	97	91	188	221	243	652	344
529	Illinois Eastern	(63)	(49)	(112)	(76)	(149)	(337)	(216)
	Frontier	3	3	6	30	62	98	36
	Lincoln Trail	11	11	22	10	28	60	45
	Olney Central	19	27	46	16	39	101	79
	Wabash Valley	30	8	38	20	20	78	56
513	Illinois Valley	36	47	83	51	59	193	126
525	Joliet	105	99	204	233	255	692	348
520	Kankakee	27	31	58	73	74	205	100
501	Kaskaskia	37	32	69	76	94	239	125
523	Kishwaukee	35	37	72	83	82	237	154
532	Lake County	90	101	191	308	336	835	446
517	Lake Land	51	59	110	179	209	498	498
536	Lewis & Clark	48	52	100	88	131	319	219
526	Lincoln Land	61	64	125	127	108	360	221
530	Logan	47	56	103	100	110	313	195
528	McHenry	47	43	90	99	106	295	162
524	Moraine Valley	72	98	170	286	321	777	382
527	Morton	25	29	54	79	95	228	106
535	Oakton	56	82	138	241	227	606	326
505	Parkland	86	83	169	157	191	517	311
515	Prairie State	37	42	79	121	146	346	142
521	Rend Lake	29	36	65	60	66	191	115
537	Richland	32	42	74	55	70	199	116
511	Rock Valley	75	70	145	88	54	287	195
518	Sandburg	23	38	61	51	78	190	113
506	Sauk Valley	29	18	47	40	53	140	77
531	Shawnee	13	29	42	80	116	238	165
510	South Suburban	47	61	108	90	116	314	149
533	Southeastern	28	19	47	52	84	183	115
522	Southwestern*	69	75	144	341	279	764	364
534	Spoon River	20	22	42	33	47	122	79
504	Triton	55	68	123	289	232	644	301
516	Waubonsee	43	53	96	211	294	601	269
539	Wood	<u>19</u>	<u>31</u>	<u>50</u>	<u>75</u>	<u>75</u>	<u>200</u>	<u>106</u>
	TOTALS	2,215	2,448	4,663	5,937	6,715	17,315	10,653

*Formerly Belleville Area College

SOURCE OF DATA: Salary Submission (C1 & C2)

Illinois Community College Board

Table II-2

SUMMARY OF ADMINISTRATIVE STAFF EMPLOYED IN
ILLINOIS PUBLIC COMMUNITY COLLEGES BY GENDER AND EMPLOYMENT STATUS DURING FALL 2007

Dist. No.	District/College	Full-Time		Part-Time		Total	Total	Grand	Grand
		Male	Female	FTE	Male	Female	FTE	Headcount	Total FTE
503	Black Hawk	3	3	6	1	0	0	7	6
508	Chicago**	(48)	(60)	(108)	(0)	(0)	(0)	(108)	(108)
	Daley	5	6	11	0	0	0	11	11
	Kennedy-King	7	8	15	0	0	0	15	15
	Malcolm X	4	5	9	0	0	0	9	9
	Olive-Harvey	6	6	12	0	0	0	12	12
	Truman	5	6	11	0	0	0	11	11
	Washington	6	6	12	0	0	0	12	12
	Wright	3	10	13	0	0	0	13	13
	District Office	12	13	25	0	0	0	25	25
507	Danville	13	22	35	1	0	1	36	36
502	DuPage	26	21	47	0	0	0	47	47
509	Elgin	12	20	32	0	0	0	32	32
512	Harper	18	29	47	0	0	0	47	47
540	Heartland	18	23	41	0	0	0	41	41
519	Highland	9	12	21	0	0	0	21	21
514	Illinois Central	15	12	27	0	0	0	27	27
529	Illinois Eastern**	(10)	(20)	(30)	(0)	(0)	(0)	(30)	(30)
	Frontier	2	3	5	0	0	0	5	5
	Lincoln Trail	0	4	4	0	0	0	4	4
	Olney	2	4	6	0	0	0	6	6
	Wabash	2	4	6	0	0	0	6	6
	District Office	4	5	9	0	0	0	9	9
513	Illinois Valley	8	11	19	0	0	0	19	19
525	Joliet	26	32	58	2	6	4	66	62
520	Kankakee	27	42	69	1	4	3	74	72
501	Kaskaskia	12	16	28	0	0	0	28	28
523	Kishwaukee	10	8	18	0	0	0	18	18
532	Lake County	20	34	54	0	0	0	54	54
517	Lake Land	10	10	20	0	0	0	20	20
536	Lewis & Clark	19	31	50	0	0	0	50	50
526	Lincoln Land	20	36	56	1	0	1	57	57
530	Logan	17	24	41	0	0	0	41	41
528	McHenry	16	22	38	0	0	0	38	38
524	Moraine Valley	10	15	25	0	0	0	25	25
527	Morton	8	7	15	0	0	0	15	15
535	Oakton	14	17	31	0	0	0	31	31
505	Parkland	20	21	41	0	0	0	41	41
515	Prairie State	10	19	29	0	0	0	29	29
521	Rend Lake	9	11	20	0	0	0	20	20
537	Richland	11	25	36	0	0	0	36	36
511	Rock Valley	17	16	33	0	0	0	33	33
518	Sandburg	9	13	22	0	0	0	22	22
506	Sauk Valley	9	6	15	0	0	0	15	15
531	Shawnee	8	9	17	0	0	0	17	17
510	South Suburban	14	11	25	0	0	0	25	25
533	Southeastern	13	12	25	0	0	0	25	25
522	Southwestern*	10	12	22	2	4	4	28	26
534	Spoon River	6	14	20	0	0	0	20	20
504	Triton	16	16	32	0	0	0	32	32
516	Waubonsee	10	18	28	0	0	0	28	28
539	Wood	<u>14</u>	<u>12</u>	<u>26</u>	<u>0</u>	<u>0</u>	<u>0</u>	<u>26</u>	<u>26</u>
	TOTALS	565	742	1,307	8	14	12	1,329	1,319

**Includes District Office Employees

*Formerly Belleville Area College

SOURCE OF DATA: Salary Submission (C1 & C2)

Illinois Community College Board

Table II-3

SUMMARY OF OTHER NONTEACHING PROFESSIONAL* STAFF (9 AND 12 MONTH) EMPLOYED IN ILLINOIS PUBLIC COMMUNITY COLLEGES BY GENDER AND EMPLOYMENT STATUS DURING FALL 2007 (FY 2008)

Dist. No.	District/College	Full-Time		Total Full-Time	Part-Time		Total Part-Time	Grand Total	Grand Total
		Male	Female	FTE	Male	Female	FTE	Headcount	FTE
503	Black Hawk	57	100	157	1	1	0	159	157
508	Chicago	(192)	(293)	(485)	(258)	(328)	(410)	(1,071)	(895)
	Daley	16	19	35	18	47	46	100	81
	Kennedy-King	27	36	63	48	47	67	158	130
	Malcolm X	19	37	56	35	44	54	135	110
	Olive-Harvey	16	41	57	18	36	38	111	95
	Truman	27	37	64	50	45	68	159	132
	Washington	21	32	53	57	59	80	169	133
	Wright	19	28	47	24	44	48	115	95
	District Office	47	63	110	8	6	10	124	120
507	Danville	10	22	32	0	0	0	32	32
502	DuPage	127	170	297	0	0	0	297	297
509	Elgin	52	96	148	36	60	48	244	196
512	Harper	86	99	185	3	19	15	207	200
540	Heartland	15	50	65	2	8	6	75	71
519	Highland	12	22	34	0	3	2	37	36
514	Illinois Central	47	94	141	16	63	36	220	177
529	Illinois Eastern	(28)	(77)	(105)	(5)	(0)	(0)	(110)	(105)
	Frontier	4	9	13	4	0	2 *	17	15
	Lincoln Trail	5	10	15	0	0	0	15	15
	Olney	4	17	21	0	0	0	21	21
	Wabash	6	11	17	1	0	0	18	17
	District Office	9	30	39	0	0	0	39	39
513	Illinois Valley	30	38	68	8	7	6	83	74
525	Joliet	17	9	26	46	54	44	126	70
520	Kankakee	10	25	35	7	7	7	49	42
501	Kaskaskia	16	31	47	14	32	31	93	78
523	Kishwaukee	14	31	45	0	0	0	45	45
532	Lake County	50	98	148	5	19	12	172	160
517	Lake Land	36	56	92	23	28	51	143	143
536	Lewis & Clark	22	52	74	6	16	0 *	96	74
526	Lincoln Land	37	60	97	2	16	10	115	107
530	Logan	34	53	87	2	7	4	96	91
528	McHenry	36	83	119	1	4	31	124	150
524	Moraine Valley	51	96	147	0	0	0	147	147
527	Morton	14	23	37	0	0	0	37	37
535	Oakton	34	68	102	6	14	34	122	136
505	Parkland	50	79	129	46	47	8	222	137
515	Prairie State	19	53	72	17	6	10	95	82
521	Rend Lake	15	46	61	7	15	0 *	83	61
537	Richland	7	18	25	6	1	3	32	28
511	Rock Valley	49	61	110	3	6	4	119	114
518	Sandburg	24	49	73	3	10	0	86	73
506	Sauk Valley	10	17	27	13	14	9	54	36
531	Shawnee	13	21	34	0	0	0	34	34
510	South Suburban	46	39	85	2	2	2	89	87
533	Southeastern	3	26	29	7	6	7	42	36
522	Southwestern**	33	69	102	70	107	100	279	202
534	Spoon River	11	30	41	0	7	50 *	48	91
504	Triton	32	42	74	8	12	15	94	89
516	Waubonsee	43	89	132	75	114	49	321	181
539	Wood	<u>11</u>	<u>21</u>	<u>32</u>	<u>1</u>	<u>1</u>	<u>2</u>	<u>34</u>	<u>34</u>
	TOTALS	1,393	2,406	3,799	699	1,034	1,009	5,532	4,808

*Other nonteaching professional staff include professional/technical, academic support, and supervisory staff.

**Formerly Belleville Area College

SOURCE OF DATA: Salary Submission (C1 & C2)

Illinois Community College Board

Table II-4

SUMMARY OF CIVIL SERVICE OR CLASSIFIED STAFF EMPLOYED IN
ILLINOIS PUBLIC COMMUNITY COLLEGES BY SEX AND EMPLOYMENT STATUS DURING FALL 2007 (FY 2008)

Dist. No.	District/College	Total					Total		Grand	Grand
		Full-Time Male	Full-Time Female	Full-Time FTE	Part-Time Male	Part-Time Female	Part-Time FTE	Headcount	Total FTE	
503	Black Hawk	21	63	84	39	41	22	164	106	
508	Chicago	(462)	(875)	(1,337)	(597)	(394)	(609)	(2,328)	(1,946)	
	Daley	43	57	100	87	38	74	225	174	
	Kennedy-King	29	44	73	125	84	126	282	199	
	Malcolm X	26	55	81	53	51	62	185	143	
	Olive-Harvey	36	62	98	63	47	65	208	163	
	Truman	26	76	102	85	58	92	245	194	
	Washington	43	74	117	65	33	59	215	176	
	Wright	247	470	717	75	45	75	837	792	
	District Office	12	37	49	44	38	56	131	105	
507	Danville	18	35	53	1	4	4	58	57	
502	DuPage	89	166	255	207	580	341	1,042	596	
509	Elgin	31	79	110	31	82	57	223	167	
512	Harper	93	134	227	6	44	32	277	259	
540	Heartland	5	32	37	0	7	4	44	41	
519	Highland	19	25	44	16	17	15	77	59	
514	Illinois Central	55	132	187	47	104	89	338	276	
529	Illinois Eastern	(15)	(59)	(74)	(32)	(60)	(46)	(166)	(120)	
	Frontier	3	10	13	3	6	3	22	16	
	Lincoln Trail	5	8	13	4	16	9	33	22	
	Olney	4	11	15	9	27	21	51	36	
	Wabash	3	14	17	16	11	13	44	30	
	District Office	0	16	16	0	0	0	16	16	
513	Illinois Valley	11	43	54	14	30	17	98	71	
525	Joliet	41	67	108	51	162	80	321	188	
520	Kankakee	11	46	57	26	40	33	123	90	
501	Kaskaskia	15	30	45	36	59	64	140	109	
523	Kishwaukee	19	44	63	5	15	10	83	73	
532	Lake County	76	95	171	1	21	13	193	184	
517	Lake Land	19	56	75	49	97	146	221	221	
536	Lewis & Clark	21	53	74	7	15	0	96	74	
526	Lincoln Land	41	65	106	8	11	10	125	116	
530	Logan	46	83	129	7	16	12	152	141	
528	McHenry	17	34	51	17	77	59	145	110	
524	Moraine Valley	47	123	170	4	70	26	244	196	
527	Morton	15	30	45	20	38	0	103	45	
535	Oakton	49	55	104	35	58	55	197	159	
505	Parkland	44	64	108	1	1	2	110	110	
515	Prairie State	21	42	63	14	36	25	113	88	
521	Rend Lake	23	31	54	40	14	0	108	54	
537	Richland	8	46	54	7	16	11	77	65	
511	Rock Valley	38	85	123	3	18	10	144	133	
518	Sandburg	25	30	55	1	6	0	62	55	
506	Sauk Valley	15	25	40	1	11	8	52	48	
531	Shawnee	6	25	31	0	2	1	33	32	
510	South Suburban	37	81	118	1	3	1	122	119	
533	Southeastern	8	25	33	4	10	7	47	40	
522	Southwestern*	43	53	96	118	231	257	445	353	
534	Spoon River	4	20	24	4	14	65	42	89	
504	Triton	68	123	191	112	197	201	500	392	
516	Waubonsee	13	57	70	15	56	49	141	119	
539	Wood	<u>8</u>	<u>41</u>	<u>49</u>	<u>5</u>	<u>12</u>	<u>9</u>	<u>66</u>	<u>58</u>	
	TOTALS	1,597	3,172	4,769	1,582	2,669	2,388	9,020	7,157	

*Formerly Belleville Area College

SOURCE OF DATA: Salary Submission (C1 & C2)

Illinois Community College Board

Table II-5

FISCAL YEAR 2007 AVERAGE CONTRACTUAL BASE SALARIES FOR FULL-TIME TEACHING FACULTY (9 MOS), ADMINISTRATIVE STAFF (12 MOS) AND NONTEACHING PROFESSIONAL STAFF (12 MOS.) IN ILLINOIS PUBLIC COMMUNITY COLLEGES

Dist. No.	District	Average Salary 9-Month Faculty*	Average Salary 12-Month Administrative*	Average Salary 12-Month Other Professional* **
503	Black Hawk	\$57,808	\$103,620	\$46,612
508	Chicago	64,547	98,044	55,455
507	Danville	47,206	63,213	34,654
502	DuPage	85,501	114,852	58,537
509	Elgin	77,702	103,345	54,821
512	Harper	66,516	108,086	58,609
540	Heartland	50,711	69,035	37,156
519	Highland	64,083	69,513	34,156
514	Illinois Central	51,959	82,731	42,014
529	Illinois Eastern	48,688	71,359	35,653
513	Illinois Valley	54,247	72,037	39,973
525	Joliet	63,471	67,809	46,706
520	Kankakee	56,156	57,867	38,779
501	Kaskaskia	51,801	59,054	36,677
523	Kishwaukee	47,699	83,062	42,595
532	Lake County	78,970	82,969	43,360
517	Lake Land	49,135	78,044	42,437
536	Lewis & Clark	55,689	76,820	39,878
526	Lincoln Land	65,036	72,272	42,500
530	Logan	60,530	70,061	41,714
528	McHenry	74,717	82,160	43,159
524	Moraine Valley	51,060	100,083	51,095
527	Morton	65,565	66,125	40,651
535	Oakton	80,072	107,982	56,752
505	Parkland	56,676	75,606	44,187
515	Prairie State	59,756	73,136	39,640
521	Rend Lake	49,338	78,063	34,381
537	Richland	46,775	62,108	64,448
511	Rock Valley	57,988	78,613	45,346
518	Sandburg	47,799	70,840	31,256
506	Sauk Valley	47,408	76,144	42,722
531	Shawnee	49,558	60,879	38,951
510	South Suburban	62,206	77,515	36,915
533	Southeastern	49,937	57,342	29,029
522	Southwestern***	54,550	89,128	53,579
534	Spoon River	47,198	69,112	34,649
504	Triton	63,217	92,113	50,463
516	Waubonsee	63,159	88,741	45,014
539	Wood	<u>47,659</u>	<u>63,888</u>	<u>32,873</u>
STATEWIDE AVERAGE		\$61,770	\$79,898	\$46,741

* Weighted.

** Nonteaching professional staff includes professional/technical, academic support, and supervisory staff who are not administrators.

*** Formerly Belleville Area College

SOURCE OF DATA: Salary Submission (C1)

Illinois Community College Board
Table II-6
AVERAGE ON-CAMPUS CLASS BY TYPE*
Fiscal Year 2007

<u>Dist. No.</u>	<u>District/College</u>	<u>Lecture/ Discussion</u>	<u>Laboratory</u>	<u>Average Class Size**</u>
503	Black Hawk	19.4	15.8	18.0
508	Chicago	(20.8)	(18.8)	(20.5)
	Daley	18.4	14.9	17.8
	Kennedy-King	18.8	18.3	18.7
	Malcolm X	21.3	22.5	21.5
	Olive-Harvey	20.8	18.9	20.4
	Truman	20.7	18.8	20.3
	Washington	23.1	19.5	22.7
	Wright	22.7	18.5	21.8
507	Danville			
502	DuPage	21.1	15.7	20.4
509	Elgin	18.3	12.2	16.6
512	Harper	21.9	18.1	21.7
540	Heartland			
519	Highland	14.5	13.4	14.2
514	Illinois Central	18.2	17.9	18.2
529	Illinois Eastern	(12.6)	(11.7)	(12.4)
	Frontier	11.1	13.0	11.1
	Lincoln Trail	13.7	9.6	13.2
	Olney Central	12.2	11.4	12.1
	Wabash Valley	13.4	12.7	13.3
513	Illinois Valley	15.3	10.6	14.0
525	Joliet	17.6		17.6
520	Kankakee	17.7	15.1	16.6
501	Kaskaskia	18.1	10.8	16.9
523	Kishwaukee	17.9	11.0	15.1
532	Lake County	21.8	16.6	20.6
517	Lake Land			
536	Lewis & Clark	17.8	15.4	16.9
526	Lincoln Land	17.2	14.0	15.8
530	Logan	18.8	15.8	17.9
528	McHenry	22.4	18.4	21.0
524	Moraine Valley	22.1	17.0	20.2
527	Morton	20.6	13.9	19.2
535	Oakton	17.0	12.5	16.1
505	Parkland	16.9	14.0	16.8
515	Prairie State	20.7	17.2	19.5
521	Rend Lake	18.7	—	18.7
537	Richland	11.8	11.4	11.8
511	Rock Valley	25.0	20.2	24.0
518	Sandburg	12.8	9.7	12.0
506	Sauk Valley	17.8	12.0	15.6
531	Shawnee	13.4		13.4
510	South Suburban	19.0	16.6	18.6
533	Southeastern	16.2	14.4	15.4
522	Southwestern***	15.6	10.1	15.4
534	Spoon River	14.3	8.6	13.2
504	Triton	19.6	14.7	18.9
516	Waubonsee	17.6	15.2	16.6
539	Wood	<u>15.9</u>	<u>14.6</u>	<u>15.5</u>
	STATEWIDE	18.7	15.2	18.0

*Adult Basic Education, Adult Secondary Education, and English as a Second Language classes are excluded.

**Averages computed on enrollment in all instructional types, excluding Adult Basic Education,

Adult Secondary Education, English as a Second Language, independent study and classes with only one student.

***Formerly Belleville Area College

DNA = Data Not Available

--- = No Laboratory Classes

SOURCE OF DATA: SU/SR and S6 Record Submissions

Illinois Community College Board
Table II-7
PERCENTAGE OF ON-CAMPUS CLASSES* BY CLASS SIZE CATEGORIES
Fiscal Year 2007

Dist. No.	District/College	Class Size Categories							Total Classes
		<u>2-5</u>	<u>6-10</u>	<u>11-20</u>	<u>21-35</u>	<u>36-50</u>	<u>51-100</u>	<u>Over 100</u>	
503	Black Hawk	8.1%	15.6%	32.0%	43.7%	0.5%	0.0%	0.0%	787
508	Chicago	6.0%	12.3%	29.7%	48.5%	3.3%	0.1%	0.0%	4,770
	Daley	8.1%	17.9%	34.7%	36.4%	2.9%	0.0%	0.0%	753
	Kennedy-King	1.0%	15.5%	44.4%	35.7%	3.4%	0.0%	0.0%	588
	Malcolm X	6.0%	9.1%	29.6%	51.6%	3.7%	0.0%	0.0%	537
	Olive-Harvey	4.8%	10.8%	36.7%	45.3%	1.0%	1.4%	0.0%	417
	Truman	9.4%	12.2%	27.3%	47.0%	4.2%	0.0%	0.0%	641
	Washington	6.5%	9.1%	21.4%	58.1%	4.9%	0.0%	0.0%	898
	Wright	5.2%	11.6%	23.2%	57.6%	2.4%	0.0%	0.0%	936
507	Danville	DNA	DNA	DNA	DNA	DNA	DNA	DNA	DNA
502	DuPage	7.3%	8.3%	32.8%	48.7%	2.1%	0.8%	0.1%	2,826
509	Elgin	11.2%	16.8%	38.7%	33.0%	0.3%	0.0%	0.1%	1,349
512	Harper	1.7%	10.6%	30.4%	53.8%	2.4%	0.8%	0.2%	1,832
540	Heartland	3.2%	8.9%	33.2%	53.7%	1.0%	0.0%	0.0%	585
519	Highland	18.4%	25.8%	32.5%	18.9%	3.7%	0.8%	0.0%	594
514	Illinois Central	10.2%	16.4%	35.9%	31.2%	5.7%	0.6%	0.1%	1,412
529	Illinois Eastern	11.6%	25.7%	52.5%	8.9%	0.8%	0.5%	0.1%	1,614
	Frontier	17.3%	33.9%	44.1%	3.9%	0.0%	0.8%	0.0%	127
	Lincoln Trail	20.1%	29.3%	34.7%	12.6%	2.9%	0.0%	0.4%	239
	Olney Central	7.5%	19.9%	65.4%	6.5%	0.5%	0.2%	0.0%	936
	Wabash Valley	15.1%	36.9%	31.1%	15.1%	0.3%	1.6%	0.0%	312
513	Illinois Valley	11.5%	31.2%	38.7%	17.8%	0.6%	0.1%	0.1%	783
525	Joliet	6.3%	16.6%	42.6%	33.5%	0.8%	0.1%	0.1%	1,428
520	Kankakee	4.0%	23.8%	39.4%	31.4%	1.2%	0.2%	0.0%	596
501	Kaskaskia	17.6%	24.4%	30.6%	21.8%	3.6%	1.1%	0.9%	533
523	Kishwaukee	6.5%	25.5%	42.9%	24.5%	0.5%	0.0%	0.0%	750
532	Lake County	2.0%	11.1%	31.8%	54.2%	1.0%	0.0%	0.0%	1,464
517	Lake Land	DNA	DNA	DNA	DNA	DNA	DNA	DNA	DNA
536	Lewis & Clark	6.1%	16.7%	48.3%	26.5%	1.9%	0.5%	0.0%	884
526	Lincoln Land	7.4%	20.3%	43.9%	28.0%	0.4%	0.0%	0.0%	918
530	Logan	12.4%	20.1%	39.2%	24.7%	1.8%	0.8%	1.0%	1,195
528	McHenry	5.0%	9.0%	32.8%	49.8%	3.3%	0.1%	0.0%	735
524	Moraine Valley	4.6%	13.5%	34.2%	45.8%	1.5%	0.1%	0.2%	2,012
527	Morton	5.2%	25.7%	23.4%	42.6%	2.5%	0.5%	0.2%	612
535	Oakton	13.6%	21.5%	35.9%	27.4%	0.8%	0.2%	0.5%	1,790
505	Parkland	4.9%	16.3%	54.8%	22.5%	0.9%	0.4%	0.3%	1,344
515	Prairie State	5.9%	11.1%	34.9%	46.7%	1.3%	0.0%	0.1%	713
521	Rend Lake	11.4%	14.6%	33.4%	35.7%	3.0%	2.0%	0.0%	704
537	Richland	21.8%	30.6%	34.8%	12.6%	0.2%	0.0%	0.0%	509
511	Rock Valley	1.1%	7.9%	26.0%	48.6%	16.1%	0.2%	0.0%	911
518	Sandburg	31.3%	24.1%	27.1%	14.4%	2.3%	0.9%	0.0%	576
506	Sauk Valley	16.5%	18.3%	39.7%	21.8%	3.1%	0.4%	0.2%	486
531	Shawnee	27.5%	28.9%	23.4%	15.8%	2.6%	1.5%	0.4%	273
510	South Suburban	9.3%	13.3%	30.4%	41.6%	4.8%	0.7%	0.0%	1,066
533	Southeastern	14.2%	28.0%	30.3%	22.3%	4.3%	0.3%	0.6%	346
522	Southwestern**	7.7%	23.4%	45.6%	22.1%	1.1%	0.2%	0.0%	1,789
534	Spoon River	14.4%	23.9%	46.4%	15.3%	0.0%	0.0%	0.0%	360
504	Triton	5.2%	11.1%	43.1%	39.2%	1.1%	0.1%	0.1%	1,582
516	Waubonsee	11.4%	17.1%	37.6%	32.2%	1.4%	0.4%	0.0%	956
539	Wood	<u>8.8%</u>	<u>23.8%</u>	<u>40.0%</u>	<u>25.9%</u>	<u>1.4%</u>	<u>0.0%</u>	<u>0.0%</u>	<u>432</u>
	STATEWIDE TOTAL	8.3%	16.6%	36.6%	35.7%	2.2%	0.4%	0.1%	41,516

* All instructional type classes are reported, excluding ABE, ASE, ESL, independent study, and classes with only one student.

**Formerly Belleville Area College

DNA = Data Not Available

SOURCE OF DATA: S3 and S6 Record Submissions

Section III

ANNUAL ENROLLMENT AND COMPLETION DATA

Section III includes data on annual enrollment and completions in fiscal year 2007 among Illinois public community colleges.

Table III-1 shows the annual unduplicated headcount enrollment by sex in Illinois public community colleges for fiscal year 2007.

Table III-2 shows the annual unduplicated headcount enrollment by program classification in Illinois public community colleges for fiscal year 2007.

Table III-3 contains more detailed data on fiscal year 2007 annual unduplicated enrollment through the use of the national program classification structure/classification of instructional program (PCS/CIP) coding system.

Table III-4 shows the fiscal year 2007 annual unduplicated enrollment by age category.

Table III-5 summarizes the fiscal year 2007 annual unduplicated enrollment by ethnic origin.

Table III-6 summarizes the highest degree previously earned for fiscal year 2007 Illinois public community college students.

Figure 3 shows the fiscal year 2007 annual duplicated completers in the following categories; transfer degrees (28.5 percent), career and technical education certificates (49.5 percent), career and technical education degrees (19.27 percent), general associate degrees (2.3 percent), and vocational skills and general studies certificates comprise the “other” category (0.41 percent).

Table III-7 lists the number of associate degrees awarded in transfer and general studies curricula and the number of general studies certificates awarded by each community college in fiscal year 2007.

Table III-8 shows the number of associate degrees and certificates awarded in occupational curricula and the number of vocational skills certificates awarded by each community college in fiscal year 2007.

Table III-9 contains more detailed data on collegiate-level fiscal year 2007 annual completers through the use of the national program classification structure/classification of instructional program (PCS/CIP) coding system.

Table III-10 provides a summary of adult basic education and English as a Second Language completions by each community college during fiscal year 2007.

Table III-11 shows the number of high school completions awarded by each community college in fiscal year 2007.

Tables III-12 through 19 depict annual unduplicated headcount enrollment data by ethnic origin for fiscal year 2007.

Illinois Community College Board
Table III-1
SUMMARY OF ANNUAL UNDUPLICATED HEADCOUNT
ENROLLMENT BY GENDER
FOR FISCAL YEAR 2007

Dist. No.	District/College	Male	Female	Total
503	Black Hawk	5,177	6,761	11,938
508	Chicago	(39,979)	(55,245)	(95,224)
	Daley	6,168	9,013	15,181
	Kennedy-King	2,906	5,465	8,371
	Malcolm X	4,174	6,843	11,017
	Olive-Harvey	2,595	4,949	7,544
	Truman	9,297	11,024	20,321
	Washington	8,183	8,229	16,412
	Wilbur Wright	6,656	9,722	16,378
507	Danville	3,492	4,872	8,364
502	DuPage	19,640	24,412	44,052
509	Elgin	7,460	9,387	16,847
512	Harper	11,138	14,176	25,314
540	Heartland	3,985	4,663	8,648
519	Highland	2,245	3,520	5,765
514	Illinois Central	9,077	10,946	20,023
529	Illinois Eastern	(18,109)	(13,186)	(31,295)
	Frontier	3,791	4,744	8,535
	Lincoln Trail	1,533	1,291	2,824
	Olney Central	1,025	1,999	3,024
	Wabash Valley	11,760	5,152	16,912
513	Illinois Valley	3,478	3,973	7,451
525	Joliet	10,713	13,524	24,237
520	Kankakee	3,197	5,603	8,800
501	Kaskaskia	4,028	5,129	9,157
523	Kishwaukee	3,717	4,424	8,141
532	Lake County	11,811	15,221	27,032
517	Lake Land	9,931	6,797	16,728
536	Lewis & Clark	5,449	7,334	12,783
526	Lincoln Land	5,967	8,495	14,462
530	Logan	8,061	11,743	19,804
528	McHenry	4,713	6,072	10,785
524	Moraine Valley	13,569	17,356	30,925
527	Morton	2,943	4,662	7,605
535	Oakton	12,632	21,145	33,777
505	Parkland	7,553	8,860	16,413
515	Prairie State	4,795	7,150	11,945
521	Rend Lake	7,714	5,841	13,555
537	Richland	3,007	4,116	7,123
511	Rock Valley	6,597	8,995	15,592
518	Sandburg	2,096	3,057	5,153
506	Sauk Valley	2,708	3,292	6,000
531	Shawnee	3,623	4,627	8,250
510	South Suburban	5,973	10,091	16,064
533	Southeastern	5,891	3,035	8,926
522	Southwestern	11,899	13,561	25,460
534	Spoon River	2,124	2,175	4,299
504	Triton	10,835	13,264	24,099
516	Waubonsee	8,077	10,515	18,592
539	Wood	<u>1,639</u>	<u>2,697</u>	<u>4,336</u>
	TOTALS	305,042	379,922	684,964

SOURCE OF DATA: A1 Record Submission

Illinois Community College Board
Table III-2
SUMMARY OF ANNUAL UNDUPLICATED HEADCOUNT ENROLLMENT
BY PROGRAM CLASSIFICATION
FOR FISCAL YEAR 2007

District	College	Bacc/ Transfer	Vocational	Career and Technical Ed.	ABE	ASE	ESL	General Studies	General Associates	Total
503	Black Hawk	5,460	1,772	2,549	758	464	898	0	37	11,938
508	Chicago	(29,364)	(1,409)	(12,987)	(8,619)	(4,506)	(25,585)	(51)	(12,703)	(95,224)
	Daley	4,955	274	2,070	826	685	6,140	0	231	15,181
	Kennedy-King	2,627	177	2,306	2,017	479	572	0	193	8,371
	Malcolm X	3,857	38	847	1,718	1,223	2,852	2	480	11,017
	Olive-Harvey	2,529	255	731	1,818	463	1,019	3	726	7,544
	Truman	5,283	156	814	957	958	10,572	1	1,580	20,321
	Washington	6,670	209	5,132	347	202	124	25	3,703	16,412
	Wilbur Wright	3,443	300	1,087	936	496	4,306	20	5,790	16,378
507	Danville	2,248	3,855	1,758	290	130	29	0	54	8,364
502	DuPage	19,382	1,456	11,067	339	461	5,368	5,206	773	44,052
509	Elgin	8,021	82	4,086	364	568	2,945	0	781	16,847
512	Harper	13,103	0	8,228	447	322	3,214	0	0	25,314
540	Heartland	6,205	775	932	207	233	296	0	0	8,648
519	Highland	2,494	773	1,049	313	230	100	766	40	5,765
514	Illinois Central	9,196	29	5,388	372	250	84	357	4,347	20,023
529	Illinois Eastern	(6,211)	(6,915)	(16,436)	(416)	(299)	(75)	(0)	(943)	(31,295)
	Frontier	1,606	6,147	410	139	132	15	0	86	8,535
	Lincoln Trail	1,446	6	655	176	58	0	0	483	2,824
	Olney Central	1,342	146	1,136	99	93	0	0	208	3,024
	Wabash Valley	1,817	616	14,235	2	16	60	0	166	16,912
513	Illinois Valley	2,173	0	2,960	211	324	289	1,318	176	7,451
525	Joliet	11,116	1,098	8,025	422	223	1,330	169	1,854	24,237
520	Kankakee	2,481	1,678	2,554	797	569	92	523	106	8,800
501	Kaskaskia	3,354	21	4,421	284	243	63	63	708	9,157
523	Kishwaukee	5,258	18	1,669	224	247	617	108	0	8,141
532	Lake County	12,502	534	8,479	537	1,202	3,633	145	0	27,032
517	Lake Land	6,524	4,228	3,685	448	20	63	9	1,751	16,728
536	Lewis & Clark	8,971	0	2,250	415	292	52	4	799	12,783
526	Lincoln Land	5,948	2,878	2,905	414	304	291	22	1,700	14,462
530	Logan	7,258	5,428	6,177	293	642	5	0	1	19,804
528	McHenry	5,914	1	2,485	243	396	1,575	0	171	10,785
524	Moraine Valley	15,342	1,555	11,007	295	828	1,898	0	0	30,925
527	Morton	2,201	61	2,293	338	183	2,306	52	171	7,605
535	Oakton	11,031	13,245	5,504	997	365	2,635	0	0	33,777
505	Parkland	7,700	671	5,888	361	438	630	0	725	16,413
515	Prairie State	4,080	1,536	4,382	786	304	828	0	29	11,945
521	Rend Lake	5,147	5,996	1,944	133	324	11	0	0	13,555
537	Richland	3,151	727	1,960	236	174	94	396	385	7,123
511	Rock Valley	9,047	1,072	2,928	782	595	1,158	0	10	15,592
518	Sandburg	2,966	101	1,517	127	226	46	3	167	5,153
506	Sauk Valley	2,872	1,527	1,281	110	128	67	0	15	6,000
531	Shawnee	1,493	4,274	1,048	152	502	126	400	255	8,250
510	South Suburban	4,448	2,323	7,721	545	309	715	3	0	16,064
533	Southeastern	4,067	2,266	1,882	321	143	0	236	11	8,926
522	Southwestern	10,907	0	11,758	1,498	791	395	103	8	25,460
534	Spoon River	1,843	1,158	514	165	106	44	1	468	4,299
504	Triton	7,247	1,777	5,634	653	770	4,611	1	3,406	24,099
516	Waubonsee	5,574	142	4,995	707	1,623	3,892	911	748	18,592
539	Wood	<u>2,978</u>	<u>0</u>	<u>1,055</u>	<u>126</u>	<u>73</u>	<u>14</u>	<u>90</u>	<u>0</u>	<u>4,336</u>
	TOTALS	275,277	71,381	183,401	24,745	19,807	66,074	10,937	33,342	684,964

SOURCE OF DATA: A1 Submission

Illinois Community College Board
Table III-3
ANNUAL UNDUPLICATED ENROLLMENT BY ACADEMIC PROGRAM BY COLLEGE
FOR FISCAL YEAR 2007

Dist. No.	District/College	Agriculture, General 12 010000	Ag Bus & Mgmt, Gen 12 010101	Agribusiness/Ag Bus Ops 12 010102	Ag Economics 12 010103	Ag Business Technology 12 010106	Ag Mechanics, Gen 12 010201	Ag Power Machinery Operator 12 010204	Ag Mech & Equip/Machine Tech 12 010205	Ag Production Ops, Gen 12 010301	Animal/Livestock Husbandry/Prod 12 010302	Crop Prod Op/Mgmt 12 010304
503	Black Hawk	0	21	0	0	0	3	0	8	15	7	4
508	Chicago	(0)	(0)	(0)	(0)	(0)	(0)	(0)	(0)	(0)	(0)	(0)
	Daley	0	0	0	0	0	0	0	0	0	0	0
	Kennedy-King	0	0	0	0	0	0	0	0	0	0	0
	Malcolm X	0	0	0	0	0	0	0	0	0	0	0
	Olive-Harvey	0	0	0	0	0	0	0	0	0	0	0
	Truman	0	0	0	0	0	0	0	0	0	0	0
	Washington	0	0	0	0	0	0	0	0	0	0	0
	Wilbur Wright	0	0	0	0	0	0	0	0	0	0	0
507	Danville	0	4	0	0	0	8	0	0	0	0	0
502	DuPage	0	0	0	0	0	0	0	0	0	0	0
509	Elgin	0	0	0	0	0	0	0	0	0	0	0
512	Harper	0	0	0	0	0	0	0	0	0	0	0
540	Heartland	0	0	0	0	0	0	0	0	0	0	0
519	Highland	0	13	0	0	0	0	0	0	5	0	0
514	Illinois Central	0	12	0	0	0	1	0	28	3	5	5
529	Illinois Eastern	(0)	(0)	(0)	(0)	(23)	(0)	(0)	(0)	(13)	(0)	(0)
	Frontier	0	0	0	0	0	0	0	0	0	0	0
	Lincoln Trail	0	0	0	0	0	0	0	0	0	0	0
	Olney Central	0	0	0	0	0	0	0	0	0	0	0
	Wabash Valley	0	0	0	0	23	0	0	0	13	0	0
513	Illinois Valley	0	0	0	0	0	0	0	0	0	0	0
525	Joliet	0	0	0	26	0	0	1	0	38	1	0
520	Kankakee	0	0	0	0	0	0	0	0	0	0	0
501	Kaskaskia	26	0	0	0	0	0	0	0	0	0	0
523	Kishwaukee	0	2	0	0	0	0	8	41	0	0	0
532	Lake County	0	0	0	0	0	0	0	0	0	0	0
517	Lake Land	0	6	0	54	0	0	7	75	49	3	8
536	Lewis & Clark	0	0	0	0	0	0	0	0	0	0	0
526	Lincoln Land	0	0	0	0	0	0	0	0	33	0	0
530	Logan	0	0	0	0	0	0	0	0	0	0	0
528	McHenry	0	0	0	0	0	0	0	0	0	0	0
524	Moraine Valley	0	0	0	0	0	0	0	0	0	0	0
527	Morton	0	0	0	0	0	0	0	0	0	0	0
535	Oakton	0	0	0	0	0	0	0	0	0	0	0
505	Parkland	0	42	11	0	6	0	10	0	0	0	0
515	Prairie State	0	0	0	0	0	0	0	0	0	0	0
521	Rend Lake	0	40	0	0	0	37	0	21	19	0	0
537	Richland	0	4	0	0	0	0	0	0	0	0	0
511	Rock Valley	0	0	0	0	0	0	0	0	0	0	0
518	Sandburg	0	0	0	0	0	0	0	0	0	0	0
506	Sauk Valley	0	0	0	0	0	0	0	0	0	0	0
531	Shawnee	2	9	0	0	0	0	0	0	0	0	4
510	South Suburban	0	0	0	0	0	0	0	0	0	0	0
533	Southeastern	0	0	0	0	0	0	0	0	0	0	0
522	Southwestern	0	0	0	0	0	0	0	0	0	0	0
534	Spoon River	0	21	0	0	0	0	0	27	0	0	0
504	Triton	0	0	0	0	0	0	0	0	0	0	0
516	Waubonsee	0	0	0	0	0	0	0	0	0	0	0
539	Wood	0	27	0	0	0	0	0	0	0	0	0
	TOTALS	28	201	11	80	29	49	26	200	175	18	21

SOURCE OF DATA: Annual Enrollment & Completion Data (A1)

Illinois Community College Board
Table III-3
ANNUAL UNDUPLICATED ENROLLMENT BY ACADEMIC PROGRAM BY COLLEGE
FOR FISCAL YEAR 2007

Dist. No.	District/College	Horse Husbandry/Equine Sci/Mgmt 12 010307	Dog/Pet/Animal Grooming 12 010504	Animal Training 12 010505	Equestrian/Equine Studies 12 010507	Applied Hort/Hort Bus Svcs, Gen 12 010601	Ornamental Horticulture 12 010603	Greenhouse Op/Mgmt 12 010604	Landscaping Ops/Mgmt 12 010605	Plant Nursery Op/Mgmt 12 010606	Turf/Turfgrass Mgmt 12 010607	Floriculture/Floristry Ops/Mgmt 12 010608
503	Black Hawk	14	0	0	81	3	0	0	0	0	0	0
508	Chicago	(0)	(0)	(0)	(0)	(0)	(0)	(0)	(0)	(0)	(0)	(0)
	Daley	0	0	0	0	0	0	0	0	0	0	0
	Kennedy-King	0	0	0	0	0	0	0	0	0	0	0
	Malcolm X	0	0	0	0	0	0	0	0	0	0	0
	Olive-Harvey	0	0	0	0	0	0	0	0	0	0	0
	Truman	0	0	0	0	0	0	0	0	0	0	0
	Washington	0	0	0	0	0	0	0	0	0	0	0
	Wilbur Wright	0	0	0	0	0	0	0	0	0	0	0
507	Danville	0	0	0	0	0	0	0	0	12	11	
502	DuPage	0	0	0	0	172	7	8	46	5	6	0
509	Elgin	0	0	0	0	0	0	0	0	0	0	0
512	Harper	0	0	0	0	35	0	0	9	2	7	4
540	Heartland	0	0	0	0	0	0	0	0	0	0	0
519	Highland	0	0	0	0	0	0	0	0	0	0	0
514	Illinois Central	0	0	0	0	89	0	0	5	0	2	0
529	Illinois Eastern	(0)	(0)	(0)	(0)	(35)	(0)	(0)	(0)	(0)	(0)	(0)
	Frontier	0	0	0	0	0	0	0	0	0	0	0
	Lincoln Trail	0	0	0	0	35	0	0	0	0	0	0
	Olney Central	0	0	0	0	0	0	0	0	0	0	0
	Wabash Valley	0	0	0	0	0	0	0	0	0	0	0
513	Illinois Valley	0	0	0	0	20	0	0	10	0	0	5
525	Joliet	0	0	0	0	3	0	35	20	49	16	11
520	Kankakee	0	0	0	0	0	0	0	0	0	0	0
501	Kaskaskia	0	0	0	0	0	0	0	0	0	0	0
523	Kishwaukee	0	0	0	24	7	32	5	36	1	2	4
532	Lake County	0	0	0	0	1	0	0	34	0	15	12
517	Lake Land	0	16	22	0	151	0	0	0	0	0	0
536	Lewis & Clark	0	0	0	0	0	0	0	0	0	0	0
526	Lincoln Land	0	0	0	0	0	0	0	32	0	0	0
530	Logan	0	0	0	0	0	0	0	0	0	0	0
528	McHenry	0	0	0	0	32	0	4	15	0	2	14
524	Moraine Valley	0	0	0	0	0	0	0	0	0	0	0
527	Morton	0	0	0	0	0	0	0	0	0	0	0
535	Oakton	0	0	0	0	0	0	0	0	0	0	0
505	Parkland	27	0	0	0	0	0	0	68	0	0	0
515	Prairie State	0	0	0	0	0	0	0	0	0	0	0
521	Rend Lake	0	0	0	0	36	0	0	0	0	1	0
537	Richland	0	0	0	0	100	0	0	0	0	0	2
511	Rock Valley	0	0	0	0	0	0	0	0	0	0	0
518	Sandburg	0	0	0	0	0	0	0	0	0	0	0
506	Sauk Valley	0	0	0	0	0	0	0	0	0	0	0
531	Shawnee	0	0	0	0	0	0	0	0	0	0	0
510	South Suburban	0	0	0	21	0	0	0	0	0	0	0
533	Southeastern	0	0	0	0	74	0	0	0	0	0	0
522	Southwestern	0	0	0	0	80	0	0	0	0	0	11
534	Spoon River	0	0	0	0	0	0	0	0	0	0	0
504	Triton	0	0	0	0	26	27	0	13	0	0	0
516	Waubonsee	0	0	0	0	0	0	0	0	0	0	0
539	Wood	0	0	0	0	22	0	0	0	0	0	0
	TOTALS	41	16	22	126	886	66	52	288	57	63	74

SOURCE OF DATA: Annual Enrollment & Completion Data (A1)

Illinois Community College Board
Table III-3
ANNUAL UNDUPLICATED ENROLLMENT BY ACADEMIC PROGRAM BY COLLEGE
FOR FISCAL YEAR 2007

Dist. No.	District/College	Animal Sciences, Gen 12 010901	Ag/Ag Ops/Related Sci. Other 12 019999	Environmental Science 12 030104	Ntrl Rsrces Mgmt/Policy 12 030201	Forest Technology/Technician 12 030511	Wildlife/Wildlands Sci/Mgmt 12 030601	Journalism 12 090401	Radio/TV 12 090701	Digital Comm/Media 12 090702	Public Relations/Image Mgmt 12 090902	Advertising 12 090903
503	Black Hawk	0	5	0	0	0	0	0	0	0	0	0
508	Chicago	(0)	(1)	(0)	(0)	(0)	(0)	(0)	(18)	(0)	(0)	(0)
	Daley	0	0	0	0	0	0	0	0	0	0	0
	Kennedy-King	0	0	0	0	0	0	0	18	0	0	0
	Malcolm X	0	1	0	0	0	0	0	0	0	0	0
	Olive-Harvey	0	0	0	0	0	0	0	0	0	0	0
	Truman	0	0	0	0	0	0	0	0	0	0	0
	Washington	0	0	0	0	0	0	0	0	0	0	0
	Wilbur Wright	0	0	0	0	0	0	0	0	0	0	0
507	Danville	0	0	0	0	0	0	0	0	0	0	0
502	DuPage	0	0	0	0	0	0	0	85	0	0	0
509	Elgin	0	0	0	0	0	0	0	0	0	0	0
512	Harper	0	0	0	0	5	0	43	0	0	0	0
540	Heartland	0	0	0	0	0	0	0	0	0	0	0
519	Highland	0	0	0	0	0	0	0	0	0	0	0
514	Illinois Central	0	1	0	0	0	0	0	0	0	0	0
529	Illinois Eastern	(0)	(7)	(0)	(0)	(0)	(0)	(0)	(0)	(0)	(0)	(0)
	Frontier	0	4	0	0	0	0	0	0	0	0	0
	Lincoln Trail	0	0	0	0	0	0	0	0	0	0	0
	Olney Central	0	0	0	0	0	0	0	0	0	0	0
	Wabash Valley	0	3	0	0	0	0	0	0	0	0	0
513	Illinois Valley	0	0	0	0	0	0	0	0	0	0	0
525	Joliet	0	1	0	0	0	0	0	0	0	0	0
520	Kankakee	0	24	0	0	0	0	0	0	0	0	0
501	Kaskaskia	0	30	0	0	0	0	0	0	0	0	0
523	Kishwaukee	0	1	0	0	0	0	0	0	0	0	0
532	Lake County	0	70	0	8	1	0	0	0	0	0	0
517	Lake Land	0	0	0	0	0	0	0	65	0	0	0
536	Lewis & Clark	0	0	0	0	0	0	0	38	0	0	0
526	Lincoln Land	0	0	0	0	0	0	0	0	0	0	0
530	Logan	0	0	0	0	0	0	0	0	0	0	0
528	McHenry	0	18	0	0	0	0	0	0	0	0	0
524	Moraine Valley	0	0	0	0	0	0	0	0	0	0	0
527	Morton	0	0	0	0	0	0	0	0	0	0	0
535	Oakton	0	0	0	0	0	0	0	0	0	26	28
505	Parkland	0	48	0	0	0	0	0	34	49	0	0
515	Prairie State	0	0	0	0	0	0	0	0	0	0	0
521	Rend Lake	0	2	0	0	0	0	0	0	0	0	0
537	Richland	0	0	0	0	0	0	0	0	0	0	0
511	Rock Valley	0	0	0	0	0	0	0	1	0	0	0
518	Sandburg	0	0	0	0	0	0	0	0	0	0	0
506	Sauk Valley	0	0	0	0	0	0	0	0	0	0	0
531	Shawnee	0	0	1	0	0	11	0	0	0	0	0
510	South Suburban	0	1	0	0	0	0	0	0	0	0	0
533	Southeastern	0	0	0	0	4	40	0	0	0	0	0
522	Southwestern	0	48	0	0	0	0	0	0	0	0	0
534	Spoon River	0	0	0	3	0	0	0	0	0	0	0
504	Triton	0	27	0	0	0	0	0	0	0	0	0
516	Waubensee	0	0	0	0	0	0	0	0	0	0	0
539	Wood	<u>12</u>	<u>17</u>	<u>0</u>	<u>0</u>	<u>0</u>	<u>0</u>	<u>0</u>	<u>0</u>	<u>0</u>	<u>0</u>	<u>0</u>
	TOTALS	12	301	1	11	10	51	43	241	49	26	28

SOURCE OF DATA: Annual Enrollment & Completion Data (A1)

Illinois Community College Board
 Table III-3
 ANNUAL UNDUPLICATED ENROLLMENT BY ACADEMIC PROGRAM BY COLLEGE
 FOR FISCAL YEAR 2007

Dist. No.	District/College	Photographic & Film Video Tech/ Technician 12 100201	Radio/TV Broadcast Tech/Technician 12 100202	Graphic Communications, Gen 12 100301	Prepress/Desktop Pub/Digital Image Design 12 100303	Animation, Interactive Tech, Video Graphics/Special Effects 12 100304	Graphic/Printing Equip Op, Gen Prod 12 100305	Platemaker/Imager 12 100306	Printing Press Operator 12 100307	Computer Typography/Comp Equip Op 12 100308	Comm Tech/Technicians/Support Svcs, Other 12 109999	Information Technology 12 110103
503	Black Hawk	0	21	0	0	0	0	0	0	0	0	0
508	Chicago	(0)	(0)	(0)	(0)	(3)	(0)	(15)	(0)	(0)	(0)	(303)
	Daley	0	0	0	0	0	0	0	0	0	0	110
	Kennedy-King	0	0	0	0	0	0	15	0	0	0	62
	Malcolm X	0	0	0	0	0	0	0	0	0	0	14
	Olive-Harvey	0	0	0	0	0	0	0	0	0	0	36
	Truman	0	0	0	0	0	0	0	0	0	0	35
	Washington	0	0	0	0	3	0	0	0	0	0	27
	Wilbur Wright	0	0	0	0	0	0	0	0	0	0	19
507	Danville	0	0	0	0	0	0	0	0	0	0	0
502	DuPage	104	0	0	133	0	0	50	16	2	0	0
509	Elgin	0	0	0	9	7	0	0	0	0	0	0
512	Harper	0	0	0	6	0	123	0	0	0	0	0
540	Heartland	0	0	8	0	0	0	0	0	0	0	27
519	Highland	0	0	0	3	0	0	0	0	0	0	24
514	Illinois Central	0	0	0	8	5	0	55	0	0	0	0
529	Illinois Eastern	(0)	(19)	(0)	(0)	(0)	(0)	(0)	(0)	(0)	(0)	(0)
	Frontier	0	0	0	0	0	0	0	0	0	0	0
	Lincoln Trail	0	0	0	0	0	0	0	0	0	0	0
	Olney Central	0	0	0	0	0	0	0	0	0	0	0
	Wabash Valley	0	19	0	0	0	0	0	0	0	0	0
513	Illinois Valley	0	0	0	1	0	0	0	0	0	0	14
525	Joliet	0	0	0	11	0	0	0	0	0	0	0
520	Kankakee	0	0	0	11	0	0	0	0	0	0	42
501	Kaskaskia	0	0	0	0	0	3	0	0	0	0	0
523	Kishwaukee	0	0	0	0	0	0	0	0	0	0	27
532	Lake County	0	0	0	0	0	0	0	0	0	55	21
517	Lake Land	0	0	0	53	0	20	0	0	0	0	0
536	Lewis & Clark	0	0	0	2	0	0	0	0	0	0	0
526	Lincoln Land	0	0	0	0	0	0	0	0	0	0	0
530	Logan	0	0	0	0	0	0	0	0	0	0	88
528	McHenry	0	0	0	0	32	0	0	0	0	0	104
524	Moraine Valley	0	0	0	4	53	0	0	0	0	94	0
527	Morton	0	0	0	5	0	0	0	0	0	0	59
535	Oakton	0	0	0	23	40	0	0	0	0	0	133
505	Parkland	0	7	0	1	47	0	0	0	0	9	0
515	Prairie State	0	0	56	0	0	0	0	0	0	0	86
521	Rend Lake	0	0	0	0	0	0	0	0	0	0	0
537	Richland	0	0	0	1	0	0	0	0	0	0	0
511	Rock Valley	0	0	0	0	0	52	0	0	0	0	117
518	Sandburg	0	0	0	1	0	0	0	0	0	0	0
506	Sauk Valley	0	0	0	1	0	0	0	0	0	0	0
531	Shawnee	0	0	0	0	0	0	0	0	0	0	24
510	South Suburban	0	0	0	0	0	0	1	0	0	0	0
533	Southeastern	0	0	0	0	0	0	0	0	0	0	33
522	Southwestern	0	0	0	71	0	0	0	0	0	0	0
534	Spoon River	0	0	0	1	0	0	0	0	0	0	23
504	Triton	0	0	0	9	0	0	8	0	0	0	0
516	Waubonsee	0	27	0	0	7	0	0	0	0	0	0
539	Wood	0	0	0	0	0	0	0	0	0	0	0
	TOTALS	104	74	64	354	194	198	129	16	2	158	1,125

SOURCE OF DATA: Annual Enrollment & Completion Data (A1)

Illinois Community College Board
Table III-3
ANNUAL UNDUPLICATED ENROLLMENT BY ACADEMIC PROGRAM BY COLLEGE
FOR FISCAL YEAR 2007

Dist. No.	District/College	Computer Programming/Programmer, Gen 12 110201	Computer Programming, Specific Apps 12 110202	Computer Programming, Vendor/Prod/Certif 12 110203	Data Processing Tech/Technician 12 110301	Information Sciences/Studies 12 110401	Data Entry/Microcomputer Apps, Gen 12 110601	Word Processing 12 110602	Webpage, Digital/Multimedia Design 12 110801	Data Modeling/Warehousing Database Admin 12 110802	Computer Graphics 12 110803	Computer Systems Networking/Telecom 12 110901
503	Black Hawk	50	1	0	1	0	0	0	11	0	0	16
508	Chicago	(0)	(0)	(0)	(0)	(11)	(7)	(0)	(1)	(0)	(0)	(7)
	Daley	0	0	0	0	1	0	0	0	0	0	7
	Kennedy-King	0	0	0	0	0	0	0	0	0	0	0
	Malcolm X	0	0	0	0	1	0	0	0	0	0	0
	Olive-Harvey	0	0	0	0	1	0	0	0	0	0	0
	Truman	0	0	0	0	3	2	0	1	0	0	0
	Washington	0	0	0	0	1	0	0	0	0	0	0
	Wilbur Wright	0	0	0	0	4	5	0	0	0	0	0
507	Danville	8	28	0	1	0	0	0	0	0	0	45
502	DuPage	1	182	0	70	10	95	0	52	0	0	0
509	Elgin	3	0	0	0	0	43	0	22	0	0	18
512	Harper	336	0	0	0	190	0	0	72	0	0	10
540	Heartland	14	0	0	0	0	40	0	11	0	0	58
519	Highland	0	0	0	0	0	0	0	3	0	0	0
514	Illinois Central	89	2	0	43	0	64	0	71	8	0	167
529	Illinois Eastern	(0)	(0)	(0)	(0)	(10)	(26)	(0)	(4)	(0)	(0)	(0)
	Frontier	0	0	0	0	10	0	0	1	0	0	0
	Lincoln Trail	0	0	0	0	0	26	0	1	0	0	0
	Olney Central	0	0	0	0	0	0	0	1	0	0	0
	Wabash Valley	0	0	0	0	0	0	0	1	0	0	0
513	Illinois Valley	0	0	0	0	0	0	0	0	0	0	20
525	Joliet	50	19	0	9	0	0	7	0	0	0	140
520	Kankakee	0	0	0	0	0	0	0	0	0	0	0
501	Kaskaskia	0	0	0	0	39	0	0	0	0	0	10
523	Kishwaukee	5	0	0	0	0	1	0	0	0	0	3
532	Lake County	0	66	0	19	0	0	2	16	0	0	111
517	Lake Land	0	0	0	0	182	0	0	0	0	0	0
536	Lewis & Clark	20	2	0	0	2	3	0	35	0	67	82
526	Lincoln Land	117	23	0	0	0	0	4	19	0	0	88
530	Logan	0	0	0	0	12	20	0	0	0	0	0
528	McHenry	10	0	0	0	0	0	0	0	0	0	9
524	Moraine Valley	0	33	0	0	0	0	0	19	0	0	18
527	Morton	3	0	7	0	0	0	0	2	0	0	2
535	Oakton	149	3	8	15	14	0	0	72	6	0	58
505	Parkland	5	49	0	0	0	46	0	23	13	5	7
515	Prairie State	4	0	0	1	0	0	5	6	0	0	22
521	Rend Lake	18	0	0	0	0	0	0	0	0	0	1
537	Richland	23	2	0	0	0	25	0	2	0	0	39
511	Rock Valley	0	3	0	0	0	0	0	0	0	0	73
518	Sandburg	23	0	0	0	0	0	0	0	0	0	37
506	Sauk Valley	18	0	0	0	0	16	0	0	0	0	5
531	Shawnee	0	0	0	0	4	0	0	0	0	0	2
510	South Suburban	17	0	0	0	111	0	0	6	0	0	8
533	Southeastern	0	0	0	1	0	0	0	1	0	0	12
522	Southwestern	5	32	0	0	0	0	0	22	0	0	68
534	Spoon River	0	0	0	0	0	1	0	14	0	0	2
504	Triton	9	0	0	0	121	0	0	10	0	0	38
516	Waubensee	52	1	0	0	0	0	2	37	0	0	11
539	Wood	0	3	0	0	0	0	0	0	0	0	0
	TOTALS	1,029	449	15	160	706	387	20	531	27	72	1,187

SOURCE OF DATA: Annual Enrollment & Completion Data (A1)

Illinois Community College Board
Table III-3
ANNUAL UNDUPLICATED ENROLLMENT BY ACADEMIC PROGRAM BY COLLEGE
FOR FISCAL YEAR 2007

Dist. No.	District/College	System Administration/Administrator 12 111001	System, Networking, & LAN/WAN Mgmt/Manager 12 111002	Computer & Info System Security 12 111003	Web/Multimedia Mgmt & Webmaster 12 111004	Computer/Info Tech Svcs Admin & Mgmt 12 111099	Mortuary Sci & Embalming/Embalmer 12 120303	Cosmetology/Cosmetologist, Gen 12 120401	Nail Technician/Specialist & Manicurist 12 120410	Baker/Pastry Chef 12 120501	Cul Arts/Chef/Tmg 12 120503
503	Black Hawk	0	0	0	0	0	0	0	0	0	0
508	Chicago	(0)	(0)	(0)	(0)	(0)	(57)	(86)	(0)	(53)	(195)
	Daley	0	0	0	0	0	0	0	0	0	0
	Kennedy-King	0	0	0	0	0	0	0	0	53	195
	Malcolm X	0	0	0	0	0	57	0	0	0	0
	Olive-Harvey	0	0	0	0	0	0	0	0	0	0
	Truman	0	0	0	0	0	0	86	0	0	0
	Washington	0	0	0	0	0	0	0	0	0	0
	Wilbur Wright	0	0	0	0	0	0	0	0	0	0
507	Danville	0	0	0	0	0	0	37	0	0	0
502	DuPage	10	4	0	0	6	0	11	0	16	235
509	Elgin	2	0	0	0	30	0	0	0	48	237
512	Harper	0	14	0	0	0	0	0	0	15	91
540	Heartland	6	0	1	0	0	0	0	0	0	0
519	Highland	0	0	0	0	0	0	55	2	0	0
514	Illinois Central	0	0	0	11	0	0	0	0	0	118
529	Illinois Eastern	(0)	(0)	(0)	(0)	(0)	(0)	(40)	(0)	(0)	(0)
	Frontier	0	0	0	0	0	0	0	0	0	0
	Lincoln Trail	0	0	0	0	0	0	0	0	0	0
	Olney Central	0	0	0	0	0	0	40	0	0	0
	Wabash Valley	0	0	0	0	0	0	0	0	0	0
513	Illinois Valley	38	0	0	0	0	0	0	0	0	0
525	Joliet	0	0	0	51	0	0	44	0	14	371
520	Kankakee	0	0	0	0	0	0	0	0	0	0
501	Kaskaskia	29	0	0	0	0	0	109	1	0	47
523	Kishwaukee	23	0	0	5	0	0	0	0	0	0
532	Lake County	6	0	12	0	6	0	0	0	0	26
517	Lake Land	0	0	0	0	0	0	152	0	0	0
536	Lewis & Clark	0	0	1	0	0	0	0	0	0	0
526	Lincoln Land	14	0	0	0	0	0	0	0	9	0
530	Logan	0	0	0	0	0	0	152	0	0	0
528	McHenry	0	0	0	17	0	0	0	0	0	0
524	Moraine Valley	3	116	24	9	0	0	0	0	4	0
527	Morton	2	0	0	0	0	0	0	0	0	0
535	Oakton	10	34	6	45	0	0	0	0	0	0
505	Parkland	97	0	0	9	0	0	0	0	0	0
515	Prairie State	0	0	0	8	0	0	0	0	0	0
521	Rend Lake	0	0	0	1	0	0	49	0	0	103
537	Richland	0	0	0	0	0	0	0	0	0	0
511	Rock Valley	0	0	5	0	0	0	0	0	0	0
518	Sandburg	0	0	0	0	0	43	42	4	0	0
506	Sauk Valley	1	22	0	0	0	0	0	0	0	0
531	Shawnee	0	0	0	4	0	0	38	0	0	0
510	South Suburban	0	0	0	0	0	0	0	0	0	0
533	Southeastern	0	0	0	0	0	0	70	0	0	1
522	Southwestern	106	0	11	85	0	0	0	0	0	37
534	Spoon River	0	0	0	0	0	0	0	0	0	0
504	Triton	13	0	0	0	0	0	0	0	19	154
516	Waubonsee	11	0	0	0	0	0	0	0	0	0
539	Wood	0	0	0	0	0	0	0	0	0	0
	TOTALS	371	190	60	245	42	100	885	7	178	1,625

SOURCE OF DATA: Annual Enrollment & Completion Data (A1)

Illinois Community College Board
Table III-3
ANNUAL UNDUPLICATED ENROLLMENT BY ACADEMIC PROGRAM BY COLLEGE
FOR FISCAL YEAR 2007

Dist. No.	District/College	Food/Bev/Rest Op Mgr 12 120504	Kit Pers/Cook & Asst Tmg 12 120505	Waiter/Waitress & Dining Room Mgmt 12 120507	Education 12 130101	Educational/Instructional Media Design 12 130501	Special Ed & Teaching, Gen 12 131001	Early Childhood Special Education 12 131015	Early Childhood Education/Teaching 12 131210	Math Teacher Education 12 131311	Teaching ESL 12 131401	Teacher Assn/Aide 12 131501
503	Black Hawk	35	0	0	0	0	0	0	1	0	0	
508	Chicago	(0)	(0)	(0)	(0)	(0)	(0)	(3)	(39)	(1)	(0)	(7)
	Daley	0	0	0	0	0	0	0	0	0	0	0
	Kennedy-King	0	0	0	0	0	0	3	15	0	0	0
	Malcolm X	0	0	0	0	0	0	0	11	0	0	0
	Olive-Harvey	0	0	0	0	0	0	0	0	0	0	0
	Truman	0	0	0	0	0	0	0	0	1	0	0
	Washington	0	0	0	0	0	0	0	13	0	0	0
	Wilbur Wright	0	0	0	0	0	0	0	0	0	0	7
507	Danville	0	0	0	0	0	0	0	0	0	0	25
502	DuPage	76	0	0	0	19	0	0	0	0	0	0
509	Elgin	28	5	0	0	0	0	0	0	0	0	7
512	Harper	0	0	22	0	0	0	0	0	0	0	117
540	Heartland	0	0	0	0	0	0	0	0	1	0	2
519	Highland	0	0	0	0	0	0	0	0	0	0	2
514	Illinois Central	0	0	6	0	0	0	0	0	0	0	2
529	Illinois Eastern	(1)	(0)	(68)	(0)	(0)	(0)	(0)	(0)	(0)	(0)	(38)
	Frontier	0	0	0	0	0	0	0	0	0	0	12
	Lincoln Trail	1	0	68	0	0	0	0	0	0	0	10
	Olney Central	0	0	0	0	0	0	0	0	0	0	13
	Wabash Valley	0	0	0	0	0	0	0	0	0	0	3
513	Illinois Valley	0	0	18	0	1	0	0	0	0	0	3
525	Joliet	0	11	0	0	0	0	0	0	0	0	91
520	Kankakee	0	0	0	0	0	0	0	4	0	0	9
501	Kaskaskia	2	3	22	0	0	0	0	0	0	0	17
523	Kishwaukee	0	0	0	0	0	0	0	0	0	0	1
532	Lake County	0	0	184	0	0	0	0	13	16	19	73
517	Lake Land	0	0	79	0	0	0	0	0	0	0	15
536	Lewis & Clark	0	0	3	0	0	0	0	0	0	0	2
526	Lincoln Land	28	0	0	0	0	2	0	1	0	0	8
530	Logan	0	0	0	0	0	0	0	0	1	0	2
528	McHenry	0	0	0	0	0	0	0	0	0	0	0
524	Moraine Valley	42	0	0	0	0	0	0	0	11	0	120
527	Morton	0	0	0	0	0	0	0	0	0	0	3
535	Oakton	0	0	1	0	0	0	0	1	55	0	18
505	Parkland	0	0	0	0	0	0	0	0	0	21	4
515	Prairie State	0	0	0	0	0	2	0	0	1	0	16
521	Rend Lake	0	0	81	0	0	0	0	0	1	0	1
537	Richland	0	0	90	0	0	0	0	0	0	0	10
511	Rock Valley	0	0	0	0	0	0	0	0	0	0	5
518	Sandburg	0	0	0	0	0	0	0	0	0	0	0
506	Sauk Valley	0	0	0	0	0	0	0	0	0	0	3
531	Shawnee	0	0	3	0	0	0	0	12	0	0	1
510	South Suburban	0	0	0	0	0	0	26	0	0	0	30
533	Southeastern	0	0	47	0	0	0	0	0	0	0	1
522	Southwestern	132	103	0	0	0	0	0	0	0	0	3
534	Spoon River	0	0	1	22	0	1	0	0	0	0	0
504	Triton	0	0	0	0	0	0	0	0	2	0	13
516	Waubensee	0	0	0	0	0	0	0	0	2	0	16
539	Wood	34	0	0	0	0	0	0	0	0	0	0
	TOTALS	378	122	625	22	20	5	29	70	92	40	665

SOURCE OF DATA: Annual Enrollment & Completion Data (A1)

Illinois Community College Board
Table III-3
ANNUAL UNDUPLICATED ENROLLMENT BY ACADEMIC PROGRAM BY COLLEGE
FOR FISCAL YEAR 2007

Dist. No.	District/College	Adult Literacy Tutor/Instructor 12 131502	Architect Engr Tech 12 150101	Civil Engr Tech 12 150201	Electronic Engr Tech 12 150303	Telecommunications Tech/Technician 12 150305	Biomed Engr-Rel Tech 12 150401	Electromech Tech 12 150403	Instrumentation Tech 12 150404	Robotics Tech 12 150405	Fluid Power Tech 12 150410	Automtd Manuf Tech 12 150411
503	Black Hawk	0	0	1	0	0	0	41	0	7	0	2
508	Chicago	(0)	(0)	(0)	(0)	(0)	(0)	(0)	(0)	(0)	(0)	(0)
	Daley	0	0	0	0	0	0	0	0	0	0	0
	Kennedy-King	0	0	0	0	0	0	0	0	0	0	0
	Malcolm X	0	0	0	0	0	0	0	0	0	0	0
	Olive-Harvey	0	0	0	0	0	0	0	0	0	0	0
	Truman	0	0	0	0	0	0	0	0	0	0	0
	Washington	0	0	0	0	0	0	0	0	0	0	0
	Wilbur Wright	0	0	0	0	0	0	0	0	0	0	0
507	Danville	0	0	0	0	0	0	0	0	0	0	0
502	DuPage	0	81	0	103	0	0	0	0	19	0	18
509	Elgin	0	0	0	22	0	0	0	0	0	0	53
512	Harper	0	0	0	105	0	0	1	0	0	0	5
540	Heartland	0	0	0	29	0	0	0	0	0	0	7
519	Highland	0	0	0	0	0	0	0	0	0	0	0
514	Illinois Central	0	0	0	80	0	0	0	0	29	0	3
529	Illinois Eastern	(0)	(0)	(0)	(10)	(54)	(0)	(0)	(0)	(0)	(0)	(0)
	Frontier	0	0	0	0	0	0	0	0	0	0	0
	Lincoln Trail	0	0	0	0	53	0	0	0	0	0	0
	Olney Central	0	0	0	0	1	0	0	0	0	0	0
	Wabash Valley	0	0	0	10	0	0	0	0	0	0	0
513	Illinois Valley	0	0	0	47	0	0	0	0	0	0	15
525	Joliet	1	0	0	96	0	14	0	16	0	0	0
520	Kankakee	0	0	0	15	0	0	0	0	0	0	0
501	Kaskaskia	0	0	0	60	0	0	0	0	0	0	0
523	Kishwaukee	0	0	0	23	0	0	0	0	0	0	8
532	Lake County	0	0	18	65	0	0	0	0	0	0	36
517	Lake Land	0	0	82	49	0	0	31	0	0	0	16
536	Lewis & Clark	0	0	0	0	0	0	0	0	0	0	0
526	Lincoln Land	0	0	0	37	0	0	0	0	0	0	0
530	Logan	0	0	0	79	0	0	0	0	0	0	17
528	McHenry	0	0	0	22	0	0	0	0	0	0	0
524	Moraine Valley	0	0	0	24	0	0	0	43	0	0	0
527	Morton	0	0	0	0	0	0	0	0	0	0	0
535	Oakton	0	0	0	68	0	0	0	0	0	0	83
505	Parkland	0	0	0	0	0	0	0	0	0	0	0
515	Prairie State	0	0	0	13	0	0	0	0	0	0	0
521	Rend Lake	0	0	0	44	0	0	0	0	0	0	0
537	Richland	0	0	0	0	0	3	0	0	0	0	45
511	Rock Valley	0	0	0	95	0	0	0	0	0	1	0
518	Sandburg	0	0	0	34	0	0	0	0	0	0	0
506	Sauk Valley	0	0	0	24	0	0	0	0	0	0	0
531	Shawnee	0	0	0	11	0	0	0	0	0	0	0
510	South Suburban	0	0	0	58	0	15	0	0	0	0	0
533	Southeastern	0	0	0	0	0	0	0	0	0	0	0
522	Southwestern	0	0	0	100	0	0	0	0	0	0	0
534	Spoon River	0	0	0	13	0	0	0	0	0	0	0
504	Triton	0	0	0	2	0	0	0	0	0	0	1
516	Waubonsee	0	0	0	50	3	0	0	0	2	1	4
539	Wood	0	0	0	0	0	0	0	0	0	0	0
	TOTALS	1	81	101	1,378	57	32	73	59	57	2	313

SOURCE OF DATA: Annual Enrollment & Completion Data (A1)

Illinois Community College Board
 Table III-3
 ANNUAL UNDUPLICATED ENROLLMENT BY ACADEMIC PROGRAM BY COLLEGE
 FOR FISCAL YEAR 2007

Dist. No.	District/College	Wir Qual/Wstwir Tech 12 150506	Envir/Pollution Tech 12 150507	Plastics Technology 12 150607	Industrial Tech/Technician 12 150612	Manufacturing Tech/Technician 12 150613	Quality Control Tech 12 150702	Mechanical Engr/Tech 12 150805	Comp-Aided Design 12 150810	Mining Tech 12 150901	Petroleum Tech 12 150903
503	Black Hawk	0	2	0	0	30	0	0	0	0	0
508	Chicago	(0)	(8)	(0)	(0)	(0)	(0)	(0)	(0)	(0)	(0)
	Daley	0	0	0	0	0	0	0	0	0	0
	Kennedy-King	0	0	0	0	0	0	0	0	0	0
	Malcolm X	0	0	0	0	0	0	0	0	0	0
	Olive-Harvey	0	0	0	0	0	0	0	0	0	0
	Truman	0	0	0	0	0	0	0	0	0	0
	Washington	0	0	0	0	0	0	0	0	0	0
	Wilbur Wright	0	8	0	0	0	0	0	0	0	0
507	Danville	0	0	0	0	26	0	0	0	0	0
502	DuPage	0	0	3	0	78	0	0	0	0	0
509	Elgin	0	0	3	0	0	0	0	0	0	0
512	Harper	0	0	0	0	0	0	10	0	0	0
540	Heartland	0	0	0	0	0	1	0	0	0	0
519	Highland	0	0	0	24	12	0	0	0	0	0
514	Illinois Central	0	0	0	0	83	0	59	0	0	0
529	Illinois Eastern	(0)	(0)	(0)	(3)	(32)	(40)	(0)	(0)	(57)	(0)
	Frontier	0	0	0	0	0	40	0	0	0	0
	Lincoln Trail	0	0	0	0	0	0	0	0	0	0
	Olney Central	0	0	0	0	0	0	0	0	0	0
	Wabash Valley	0	0	0	3	32	0	0	0	57	0
513	Illinois Valley	0	0	0	0	0	0	0	0	0	0
525	Joliet	2	0	0	0	71	0	116	0	0	0
520	Kankakee	0	0	0	0	0	0	0	0	0	0
501	Kaskaskia	0	0	0	0	0	0	0	0	0	0
523	Kishwaukee	0	0	0	0	0	0	0	0	0	0
532	Lake County	0	0	0	0	0	1	32	2	0	0
517	Lake Land	0	0	0	0	0	0	0	0	0	0
536	Lewis & Clark	0	0	0	0	20	0	0	0	0	63
526	Lincoln Land	0	0	0	0	4	0	0	0	0	0
530	Logan	0	0	0	7	0	0	0	0	0	0
528	McHenry	0	0	0	0	0	0	0	0	0	0
524	Moraine Valley	0	0	0	0	0	0	95	0	0	0
527	Morton	0	0	0	0	0	0	0	0	0	0
535	Oakton	0	0	0	0	0	0	147	0	0	0
505	Parkland	0	0	0	34	0	0	0	0	0	0
515	Prairie State	0	0	0	0	13	0	21	0	0	0
521	Rend Lake	0	0	0	0	2	0	0	0	0	0
537	Richland	0	0	0	0	0	0	0	0	0	0
511	Rock Valley	0	0	0	0	47	17	0	0	0	0
518	Sandburg	0	0	0	12	0	0	17	0	0	0
506	Sauk Valley	0	0	0	0	7	0	38	0	0	0
531	Shawnee	0	0	0	0	0	0	0	0	0	0
510	South Suburban	0	0	0	0	0	0	0	0	0	0
533	Southeastern	0	0	0	0	0	0	0	2	0	0
522	Southwestern	0	0	0	0	4	0	0	0	0	0
534	Spoon River	0	0	0	0	0	0	0	0	0	0
504	Triton	0	0	1	0	0	2	21	0	0	0
516	Waubonsee	0	0	0	0	0	0	0	0	0	0
539	Wood	0	0	0	0	0	0	0	0	0	0
	TOTALS	2	10	7	80	429	61	556	2	59	63

SOURCE OF DATA: Annual Enrollment & Completion Data (A1)

Illinois Community College Board
Table III-3
ANNUAL UNDUPLICATED ENROLLMENT BY ACADEMIC PROGRAM BY COLLEGE
FOR FISCAL YEAR 2007

Dist. No.	District/College	Constr/Building Tech 12 151001	Surveying 12 151102	Computer Engineering Tech/Technician 12 151201	Computer Tech/Computer Systems Tech 12 151202	Computer Software Tech/Technician 12 151204	Drafting/Design Tech/Technician, Gen 12 151301	CAD/CADD Drafting/Design Tech 12 151302	Architect Drafting & CAD/CADD 12 151303	Civil Drafting & CAD/CADD 12 151304	Electrical/Electronics Drafting CAD/CADD 12 151305	Mechanical Drafting & CAD/CADD 12 151306
503	Black Hawk	0	0	0	0	0	0	0	0	0	0	0
508	Chicago	(0)	(0)	(0)	(0)	(0)	(0)	(0)	(23)	(0)	(0)	(33)
	Daley	0	0	0	0	0	0	0	0	0	0	0
	Kennedy-King	0	0	0	0	0	0	0	0	0	0	1
	Malcolm X	0	0	0	0	0	0	0	0	0	0	0
	Olive-Harvey	0	0	0	0	0	0	0	0	0	0	0
	Truman	0	0	0	0	0	0	0	0	0	0	3
	Washington	0	0	0	0	0	0	0	13	0	0	0
	Wilbur Wright	0	0	0	0	0	0	0	10	0	0	29
507	Danville	10	0	0	0	0	0	28	0	0	0	0
502	DuPage	0	0	0	0	0	0	38	305	0	0	0
509	Elgin	0	0	0	6	0	0	85	0	0	0	0
512	Harper	0	0	0	20	0	0	1	131	0	0	0
540	Heartland	0	0	0	10	0	1	31	0	0	0	0
519	Highland	0	0	0	0	0	0	0	0	0	0	0
514	Illinois Central	66	0	0	3	0	0	5	4	0	0	0
529	Illinois Eastern	(0)	(0)	(0)	(0)	(0)	(0)	(0)	(1)	(0)	(0)	(0)
	Frontier	0	0	0	0	0	0	0	0	0	0	0
	Lincoln Trail	0	0	0	0	0	0	0	1	0	0	0
	Olney Central	0	0	0	0	0	0	0	0	0	0	0
	Wabash Valley	0	0	0	0	0	0	0	0	0	0	0
513	Illinois Valley	0	0	0	14	0	0	27	2	0	0	0
525	Joliet	90	0	0	2	4	0	0	0	0	0	0
520	Kankakee	23	0	0	0	0	0	37	0	0	0	0
501	Kaskaskia	0	0	0	0	0	0	8	20	0	4	24
523	Kishwaukee	0	0	0	0	0	0	39	0	0	0	3
532	Lake County	98	0	0	0	0	0	86	74	0	0	6
517	Lake Land	0	0	0	16	0	0	41	41	0	0	0
536	Lewis & Clark	0	0	0	0	0	0	68	0	0	0	0
526	Lincoln Land	0	0	8	3	0	0	13	32	0	0	0
530	Logan	0	0	0	0	0	1	48	0	1	0	0
528	McHenry	0	0	0	3	0	0	29	0	0	0	0
524	Moraine Valley	0	0	39	0	0	0	74	0	0	0	11
527	Morton	0	0	0	5	0	0	36	0	0	0	2
535	Oakton	0	0	0	21	1	0	66	147	0	0	0
505	Parkland	0	10	0	51	0	0	6	0	0	0	4
515	Prairie State	0	0	12	0	1	0	2	0	0	0	11
521	Rend Lake	0	1	4	58	0	0	3	50	0	0	0
537	Richland	0	0	0	0	0	0	0	0	0	0	57
511	Rock Valley	39	0	0	0	0	0	35	0	0	0	3
518	Sandburg	0	0	0	0	0	0	2	0	0	0	0
506	Sauk Valley	0	0	0	0	0	1	6	0	0	0	1
531	Shawnee	0	0	0	0	0	0	0	0	0	0	0
510	South Suburban	112	0	0	0	0	0	34	13	0	0	11
533	Southeastern	0	0	0	0	0	0	0	0	0	0	0
522	Southwestern	0	0	0	0	0	0	0	0	0	0	71
534	Spoon River	0	0	0	0	0	2	0	0	0	0	0
504	Triton	0	8	0	14	0	0	63	64	0	0	10
516	Waubensee	0	15	0	5	0	0	38	11	0	0	0
539	Wood	0	0	0	0	0	0	19	0	0	0	0
	TOTALS	438	34	63	231	6	5	968	918	1	4	247

SOURCE OF DATA: Annual Enrollment & Completion Data (A1)

Illinois Community College Board
Table III-3
ANNUAL UNDUPLICATED ENROLLMENT BY ACADEMIC PROGRAM BY COLLEGE
FOR FISCAL YEAR 2007

Dist. No.	District/College	Engineering Tech/Technician, Other 12 159999	Foreign Lang Interp 12 160103	Sign Language Interpretation/Translator 12 161603	Food Service Systems Admin/Mgmt 12 190505	Home Furnishings/Equip Installers 12 190605	Housing/Human Environments, Other 12 190699	Adult Development & Aging 12 190702	Child Care & Support Services Mgmt 12 190708	Childcare Provider/Asst 12 190709	Human Dvlp. Family Studies 12 190799	Fashion/Fabric Consultant 12 190906	Family Consumer Sci/Human Sci 12 199999
503	Black Hawk	0	0	13	0	20	0	0	0	114	0	0	0
508	Chicago	(1,246)	(0)	(0)	(1,183)	(0)	(0)	(0)	(0)	(937)	(0)	(0)	(4)
	Daley	24	0	0	0	0	0	0	0	247	0	0	0
	Kennedy-King	240	0	0	0	0	0	0	0	172	0	0	0
	Malcolm X	40	0	0	0	0	0	0	0	106	0	0	0
	Olive-Harvey	26	0	0	0	0	0	0	0	178	0	0	1
	Truman	25	0	0	0	0	0	0	0	69	0	0	2
	Washington	238	0	0	1,183	0	0	0	0	165	0	0	0
	Wilbur Wright	30	0	0	0	0	0	0	0	0	0	0	1
507	Danville	60	0	0	0	0	0	0	0	74	3	0	0
502	DuPage	29	0	0	0	298	0	0	125	259	0	126	0
509	Elgin	16	0	0	0	0	0	0	0	90	0	0	16
512	Harper	0	0	172	0	259	0	0	0	392	0	181	0
540	Heartland	0	0	0	0	0	0	0	0	87	0	0	0
519	Highland	0	0	0	0	0	0	0	0	56	0	0	0
514	Illinois Central	10	0	41	0	4	0	0	0	232	0	0	11
529	Illinois Eastern	(13,890)	(0)	(0)	(0)	(0)	(127)	(0)	(0)	(28)	(0)	(0)	(37)
	Frontier	29	0	0	0	0	0	0	0	0	0	0	0
	Lincoln Trail	19	0	0	0	0	127	0	0	0	0	0	10
	Olney Central	134	0	0	0	0	0	0	0	0	0	0	4
	Wabash Valley	13,708	0	0	0	0	0	0	0	28	0	0	23
513	Illinois Valley	5	0	0	0	0	12	0	0	61	0	0	4
525	Joliet	1,130	0	0	0	124	0	0	0	179	0	0	4
520	Kankakee	34	0	0	0	0	0	0	0	94	0	0	0
501	Kaskaskia	384	0	0	0	0	39	0	0	116	0	0	2
523	Kishwaukee	60	0	0	0	0	0	0	0	42	0	0	0
532	Lake County	185	0	0	0	0	0	0	0	264	0	0	3
517	Lake Land	0	0	0	0	0	117	0	0	200	0	0	0
536	Lewis & Clark	0	0	0	0	0	0	4	0	90	0	0	0
526	Lincoln Land	0	0	0	0	0	0	0	0	98	0	0	0
530	Logan	783	0	54	0	0	0	0	0	136	0	0	0
528	McHenry	10	0	0	0	0	0	0	0	159	0	0	39
524	Moraine Valley	936	0	0	0	0	0	0	0	208	0	0	0
527	Morton	963	0	0	0	0	0	0	0	158	0	0	0
535	Oakton	0	0	0	0	0	0	0	0	549	0	0	0
505	Parkland	76	0	0	0	0	0	0	0	128	0	0	38
515	Prairie State	0	0	0	0	2	0	0	0	95	0	0	0
521	Rend Lake	4	0	0	0	0	45	0	0	89	0	0	27
537	Richland	8	0	0	0	0	211	0	0	76	0	0	0
511	Rock Valley	2	0	0	0	0	0	0	0	108	0	0	0
518	Sandburg	0	0	0	0	0	18	0	0	95	0	0	0
506	Sauk Valley	0	0	0	0	0	0	0	0	54	0	0	0
531	Shawnee	0	0	0	0	0	0	0	0	98	0	0	0
510	South Suburban	11	0	0	0	0	0	0	0	250	0	0	0
533	Southeastern	0	0	0	0	0	101	0	0	63	0	0	0
522	Southwestern	834	0	92	0	0	0	0	0	305	0	0	839
534	Spoon River	71	0	0	0	0	0	0	0	1	0	0	0
504	Triton	48	0	0	0	72	0	0	0	360	0	0	110
516	Waubensee	87	8	115	0	0	0	0	0	191	0	0	0
539	Wood	0	0	0	0	0	0	0	0	73	0	0	0
	TOTALS	20,259	8	487	1,183	779	670	4	125	6,609	3	307	1,134

SOURCE OF DATA: Annual Enrollment & Completion Data (A1)

Illinois Community College Board
Table III-3
ANNUAL UNDUPLICATED ENROLLMENT BY ACADEMIC PROGRAM BY COLLEGE
FOR FISCAL YEAR 2007

Dist. No.	District/College	Legal Admin Asst./Secretary 12.220301	Legal Asst./Paralegal 12.220302	Court Reporter 12.220303	Technical & Business Writing 12.231101	Library Assistant/Technician 12.250301	Library Science, Other 12.259999	Accounting/Computer Science 12.301601	Parks, Recreation, & Leisure Studies 12.310101	Parks/ Rec/Leisure Facil Mgmt 12.310301	Health/Phys Ed/Fitness, Gen 12.310501
503	Black Hawk	8	2	0	2	0	0	0	0	0	0
508	Chicago	(0)	(21)	(0)	(0)	(7)	(0)	(0)	(0)	(0)	(0)
	Daley	0	0	0	0	0	0	0	0	0	0
	Kennedy-King	0	0	0	0	0	0	0	0	0	0
	Malcolm X	0	0	0	0	0	0	0	0	0	0
	Olive-Harvey	0	0	0	0	0	0	0	0	0	0
	Truman	0	0	0	0	0	0	0	0	0	0
	Washington	0	0	0	0	0	0	0	0	0	0
	Wilbur Wright	0	21	0	0	7	0	0	0	0	0
507	Danville	0	0	0	0	0	0	0	0	0	0
502	DuPage	13	0	0	14	183	0	0	1	0	0
509	Elgin	6	170	0	0	0	0	0	0	0	0
512	Harper	14	310	0	0	0	0	0	0	0	0
540	Heartland	0	0	0	0	0	0	0	0	0	0
519	Highland	0	0	0	0	0	0	0	0	0	0
514	Illinois Central	0	137	0	0	31	2	0	0	0	0
529	Illinois Eastern	(0)	(0)	(8)	(0)	(0)	(0)	(29)	(0)	(0)	(0)
	Frontier	0	0	0	0	0	0	1	0	0	0
	Lincoln Trail	0	0	0	0	0	0	0	0	0	0
	Olney Central	0	0	0	0	0	0	28	0	0	0
	Wabash Valley	0	0	8	0	0	0	0	0	0	0
513	Illinois Valley	0	0	0	0	0	0	0	0	0	0
525	Joliet	14	0	0	0	21	0	0	0	0	0
520	Kankakee	0	57	0	0	0	0	0	0	0	0
501	Kaskaskia	1	0	0	0	0	0	0	0	0	0
523	Kishwaukee	3	0	0	0	0	0	0	0	0	0
532	Lake County	0	215	0	121	22	7	0	0	0	0
517	Lake Land	17	0	0	0	0	0	0	0	0	0
536	Lewis & Clark	17	106	0	0	1	0	0	0	0	0
526	Lincoln Land	19	0	0	0	0	0	0	0	0	0
530	Logan	4	0	5	0	0	0	0	0	0	0
528	McHenry	10	0	0	0	0	0	0	0	0	66
524	Moraine Valley	21	0	0	0	0	0	0	0	24	0
527	Morton	0	0	0	0	0	0	0	0	0	0
535	Oakton	0	0	0	0	0	0	0	0	0	0
505	Parkland	0	0	0	0	0	0	0	0	0	0
515	Prairie State	0	0	0	0	0	0	0	0	0	2
521	Rend Lake	0	0	0	0	0	0	0	0	0	0
537	Richland	2	0	0	0	0	0	0	0	0	0
511	Rock Valley	11	0	0	0	3	0	2	0	0	0
518	Sandburg	6	0	0	0	0	0	0	0	0	0
506	Sauk Valley	13	0	0	0	0	0	0	0	0	0
531	Shawnee	8	0	0	0	0	0	0	0	0	0
510	South Suburban	0	209	132	0	0	0	1	0	0	0
533	Southeastern	0	0	0	0	0	0	0	0	2	0
522	Southwestern	12	326	0	0	0	0	0	0	0	0
534	Spoon River	0	0	0	0	0	0	0	0	0	0
504	Triton	0	0	0	0	0	0	0	0	0	0
516	Waubonsee	9	0	0	0	0	0	0	0	0	10
539	Wood	9	0	0	0	0	0	0	0	0	0
	TOTALS	217	1,553	145	137	268	9	32	1	26	78

SOURCE OF DATA: Annual Enrollment & Completion Data (A1)

Illinois Community College Board
Table III-3
ANNUAL UNDUPLICATED ENROLLMENT BY ACADEMIC PROGRAM BY COLLEGE
FOR FISCAL YEAR 2007

Dist. No.	District/College	Kinesiology & Exercise Science 12 310505	Parks/Rec/Leisure & Fitness Studies, Other 12 319999	Job-Seeking/Changing Skills 12 320105	Aircraft Pilot 12 360119	Biology/Biotechnology Lab Technician 12 410101	Nuclear Power Technology/Technician 12 410205	Chemical Technology/Technician 12 410301	Science Technology/Technician, Other 12 419999	Corrections 12 430102	Criminal Justice/Law Enforcement Admin 12 430103	Criminal Justice/Safety Studies 12 430104
503	Black Hawk	0	0	0	0	0	0	0	0	0	0	0
508	Chicago	(0)	(0)	(67)	(0)	(7)	(0)	(1)	(0)	(0)	(0)	(425)
	Daley	0	0	0	0	0	0	0	0	0	0	314
	Kennedy-King	0	0	0	0	0	0	0	0	0	0	0
	Malcolm X	0	0	0	0	0	0	0	0	0	0	0
	Olive-Harvey	0	0	0	0	0	0	0	0	0	0	0
	Truman	0	0	0	0	7	0	1	0	0	0	26
	Washington	0	0	67	0	0	0	0	0	0	0	30
	Wilbur Wright	0	0	0	0	0	0	0	0	0	0	55
507	Danville	0	0	0	0	0	0	0	0	6	0	0
502	DuPage	0	0	0	0	0	0	0	0	0	0	0
509	Elgin	16	0	0	0	0	0	0	0	0	0	0
512	Harper	0	0	0	0	0	0	0	0	0	0	0
540	Heartland	0	0	0	0	0	0	0	0	13	0	41
519	Highland	0	0	0	0	0	0	0	0	0	0	0
514	Illinois Central	0	0	0	0	0	0	0	0	2	0	0
529	Illinois Eastern	(0)	(0)	(0)	(0)	(0)	(0)	(0)	(0)	(14)	(68)	(0)
	Frontier	0	0	0	0	0	0	0	0	3	0	0
	Lincoln Trail	0	0	0	0	0	0	0	0	8	1	0
	Olney Central	0	0	0	0	0	0	0	0	1	67	0
	Wabash Valley	0	0	0	0	0	0	0	0	2	0	0
513	Illinois Valley	0	0	0	0	0	0	0	474	0	0	0
525	Joliet	0	0	0	0	0	3	0	0	12	0	205
520	Kankakee	0	0	0	0	0	0	0	0	0	0	0
501	Kaskaskia	0	0	0	0	0	0	0	0	0	166	0
523	Kishwaukee	0	0	0	0	0	0	0	0	7	0	56
532	Lake County	0	0	0	0	0	0	4	3	0	0	0
517	Lake Land	0	0	0	0	0	0	0	0	2	0	0
536	Lewis & Clark	32	0	0	0	0	0	0	0	0	0	0
526	Lincoln Land	0	0	0	0	0	0	0	0	0	0	7
530	Logan	0	0	0	0	0	0	0	0	0	0	0
528	McHenry	0	0	0	0	0	0	0	0	0	0	0
524	Moraine Valley	33	0	0	0	0	0	0	0	0	0	0
527	Morton	0	0	0	0	0	0	0	0	0	0	0
535	Oakton	0	0	0	0	0	0	0	0	0	0	0
505	Parkland	0	0	0	0	0	0	0	0	0	0	0
515	Prairie State	49	0	0	0	0	0	0	0	0	0	0
521	Rend Lake	0	0	0	0	0	0	0	0	2	0	0
537	Richland	0	0	0	0	0	0	0	0	2	0	0
511	Rock Valley	0	0	0	0	0	0	0	0	0	0	0
518	Sandburg	0	0	0	0	0	0	0	0	0	0	0
506	Sauk Valley	0	0	0	0	0	0	0	0	20	0	0
531	Shawnee	0	0	0	0	0	0	0	0	1	0	0
510	South Suburban	59	0	0	0	0	0	0	0	0	0	254
533	Southeastern	0	0	0	0	0	0	0	0	7	0	0
522	Southwestern	0	0	0	2	0	0	18	0	0	435	0
534	Spoon River	0	0	0	0	0	0	0	0	0	0	0
504	Triton	57	1	0	0	0	0	0	0	0	709	0
516	Waubensee	6	0	0	0	0	0	0	0	0	0	0
539	Wood	0	0	0	0	0	0	0	0	0	0	0
	TOTALS	252	1	67	2	7	3	23	477	88	1,378	988

SOURCE OF DATA: Annual Enrollment & Completion Data (A1)

Illinois Community College Board
Table III-3
ANNUAL UNDUPLICATED ENROLLMENT BY ACADEMIC PROGRAM BY COLLEGE
FOR FISCAL YEAR 2007

Dist. No.	District/College	Forensic Science & Technology 12.430106	Criminal Justice/Police Science 12.430107	Security/Loss Prevention Svcs 12.430109	Juvenile Corrections 12.430110	Criminalistics & Criminal Science 12.430111	Securities Services Admin/Mgmt 12.430112	Corrections Admin 12.430113	Corrections & Criminal Justice, Other 12.430199	Fire Protection Safety Tech/Technician 12.430201	Fire Services Admin 12.430202	Fire Science/Firefighting 12.430203
503	Black Hawk	0	84	0	0	0	0	0	0	25	0	
508	Chicago	(0)	(403)	(1)	(0)	(16)	(0)	(0)	(0)	(0)	(92)	
	Daley	0	0	1	0	0	0	0	0	0	0	
	Kennedy-King	0	0	0	0	0	0	0	0	0	0	
	Malcolm X	0	0	0	0	0	0	0	0	0	0	
	Olive-Harvey	0	0	0	0	0	0	0	0	0	0	
	Truman	0	0	0	0	0	0	0	0	0	0	
	Washington	0	403	0	0	0	0	0	0	0	92	
	Wilbur Wright	0	0	0	0	16	0	0	0	0	0	
507	Danville	0	125	0	4	0	0	0	0	0	33	
502	DuPage	0	394	0	0	0	0	0	302	9	71	
509	Elgin	0	194	0	0	0	0	18	0	0	148	
512	Harper	0	515	0	0	0	0	0	0	0	276	
540	Heartland	0	0	0	0	0	0	0	0	0	0	
519	Highland	0	0	0	0	0	0	0	0	0	0	
514	Illinois Central	124	122	8	4	0	0	0	0	0	197	
529	Illinois Eastern	(4)	(4)	(0)	(6)	(0)	(0)	(0)	(0)	(0)	(92)	
	Frontier	0	4	0	1	0	0	0	0	0	92	
	Lincoln Trail	0	0	0	3	0	0	0	0	0	0	
	Olney Central	4	0	0	1	0	0	0	0	0	0	
	Wabash Valley	0	0	0	1	0	0	0	0	0	0	
513	Illinois Valley	34	92	0	0	0	0	0	0	0	0	
525	Joliet	0	141	0	0	0	0	0	0	5	221	
520	Kankakee	0	83	0	0	0	0	0	0	0	0	
501	Kaskaskia	0	0	0	3	0	0	0	0	0	0	
523	Kishwaukee	0	0	0	0	0	0	0	0	0	2	
532	Lake County	0	215	0	0	0	0	0	0	0	141	
517	Lake Land	0	0	0	7	0	0	0	0	0	0	
536	Lewis & Clark	0	195	0	0	0	0	0	0	0	84	
526	Lincoln Land	0	118	151	0	0	0	0	6	2	87	
530	Logan	0	336	0	1	0	0	0	0	0	0	
528	McHenry	0	124	0	0	0	0	0	0	7	139	
524	Moraine Valley	0	823	13	0	0	0	0	0	9	158	
527	Morton	0	270	0	0	0	0	0	0	0	0	
535	Oakton	0	337	0	0	0	0	0	0	0	256	
505	Parkland	0	179	0	0	0	0	0	0	0	56	
515	Prairie State	0	103	0	0	0	0	0	0	0	97	
521	Rend Lake	0	84	0	0	0	0	0	0	0	1	
537	Richland	0	100	0	0	0	0	0	0	0	42	
511	Rock Valley	0	104	0	0	0	0	0	1	1	61	
518	Sandburg	0	86	0	0	0	0	0	0	0	0	
506	Sauk Valley	0	34	0	0	0	0	0	0	0	0	
531	Shawnee	56	13	0	1	0	0	0	0	0	4	
510	South Suburban	0	28	0	13	0	0	0	0	0	1	
533	Southeastern	0	77	0	1	0	0	0	0	0	198	
522	Southwestern	0	79	0	0	0	2	0	0	27	301	
534	Spoon River	0	2	0	0	0	0	0	0	0	0	
504	Triton	0	0	3	0	0	0	15	0	0	147	
516	Waubonsee	0	228	3	0	0	0	0	0	3	137	
539	Wood	0	11	0	1	0	0	0	0	0	57	
	TOTALS	218	5,703	179	41	16	2	15	18	309	88	3,099

SOURCE OF DATA: Annual Enrollment & Completion Data (A1)

Illinois Community College Board
Table III-3
ANNUAL UNDUPLICATED ENROLLMENT BY ACADEMIC PROGRAM BY COLLEGE
FOR FISCAL YEAR 2007

Dist. No.	District/College	Civil Defense 12 430301	Security & Protective Svcs, Other 12 439999	Public Administration 12 440401	Social Work 12 440701	Public Admin/Soc Svcs, Other 12 449999	Construction Trades, General 12 460000	Mason/Masonry 12 460101	Carpentry/Carpenter 12 460201	Electrical & Power Transmission Installation/Installer 12 460301	Electrician 12 460302	Lineworker 12 460303
503	Black Hawk	0	0	0	0	0	0	0	7	0	5	0
508	Chicago	(0)	(0)	(0)	(45)	(16)	(0)	(79)	(76)	(0)	(631)	(18)
	Daley	0	0	0	0	0	0	0	0	0	631	0
	Kennedy-King	0	0	0	23	0	0	79	76	0	0	18
	Malcolm X	0	0	0	0	0	0	0	0	0	0	0
	Olive-Harvey	0	0	0	0	2	0	0	0	0	0	0
	Truman	0	0	0	0	2	0	0	0	0	0	0
	Washington	0	0	0	19	12	0	0	0	0	0	0
	Wilbur Wright	0	0	0	3	0	0	0	0	0	0	0
507	Danville	0	0	0	2	57	0	0	0	0	0	0
502	DuPage	0	0	0	229	0	0	0	0	0	8	0
509	Elgin	0	0	0	279	0	0	0	0	0	0	0
512	Harper	0	0	0	0	0	0	0	0	0	0	0
540	Heartland	0	0	0	0	0	0	0	0	0	49	0
519	Highland	0	0	0	0	0	0	0	0	0	0	0
514	Illinois Central	0	42	0	0	139	13	0	0	0	0	0
529	Illinois Eastern	(20)	(0)	(0)	(62)	(1)	(1)	(0)	(0)	(0)	(0)	(0)
	Frontier	20	0	0	0	1	0	0	0	0	0	0
	Lincoln Trail	0	0	0	0	0	1	0	0	0	0	0
	Olney Central	0	0	0	0	0	0	0	0	0	0	0
	Wabash Valley	0	0	0	62	0	0	0	0	0	0	0
513	Illinois Valley	0	0	0	37	71	0	0	0	0	263	0
525	Joliet	0	0	0	0	2	42	0	0	0	8	0
520	Kankakee	7	0	0	0	34	0	0	0	0	0	52
501	Kaskaskia	0	0	0	0	143	42	0	24	0	0	0
523	Kishwaukee	0	29	0	0	4	0	0	7	0	10	0
532	Lake County	6	124	0	23	453	0	0	0	0	31	0
517	Lake Land	0	0	0	143	0	151	0	0	0	0	0
536	Lewis & Clark	0	0	0	0	0	0	0	1	0	34	0
526	Lincoln Land	0	0	0	0	0	0	0	0	0	0	0
530	Logan	0	0	0	0	139	0	0	158	0	22	0
528	McHenry	0	52	0	0	0	0	0	0	0	0	0
524	Moraine Valley	0	0	0	0	2,585	0	0	0	0	0	0
527	Morton	0	0	0	0	0	0	0	0	0	0	0
535	Oakton	0	0	5	104	0	0	0	0	0	0	0
505	Parkland	0	8	0	67	11	3	8	79	0	55	0
515	Prairie State	0	0	0	0	0	0	0	0	0	123	0
521	Rend Lake	0	2	0	0	1	82	0	0	0	12	0
537	Richland	0	0	0	0	2	80	0	0	5	72	6
511	Rock Valley	0	0	0	101	1	10	0	1	0	38	0
518	Sandburg	0	0	0	28	0	0	0	5	0	0	0
506	Sauk Valley	0	0	0	28	0	0	0	0	0	0	0
531	Shawnee	0	0	0	50	2	0	0	0	0	5	0
510	South Suburban	0	1,248	0	112	3	18	0	0	0	0	0
533	Southeastern	0	0	0	0	0	75	0	27	0	3	0
522	Southwestern	0	0	0	72	1	238	57	481	1	270	0
534	Spoon River	0	0	0	0	0	0	0	0	0	0	0
504	Triton	0	25	0	0	1	0	0	0	0	20	0
516	Waubonsee	6	0	0	62	2	0	0	0	0	97	0
539	Wood	0	0	0	0	1	0	0	0	0	51	0
	TOTALS	39	1,530	5	1,444	3,669	755	144	866	6	1,807	76

SOURCE OF DATA: Annual Enrollment & Completion Data (A1)

Illinois Community College Board
Table III-3
ANNUAL UNDUPLICATED ENROLLMENT BY ACADEMIC PROGRAM BY COLLEGE
FOR FISCAL YEAR 2007

Dist. No.	District/College	Bldg/Prop Maint Mgr 12 460401	Concrete Finishing/Finisher 12 460402	Building Home/Construction Inspection 12 460403	Painter & Wallcoverer 12 460408	Building/Construction Site Mgt 12 460499	Pipefitting/Pipefitter & Sprinkler Fitter 12 460502	Construction Trades, Other 12 469999	Electrical/Electronic Equip Install/Repair, General 12 470101	Communication System Install/Repair 12 470103	Computer Install/Repair 12 470104
503	Black Hawk	0	0	0	0	0	0	0	0	0	0
508	Chicago	(0)	(0)	(0)	(1)	(0)	(36)	(0)	(0)	(0)	(16)
	Daley	0	0	0	0	0	0	0	0	0	1
	Kennedy-King	0	0	0	1	0	36	0	0	0	0
	Malcolm X	0	0	0	0	0	0	0	0	0	0
	Olive-Harvey	0	0	0	0	0	0	0	0	0	0
	Truman	0	0	0	0	0	0	0	0	0	0
	Washington	0	0	0	0	0	0	0	0	0	0
	Wilbur Wright	0	0	0	0	0	0	0	0	0	15
507	Danville	0	0	0	0	0	0	0	0	0	0
502	DuPage	33	0	0	0	0	0	0	0	17	328
509	Elgin	0	0	0	0	0	0	0	0	0	9
512	Harper	53	0	33	0	0	0	0	61	0	0
540	Heartland	0	0	0	0	0	0	0	0	0	0
519	Highland	0	0	0	0	0	0	0	0	0	13
514	Illinois Central	0	0	0	0	0	0	0	6	0	1
529	Illinois Eastern	(0)	(0)	(0)	(0)	(0)	(0)	(0)	(0)	(0)	(7)
	Frontier	0	0	0	0	0	0	0	0	0	0
	Lincoln Trail	0	0	0	0	0	0	0	0	0	1
	Olney Central	0	0	0	0	0	0	0	0	0	6
	Wabash Valley	0	0	0	0	0	0	0	0	0	0
513	Illinois Valley	0	0	0	0	0	0	0	0	0	0
525	Joliet	0	0	0	0	0	0	0	0	0	8
520	Kankakee	0	0	0	0	0	0	0	0	0	0
501	Kaskaskia	0	0	0	0	0	0	0	0	0	0
523	Kishwaukee	2	0	0	0	0	0	35	0	0	5
532	Lake County	0	0	0	0	0	0	0	0	0	24
517	Lake Land	31	0	0	0	0	0	0	0	26	0
536	Lewis & Clark	0	0	0	0	0	0	0	0	0	15
526	Lincoln Land	48	0	0	0	0	0	0	0	0	0
530	Logan	0	0	0	0	0	0	0	0	0	67
528	McHenry	0	0	48	0	0	0	1	0	0	3
524	Moraine Valley	0	0	0	0	0	0	0	0	0	0
527	Morton	0	0	0	0	0	0	0	0	0	17
535	Oakton	28	0	0	0	0	0	0	0	5	0
505	Parkland	14	0	0	1	5	1	95	0	0	0
515	Prairie State	0	0	0	0	0	0	0	0	0	4
521	Rend Lake	1	0	0	0	0	0	0	0	0	0
537	Richland	0	0	0	0	0	0	0	0	0	1
511	Rock Valley	0	0	0	0	0	0	0	0	0	0
518	Sandburg	0	0	0	0	0	0	0	0	0	0
506	Sauk Valley	0	0	0	0	0	0	0	5	0	0
531	Shawnee	0	0	0	0	0	0	0	0	0	8
510	South Suburban	0	0	27	0	0	0	1	0	0	0
533	Southeastern	0	0	0	0	0	0	0	0	0	3
522	Southwestern	0	26	0	88	0	93	0	0	3	5
534	Spoon River	0	0	0	0	0	0	0	0	0	0
504	Triton	0	0	0	0	0	0	19	0	0	0
516	Waubensee	3	0	0	0	0	0	0	0	0	2
539	Wood	0	0	0	0	0	0	0	0	0	0
	TOTALS	213	26	108	90	5	130	151	72	51	536

SOURCE OF DATA: Annual Enrollment & Completion Data (A1)

Illinois Community College Board
Table III-3
ANNUAL UNDUPLICATED ENROLLMENT BY ACADEMIC PROGRAM BY COLLEGE
FOR FISCAL YEAR 2007

Dist. No.	District/College	Industrial Electronics Tech/Technician 12.470105	Appliance Install/Repair Tech/Technician 12.470106	Heating/AC/Ventilation/Refrigeration Maintenance Tech 12.470201	Heavy Equip Maint/Repair 12.470302	Industrial Mechanic/Maintenance Technology 12.470303	Autobody/Collision Repair Tech 12.470603	Automotive Mechanics Tech 12.470604	Diesel Mechanics Technology 12.470605	Small Engine Mechanics/Repair Tech 12.470606	Airframe Mechanics/Aircraft Maint Tech 12.470607
503	Black Hawk	0	0	18	0	0	10	31	10	0	0
508	Chicago	(0)	(8)	(58)	(0)	(323)	(3)	(153)	(0)	(0)	(9)
	Daley	0	0	0	0	93	0	0	0	0	9
	Kennedy-King	0	0	58	0	190	3	106	0	0	0
	Malcolm X	0	0	0	0	0	0	0	0	0	0
	Olive-Harvey	0	0	0	0	0	0	0	0	0	0
	Truman	0	8	0	0	0	0	47	0	0	0
	Washington	0	0	0	0	0	0	0	0	0	0
	Wilbur Wright	0	0	0	0	40	0	0	0	0	0
507	Danville	32	0	23	0	15	0	57	0	0	0
502	DuPage	74	0	171	0	0	0	304	0	0	7
509	Elgin	0	0	215	0	22	0	213	0	0	0
512	Harper	38	0	149	0	0	0	0	0	3	0
540	Heartland	0	0	5	0	34	0	0	0	0	0
519	Highland	0	0	0	0	1	34	47	0	0	0
514	Illinois Central	4	0	145	0	9	0	146	66	0	0
529	Illinois Eastern	(0)	(0)	(2)	(0)	(54)	(25)	(43)	(24)	(0)	(0)
	Frontier	0	0	0	0	0	0	14	0	0	0
	Lincoln Trail	0	0	0	0	0	0	0	0	0	0
	Olney Central	0	0	2	0	54	25	28	0	0	0
	Wabash Valley	0	0	0	0	0	0	1	24	0	0
513	Illinois Valley	0	0	32	0	12	0	58	0	0	0
525	Joliet	153	0	44	53	46	0	216	0	0	0
520	Kankakee	46	0	48	0	16	0	40	0	0	0
501	Kaskaskia	0	0	38	0	36	30	33	0	0	0
523	Kishwaukee	0	0	0	0	0	28	50	0	0	0
532	Lake County	12	0	226	0	37	45	278	0	0	0
517	Lake Land	0	0	43	0	0	71	177	0	1	0
536	Lewis & Clark	5	0	0	0	2	1	99	0	0	0
526	Lincoln Land	46	0	46	0	0	73	88	0	0	5
530	Logan	0	0	70	0	39	57	93	0	0	0
528	McHenry	0	0	0	0	0	0	110	0	0	0
524	Moraine Valley	1	0	191	0	23	0	238	0	0	0
527	Morton	0	0	41	0	0	0	68	0	0	0
535	Oakton	0	0	58	0	0	0	102	0	0	0
505	Parkland	14	0	15	0	0	83	148	57	0	0
515	Prairie State	0	0	51	0	19	9	95	0	0	0
521	Rend Lake	0	0	0	43	54	1	110	3	0	0
537	Richland	13	0	43	0	2	0	30	0	0	0
511	Rock Valley	0	0	0	0	0	0	71	0	0	91
518	Sandburg	0	0	0	0	0	30	54	10	0	0
506	Sauk Valley	36	0	40	0	0	0	0	0	0	0
531	Shawnee	0	1	1	0	0	1	32	0	0	0
510	South Suburban	0	0	0	0	0	0	0	3	0	0
533	Southeastern	0	0	2	0	3	35	77	143	0	0
522	Southwestern	9	0	248	0	0	105	0	0	0	58
534	Spoon River	2	0	0	0	0	0	24	0	0	0
504	Triton	0	0	214	0	5	0	326	1	0	0
516	Waubonsee	0	0	113	0	26	66	112	0	0	0
539	Wood	0	0	0	0	0	0	0	0	0	0
	TOTALS	485	9	2,350	96	778	707	3,723	317	4	170

SOURCE OF DATA: Annual Enrollment & Completion Data (A1)

Illinois Community College Board
Table III-3
ANNUAL UNDUPLICATED ENROLLMENT BY ACADEMIC PROGRAM BY COLLEGE
FOR FISCAL YEAR 2007

Dist. No.	District/College	Aircraft Powerplant Tech/Technician 12 470608	Avionics Maintenance Tech 12 470609	Vehicle Maintenance/Repair Tech, Other 12 479999	Machine Tool Tech/Machinist 12 480501	Machine Shop Technology/Asst 12 480503	Sheet Metal Technology 12 480506	Tool & Die Technology 12 480507	Welding Technology 12 480508	Ironworker 12 480509	Numerical Control 12 480520
503	Black Hawk	0	0	0	41	0	0	3	41	0	0
508	Chicago	(0)	(0)	(0)	(33)	(0)	(0)	(0)	(27)	(0)	(0)
	Daley	0	0	0	33	0	0	0	0	0	0
	Kennedy-King	0	0	0	0	0	0	0	27	0	0
	Malcolm X	0	0	0	0	0	0	0	0	0	0
	Olive-Harvey	0	0	0	0	0	0	0	0	0	0
	Truman	0	0	0	0	0	0	0	0	0	0
	Washington	0	0	0	0	0	0	0	0	0	0
	Wilbur Wright	0	0	0	0	0	0	0	0	0	0
507	Danville	0	0	0	4	0	0	0	61	0	0
502	DuPage	0	0	0	0	0	0	1	57	0	0
509	Elgin	0	0	0	13	0	0	3	92	0	0
512	Harper	0	0	0	0	0	0	0	1	0	0
540	Heartland	0	0	0	5	0	0	0	5	0	0
519	Highland	0	0	0	0	0	0	0	19	0	0
514	Illinois Central	0	0	0	16	0	0	0	135	0	0
529	Illinois Eastern	(0)	(0)	(0)	(0)	(16)	(0)	(0)	(17)	(0)	(0)
	Frontier	0	0	0	0	0	0	0	0	0	0
	Lincoln Trail	0	0	0	0	0	0	0	0	0	0
	Olney Central	0	0	0	0	0	0	0	17	0	0
	Wabash Valley	0	0	0	0	16	0	0	0	0	0
513	Illinois Valley	0	0	0	5	0	22	1	21	0	0
525	Joliet	0	0	0	0	0	0	0	62	0	0
520	Kankakee	0	0	0	7	0	0	1	27	0	0
501	Kaskaskia	0	0	0	0	0	0	0	15	0	0
523	Kishwaukee	0	0	142	1	0	0	3	31	0	0
532	Lake County	0	0	117	18	0	0	0	79	0	0
517	Lake Land	0	0	0	0	0	0	0	23	0	0
536	Lewis & Clark	0	0	0	14	0	1	0	44	0	0
526	Lincoln Land	2	15	0	0	0	0	0	52	0	0
530	Logan	0	0	0	0	1	0	9	48	0	0
528	McHenry	0	0	39	0	0	0	0	0	0	0
524	Moraine Valley	0	0	1	0	0	0	0	100	0	0
527	Morton	0	0	0	0	0	0	0	0	0	0
535	Oakton	0	0	0	9	0	0	1	0	0	0
505	Parkland	0	0	79	0	0	0	0	0	0	0
515	Prairie State	0	0	0	6	0	0	8	57	0	0
521	Rend Lake	0	0	0	0	0	0	0	58	0	0
537	Richland	0	0	0	0	0	0	0	54	0	0
511	Rock Valley	1	0	0	0	3	34	31	29	0	0
518	Sandburg	0	0	0	4	0	0	0	79	0	2
506	Sauk Valley	0	0	0	8	0	0	0	35	0	0
531	Shawnee	0	0	0	0	0	0	0	19	0	0
510	South Suburban	0	0	0	0	0	0	0	0	0	0
533	Southeastern	0	0	0	0	0	0	0	121	0	0
522	Southwestern	0	8	0	121	0	40	0	350	36	0
534	Spoon River	0	0	0	0	0	0	0	6	0	0
504	Triton	0	0	257	5	0	1	4	45	0	0
516	Waubonsee	0	0	0	0	0	0	0	65	0	0
539	Wood	0	0	0	0	0	0	0	0	0	0
	TOTALS	3	23	635	310	20	98	65	1,875	36	2

SOURCE OF DATA: Annual Enrollment & Completion Data (A1)

Illinois Community College Board
Table III-3
ANNUAL UNDUPLICATED ENROLLMENT BY ACADEMIC PROGRAM BY COLLEGE
FOR FISCAL YEAR 2007

Dist. No.	District/College	Cabinet making & Millwork/Millwright 12.480703	Precision Production, Other 12.489999	Airline/Commercial/Professional Pilot & Flight Crew 12.490102	Aviation Management & Operations 12.490104	Truck & Bus Driver/Commercial Vehicle Operation 12.490205	Railroad Technology 12.490410	Transportation/Materials Moving, Other 12.499999	Design/Visual Communications, General 12.500401	Commercial & Advertising/Art 12.500402	Commercial Photography 12.500406	Graphic Design 12.500409
503	Black Hawk	0	0	0	0	41	0	0	0	0	0	0
508	Chicago	(0)	(0)	(0)	(0)	(2,675)	(5)	(0)	(0)	(11)	(1)	(0)
	Daley	0	0	0	0	0	5	0	0	9	0	0
	Kennedy-King	0	0	0	0	0	0	0	0	0	0	0
	Malcolm X	0	0	0	0	0	0	0	0	0	0	0
	Olive-Harvey	0	0	0	0	205	0	0	0	0	0	0
	Truman	0	0	0	0	0	0	0	0	0	0	0
	Washington	0	0	0	0	2,470	0	0	0	2	0	0
	Wilbur Wright	0	0	0	0	0	0	0	0	0	1	0
507	Danville	0	0	0	0	0	0	0	0	0	0	0
502	DuPage	0	0	0	0	0	0	0	286	51	259	0
509	Elgin	0	0	0	0	118	0	0	1	0	0	167
512	Harper	0	0	0	0	0	0	0	0	0	0	0
540	Heartland	0	0	0	0	0	0	0	33	0	0	0
519	Highland	0	0	0	0	0	0	0	0	0	0	28
514	Illinois Central	0	408	0	0	165	0	0	0	0	0	131
529	Illinois Eastern	(0)	(0)	(0)	(0)	(9)	(0)	(0)	(0)	(0)	(0)	(0)
	Frontier	0	0	0	0	0	0	0	0	0	0	0
	Lincoln Trail	0	0	0	0	0	0	0	0	0	0	0
	Olney Central	0	0	0	0	0	0	0	0	0	0	0
	Wabash Valley	0	0	0	0	9	0	0	0	0	0	0
513	Illinois Valley	0	17	0	0	78	0	0	0	0	0	42
525	Joliet	0	0	0	0	0	0	0	0	0	0	0
520	Kankakee	0	0	0	0	0	0	0	0	0	0	0
501	Kaskaskia	0	0	0	0	41	0	0	0	0	0	0
523	Kishwaukee	0	30	15	0	0	0	24	0	0	0	0
532	Lake County	0	69	0	0	0	0	0	0	0	0	0
517	Lake Land	0	0	0	0	54	0	0	0	0	0	0
536	Lewis & Clark	0	0	43	0	0	0	0	0	0	1	4
526	Lincoln Land	0	0	0	8	173	0	0	0	0	0	62
530	Logan	0	0	0	0	0	0	0	0	6	0	48
528	McHenry	0	0	0	0	0	0	0	0	0	0	0
524	Moraine Valley	0	0	0	0	0	0	0	0	0	0	157
527	Morton	0	0	0	0	0	0	0	0	0	0	0
535	Oakton	0	0	0	0	0	0	0	0	0	42	129
505	Parkland	0	62	0	0	57	0	7	1	0	0	65
515	Prairie State	6	0	0	0	0	0	0	0	0	47	3
521	Rend Lake	0	0	0	0	0	0	0	0	0	0	57
537	Richland	0	0	0	0	1	0	0	0	0	0	30
511	Rock Valley	0	0	1	0	184	0	0	0	0	0	0
518	Sandburg	0	0	0	0	0	0	0	0	0	0	0
506	Sauk Valley	0	0	0	0	41	0	0	2	0	0	0
531	Shawnee	0	0	0	0	62	0	0	0	0	0	0
510	South Suburban	0	0	7	0	0	0	0	0	0	0	0
533	Southeastern	0	0	0	0	31	0	0	0	0	0	0
522	Southwestern	0	0	33	2	0	0	0	0	1	0	0
534	Spoon River	0	0	0	0	41	0	0	0	0	0	7
504	Triton	0	106	0	0	0	0	0	151	0	0	0
516	Waubonsee	0	0	0	0	0	0	0	0	0	27	63
539	Wood	0	0	0	0	65	0	0	0	0	0	0
	TOTALS	6	692	99	10	3,836	5	31	474	69	377	993

SOURCE OF DATA: Annual Enrollment & Completion Data (A1)

Illinois Community College Board
Table III-3
ANNUAL UNDUPLICATED ENROLLMENT BY ACADEMIC PROGRAM BY COLLEGE
FOR FISCAL YEAR 2007

Dist. No.	District/College	Drama/Theatre Arts, General 12 500501	Music 12 500901	Speech/Language Pathology 12 510203	Dental Assistant 12 510601	Dental Hygienist 12 510602	Health/Health Care Admin/Mgmt 12 510701	Hospital/Healthcare Facility Admin/Mgmt 12 510702	Health Unit Coordinator/Ward Clerk 12 510703	Medical Records Administration 12 510706	Medical Records Technology 12 510707	Medical Transcription 12 510708
503	Black Hawk	0	0	0	15	0	0	0	0	0	77	17
508	Chicago	(1)	(0)	(0)	(4)	(79)	(0)	(2)	(0)	(0)	(18)	(15)
	Daley	0	0	0	0	0	0	0	0	0	0	0
	Kennedy-King	1	0	0	0	79	0	0	0	0	0	9
	Malcolm X	0	0	0	0	0	0	0	0	0	0	0
	Olive-Harvey	0	0	0	0	0	0	0	0	0	0	0
	Truman	0	0	0	0	0	0	0	0	0	0	0
	Washington	0	0	0	0	0	0	0	0	0	0	0
	Wilbur Wright	0	0	0	4	0	0	2	0	0	18	6
507	Danville	0	0	0	0	0	0	0	0	0	31	0
502	DuPage	0	0	46	0	251	0	34	0	0	144	167
509	Elgin	0	0	0	75	0	0	0	0	0	0	1
512	Harper	0	0	0	0	197	0	0	0	0	0	13
540	Heartland	0	0	0	0	0	0	0	0	0	3	0
519	Highland	0	0	0	0	0	0	0	0	0	19	15
514	Illinois Central	0	0	0	0	47	0	0	0	0	0	2
529	Illinois Eastern	(0)	(0)	(0)	(0)	(0)	(0)	(0)	(0)	(0)	(0)	(27)
	Frontier	0	0	0	0	0	0	0	0	0	0	0
	Lincoln Trail	0	0	0	0	0	0	0	0	0	0	0
	Olney Central	0	0	0	0	0	0	0	0	0	0	27
	Wabash Valley	0	0	0	0	0	0	0	0	0	0	0
513	Illinois Valley	0	0	0	41	0	0	0	0	0	0	0
525	Joliet	0	0	0	0	0	0	0	0	0	65	26
520	Kankakee	0	0	0	0	0	0	0	0	0	0	0
501	Kaskaskia	0	0	0	40	0	0	0	0	0	0	19
523	Kishwaukee	0	0	0	0	0	0	0	0	0	0	25
532	Lake County	0	0	0	0	86	0	0	0	0	67	19
517	Lake Land	0	0	0	0	68	0	0	0	0	0	44
536	Lewis & Clark	0	0	0	4	73	0	0	0	0	0	7
526	Lincoln Land	0	0	0	0	0	0	0	0	0	0	23
530	Logan	0	0	0	21	39	0	0	0	0	10	55
528	McHenry	0	0	0	0	0	0	0	0	0	0	0
524	Moraine Valley	0	0	0	0	0	0	0	0	0	51	65
527	Morton	0	0	0	0	0	0	0	0	0	40	0
535	Oakton	0	0	0	0	0	0	0	0	0	51	33
505	Parkland	0	0	0	0	69	0	0	0	0	0	14
515	Prairie State	0	0	0	0	134	0	0	0	0	0	0
521	Rend Lake	0	0	0	0	0	0	0	0	0	7	47
537	Richland	0	0	0	0	0	0	0	0	0	0	17
511	Rock Valley	0	0	0	0	58	0	0	0	0	0	7
518	Sandburg	0	0	0	0	61	0	0	0	0	0	0
506	Sauk Valley	0	0	0	0	0	0	0	0	0	0	0
531	Shawnee	0	0	0	0	0	0	0	0	0	5	11
510	South Suburban	0	0	0	0	0	0	0	0	0	0	8
533	Southeastern	0	0	0	0	0	0	0	0	0	7	10
522	Southwestern	0	2	0	0	0	0	79	0	0	47	15
534	Spoon River	0	0	0	0	0	16	0	0	2	1	2
504	Triton	0	0	0	0	0	0	0	0	0	5	0
516	Waubensee	0	0	0	0	0	0	0	0	0	0	19
539	Wood	0	0	0	0	0	0	0	0	0	0	0
	TOTALS	1	2	46	200	1,162	16	36	79	2	648	723

SOURCE OF DATA: Annual Enrollment & Completion Data (A1)

Illinois Community College Board
Table III-3
ANNUAL UNDUPLICATED ENROLLMENT BY ACADEMIC PROGRAM BY COLLEGE
FOR FISCAL YEAR 2007

Dist. No.	District/College	Medical Ofc Computer Specialists/Asst 12 510709	Medical Ofc Assistant 12 510710	Medical Insurance Coding Specialist 12 510713	Medical Insurance Biller Specialist 12 510714	Medical Admin/Exec Asst/Secretary 12 510716	Medical Staff Services Technology 12 510717	Medical/Clinical Assistant 12 510801	Medical Lab Assistant 12 510802	Occupational Therapist Asst 12 510803	Pharmacy Tech/Asst 12 510805	Phys Therapy Asst 12 510806
503	Black Hawk	0	0	28	11	4	0	0	0	0	0	126
508	Chicago	(0)	(0)	(19)	(0)	(0)	(53)	(0)	(0)	(53)	(64)	(0)
	Daley	0	0	6	0	0	53	0	0	0	15	0
	Kennedy-King	0	0	0	0	0	0	0	0	0	0	0
	Malcolm X	0	0	0	0	0	0	0	0	0	18	0
	Olive-Harvey	0	0	4	0	0	0	0	0	0	20	0
	Truman	0	0	9	0	0	0	0	0	0	8	0
	Washington	0	0	0	0	0	0	0	0	0	0	0
	Wilbur Wright	0	0	0	0	0	0	0	53	3	0	0
507	Danville	0	0	0	0	50	0	0	0	0	0	0
502	DuPage	0	0	0	0	0	0	34	0	20	28	148
509	Elgin	0	22	0	0	0	0	0	0	0	0	18
512	Harper	0	0	50	0	30	0	206	0	0	12	0
540	Heartland	0	0	0	0	0	0	0	0	0	0	0
519	Highland	0	0	19	0	0	0	0	0	0	0	0
514	Illinois Central	0	15	0	0	2	0	0	0	39	0	43
529	Illinois Eastern	(0)	(50)	(0)	(0)	(0)	(0)	(45)	(0)	(0)	(33)	(0)
	Frontier	0	0	0	0	0	0	0	0	0	0	0
	Lincoln Trail	0	0	0	0	0	0	45	0	0	33	0
	Olney Central	0	50	0	0	0	0	0	0	0	0	0
	Wabash Valley	0	0	0	0	0	0	0	0	0	0	0
513	Illinois Valley	0	0	0	0	0	0	0	0	0	0	0
525	Joliet	0	40	100	0	0	0	0	0	0	35	0
520	Kankakee	0	38	1	0	0	0	76	9	0	0	0
501	Kaskaskia	0	0	0	0	10	0	0	0	0	0	50
523	Kishwaukee	0	0	45	0	0	0	0	0	0	0	0
532	Lake County	11	0	34	0	4	0	28	0	0	0	0
517	Lake Land	0	0	3	0	43	0	0	0	0	0	69
536	Lewis & Clark	0	99	0	20	0	0	0	0	64	0	0
526	Lincoln Land	0	50	27	0	8	0	0	0	38	0	0
530	Logan	0	0	0	0	102	0	13	0	14	0	0
528	McHenry	0	44	0	0	0	0	0	0	0	0	0
524	Moraine Valley	0	0	273	0	3	0	115	0	0	0	0
527	Morton	0	0	0	0	0	0	0	0	0	0	47
535	Oakton	0	30	6	52	0	0	0	0	0	84	87
505	Parkland	0	0	0	0	1	0	56	0	36	0	0
515	Prairie State	0	0	0	0	0	0	0	0	0	0	0
521	Rend Lake	0	0	0	0	0	42	0	0	10	0	0
537	Richland	0	68	8	0	0	0	0	0	0	18	0
511	Rock Valley	0	0	0	0	32	0	0	0	0	2	0
518	Sandburg	0	0	0	0	55	0	17	0	0	0	0
506	Sauk Valley	0	0	0	0	46	0	0	0	0	0	0
531	Shawnee	0	0	11	0	26	0	0	0	12	0	0
510	South Suburban	0	0	142	0	0	0	93	0	43	65	0
533	Southeastern	0	36	2	0	0	0	0	0	13	0	0
522	Southwestern	0	16	88	0	0	0	241	0	0	0	122
534	Spoon River	0	0	24	0	0	0	0	0	0	0	0
504	Triton	0	0	0	0	0	0	0	0	0	0	0
516	Waubensee	0	0	0	0	25	0	73	0	0	0	0
539	Wood	0	0	0	0	0	42	0	0	0	0	0
	TOTALS	11	508	880	83	441	137	997	9	342	341	710

SOURCE OF DATA: Annual Enrollment & Completion Data (A1)

Illinois Community College Board
Table III-3
ANNUAL UNDUPLICATED ENROLLMENT BY ACADEMIC PROGRAM BY COLLEGE
FOR FISCAL YEAR 2007

Dist. No.	District/College	Vet Asst/Animal Health Tech 12.510808	Emergency Care Attendant 12.510810	Cardiovascular Tech 12.510901	Electrocardiograph Tech 12.510902	EEG Tech 12.510903	Emerg Med Tech 12.510904	Nuclear Med Tech 12.510905	Radiation Therapist 12.510907	Respiratory Care Therapy Tech 12.510908	Surgical Technology 12.510909	Diagnostic Medical Sonography/Ultrasound Tech 12.510910
503	Black Hawk	0	0	0	0	2	58	0	0	0	0	0
508	Chicago	(0)	(14)	(1)	(0)	(0)	(94)	(0)	(0)	(124)	(47)	(0)
	Daley	0	0	0	0	0	0	0	0	0	0	0
	Kennedy-King	0	0	0	0	0	0	0	0	0	0	0
	Malcolm X	0	14	0	0	0	41	0	0	101	47	0
	Olive-Harvey	0	0	0	0	0	21	0	0	23	0	0
	Truman	0	0	0	0	0	0	0	0	0	0	0
	Washington	0	0	0	0	0	0	0	0	0	0	0
	Wilbur Wright	0	0	1	0	0	32	0	0	0	0	0
507	Danville	0	0	0	0	0	0	0	0	0	0	0
502	DuPage	0	0	0	0	0	181	44	348	128	76	52
509	Elgin	0	0	0	0	0	100	0	0	0	68	0
512	Harper	0	57	119	2	0	116	0	0	0	0	146
540	Heartland	0	22	0	0	0	10	0	0	0	0	0
519	Highland	0	0	0	0	0	0	0	0	0	0	0
514	Illinois Central	0	1	0	0	0	5	0	0	48	37	0
529	Illinois Eastern	(0)	(51)	(0)	(0)	(0)	(0)	(0)	(0)	(0)	(0)	(0)
	Frontier	0	51	0	0	0	0	0	0	0	0	0
	Lincoln Trail	0	0	0	0	0	0	0	0	0	0	0
	Olney Central	0	0	0	0	0	0	0	0	0	0	0
	Wabash Valley	0	0	0	0	0	0	0	0	0	0	0
513	Illinois Valley	0	0	0	0	0	0	0	0	0	0	0
525	Joliet	187	0	0	23	0	126	0	0	0	0	0
520	Kankakee	0	0	0	0	0	131	0	0	75	0	0
501	Kaskaskia	0	0	0	0	0	5	0	0	48	0	23
523	Kishwaukee	0	40	0	0	0	43	0	0	0	0	0
532	Lake County	0	136	0	0	0	58	0	0	0	35	162
517	Lake Land	0	0	0	0	0	88	0	0	0	0	0
536	Lewis & Clark	0	0	0	0	0	19	0	0	0	0	0
526	Lincoln Land	0	66	0	0	0	77	0	0	4	0	0
530	Logan	0	0	0	0	0	62	0	0	0	6	17
528	McHenry	0	20	0	0	0	82	0	0	0	0	0
524	Moraine Valley	0	0	0	0	0	297	0	0	79	0	0
527	Morton	0	0	0	0	0	0	0	0	0	0	0
535	Oakton	0	0	0	0	0	126	0	0	0	0	0
505	Parkland	62	11	0	0	0	5	0	0	48	42	0
515	Prairie State	0	68	0	0	0	55	0	0	0	52	0
521	Rend Lake	1	0	0	0	0	42	0	8	0	7	0
537	Richland	0	0	0	0	0	14	0	0	0	25	0
511	Rock Valley	0	0	0	0	0	0	0	0	30	35	0
518	Sandburg	0	0	0	0	0	32	3	0	3	0	31
506	Sauk Valley	0	6	0	0	0	27	0	0	0	0	0
531	Shawnee	0	0	0	0	0	0	0	0	0	22	0
510	South Suburban	0	182	0	0	0	154	0	0	0	0	25
533	Southeastern	1	0	0	0	0	72	0	0	0	9	0
522	Southwestern	0	0	1	0	0	137	0	0	114	0	0
534	Spoon River	0	0	0	0	0	0	0	0	0	0	0
504	Triton	0	0	0	0	0	13	65	0	67	74	124
516	Waubonsee	0	27	0	0	0	0	0	0	0	55	0
539	Wood	0	0	0	0	0	19	0	0	0	19	0
	TOTALS	251	701	121	25	2	2,248	112	356	768	609	580

SOURCE OF DATA: Annual Enrollment & Completion Data (A1)

Illinois Community College Board
Table III-3
ANNUAL UNDUPLICATED ENROLLMENT BY ACADEMIC PROGRAM BY COLLEGE
FOR FISCAL YEAR 2007

Dist. No.	District/College	Radiologic Technology 12.510911	Physician Assistant 12.510912	Clinical/Medical Lab Tech 12.511004	Phlebotomy 12.511009	Renal/Dialysis Tech 12.511011	Substance Abuse/Addiction Counseling 12.511501	Psych/Mental Health Svcs Tech 12.511502	Community Health Svcs/Liaison/Counseling 12.511504	Mental Health Counseling/Counselor 12.511508	Nursing (RN) 12.511601	Nursing, Public Health 12.511611
503	Black Hawk	33	0	0	0	0	0	0	0	0	679	0
508	Chicago	(184)	(51)	(7)	(38)	(49)	(121)	(3)	(0)	(2)	(761)	(0)
	Daley	0	0	0	7	0	0	0	0	0	152	0
	Kennedy-King	0	0	0	0	0	65	0	0	2	155	0
	Malcolm X	76	51	7	5	49	0	0	0	0	111	0
	Olive-Harvey	0	0	0	6	0	0	0	0	0	108	0
	Truman	0	0	0	10	0	0	0	0	0	235	0
	Washington	0	0	0	0	0	56	0	0	0	0	0
	Wilbur Wright	108	0	0	10	0	0	3	0	0	0	0
507	Danville	143	0	0	0	0	2	0	0	0	311	0
502	DuPage	117	0	0	42	0	133	0	0	0	1,328	0
509	Elgin	0	0	118	0	0	34	7	0	0	411	0
512	Harper	223	0	0	39	0	0	0	0	0	1,013	0
540	Heartland	17	0	0	0	0	0	0	0	0	104	0
519	Highland	0	0	0	0	0	0	0	0	0	301	0
514	Illinois Central	54	0	31	3	0	84	16	28	5	186	0
529	Illinois Eastern	(43)	(0)	(0)	(0)	(0)	(0)	(5)	(0)	(0)	(163)	(0)
	Frontier	0	0	0	0	0	0	5	0	0	0	0
	Lincoln Trail	0	0	0	0	0	0	0	0	0	0	0
	Olney Central	43	0	0	0	0	0	0	0	0	163	0
	Wabash Valley	0	0	0	0	0	0	0	0	0	0	0
513	Illinois Valley	0	0	0	14	0	6	0	0	0	481	0
525	Joliet	68	0	0	24	0	0	0	0	0	540	0
520	Kankakee	146	0	47	0	0	0	0	0	0	583	0
501	Kaskaskia	106	0	0	0	0	0	0	0	0	298	0
523	Kishwaukee	63	0	0	0	0	0	0	0	0	163	0
532	Lake County	0	0	4	108	0	96	0	0	0	634	0
517	Lake Land	0	0	0	0	0	0	1	0	0	171	0
536	Lewis & Clark	0	0	3	0	0	0	0	0	0	344	0
526	Lincoln Land	40	0	0	0	0	0	0	0	0	182	0
530	Logan	0	0	13	0	0	0	0	0	0	133	0
528	McHenry	0	0	0	0	0	0	0	0	0	0	0
524	Moraine Valley	118	0	0	56	0	99	19	0	0	236	0
527	Morton	0	0	0	0	0	0	0	0	0	176	0
535	Oakton	0	0	31	23	0	65	0	0	0	197	11
505	Parkland	32	0	0	0	0	0	0	0	0	272	0
515	Prairie State	0	0	0	0	0	0	0	4	0	904	0
521	Rend Lake	0	0	8	0	0	0	0	0	0	55	0
537	Richland	23	0	0	0	0	0	0	0	0	153	0
511	Rock Valley	0	0	0	0	0	13	0	0	0	206	0
518	Sandburg	53	0	0	0	0	4	0	0	0	102	0
506	Sauk Valley	150	0	0	0	0	0	0	0	0	302	0
531	Shawnee	0	0	5	0	0	22	33	0	0	72	0
510	South Suburban	69	0	0	41	0	6	0	0	0	235	0
533	Southeastern	0	0	10	0	0	0	32	0	0	55	0
522	Southwestern	337	0	51	28	0	0	0	0	0	1,146	0
534	Spoon River	0	0	0	0	0	0	0	0	0	81	0
504	Triton	133	0	0	0	0	110	0	0	0	264	0
516	Waubensee	0	0	0	57	0	44	0	23	0	1,154	0
539	Wood	<u>39</u>	<u>0</u>	<u>8</u>	<u>0</u>	<u>0</u>	<u>0</u>	<u>0</u>	<u>0</u>	<u>0</u>	<u>122</u>	<u>0</u>
	TOTALS	2,191	51	336	473	49	839	116	55	7	14,518	11

SOURCE OF DATA: Annual Enrollment & Completion Data (A1)

Illinois Community College Board
Table III-3
ANNUAL UNDUPLICATED ENROLLMENT BY ACADEMIC PROGRAM BY COLLEGE
FOR FISCAL YEAR 2007

Dist. No.	District/College	Operating Room/Surgical Nurse 12.511612	Practical Nurse (LPN) 12.511613	Nurse Assistant/Aide & Patient Care Asst 12.511614	Advanced Nurse Asst 12.511620	Ophthalmic Medical Tech 12.511803	Home Health Aide/Home Attendant 12.512602	Health Aide/Attendant/Orderly, Other 12.512699	Dietetic Technician 12.513103	Dietician Assistant 12.513104	Massage Therapy 12.513501	Health Professions/Related Clinical Sciences, Other 12.519999
503	Black Hawk	0	165	78	0	0	0	0	0	0	36	4
508	Chicago	(0)	(608)	(257)	(0)	(0)	(0)	(0)	(0)	(0)	(0)	(0)
	Daley	0	0	22	0	0	0	0	0	0	0	0
	Kennedy-King	0	287	127	0	0	0	0	0	0	0	0
	Malcolm X	0	0	26	0	0	0	0	0	0	0	0
	Olive-Harvey	0	6	15	0	0	0	0	0	0	0	0
	Truman	0	0	15	0	0	0	0	0	0	0	0
	Washington	0	0	13	0	0	0	0	0	0	0	0
	Wilbur Wright	0	315	39	0	0	0	0	0	0	0	0
507	Danville	0	20	0	0	0	0	0	0	0	0	39
502	DuPage	0	1	124	0	0	0	0	0	0	78	0
509	Elgin	0	52	69	0	0	0	0	0	0	0	81
512	Harper	0	160	302	0	0	0	0	65	16	0	0
540	Heartland	0	38	102	0	0	0	0	0	0	0	0
519	Highland	0	190	41	0	0	0	0	0	0	0	0
514	Illinois Central	0	65	1	0	0	0	0	0	0	25	36
529	Illinois Eastern	(0)	(213)	(181)	(0)	(0)	(9)	(0)	(0)	(0)	(30)	(4)
	Frontier	0	1	49	0	0	0	0	0	0	0	0
	Lincoln Trail	0	0	64	0	0	0	0	0	0	0	0
	Olney Central	0	212	55	0	0	9	0	0	0	30	0
	Wabash Valley	0	0	13	0	0	0	0	0	0	0	4
513	Illinois Valley	0	106	96	0	0	0	0	0	0	54	320
525	Joliet	0	31	124	20	0	0	0	0	0	42	1,604
520	Kankakee	0	219	26	0	0	0	0	0	0	0	189
501	Kaskaskia	0	113	99	0	0	0	0	0	0	8	272
523	Kishwaukee	0	0	129	0	0	0	0	0	0	48	23
532	Lake County	0	0	250	0	0	0	0	0	0	0	1,197
517	Lake Land	0	83	27	0	0	0	0	0	0	44	0
536	Lewis & Clark	0	2	98	0	0	0	0	0	0	26	0
526	Lincoln Land	0	62	342	0	0	0	0	0	2	0	0
530	Logan	0	143	104	0	0	0	0	0	0	29	2,531
528	McHenry	0	0	160	0	0	0	0	0	0	0	37
524	Moraine Valley	0	0	0	0	0	0	53	0	0	140	272
527	Morton	0	1	38	0	0	0	0	0	0	42	0
535	Oakton	137	0	91	0	0	0	0	0	0	0	0
505	Parkland	0	1	49	0	0	0	0	1	0	48	918
515	Prairie State	0	0	127	35	0	0	0	0	0	0	0
521	Rend Lake	0	162	72	0	0	0	0	0	0	24	6
537	Richland	0	16	5	0	0	0	0	0	0	0	4
511	Rock Valley	0	66	469	0	0	0	0	0	0	0	16
518	Sandburg	0	153	55	0	0	0	0	0	0	27	0
506	Sauk Valley	0	102	23	0	0	0	0	0	0	0	0
531	Shawnee	0	90	135	0	0	0	0	0	0	13	0
510	South Suburban	0	65	49	0	0	0	0	0	0	72	2,497
533	Southeastern	0	95	17	0	0	0	0	0	0	25	0
522	Southwestern	0	0	210	0	0	0	0	0	0	86	268
534	Spoon River	0	3	50	0	0	0	0	0	0	0	22
504	Triton	0	33	113	0	61	0	0	0	0	0	73
516	Waubonsee	3	0	178	0	0	0	0	0	0	98	59
539	Wood	0	77	69	0	0	0	0	0	5	0	61
	TOTALS	140	3,135	4,360	55	61	9	53	66	23	995	10,533

SOURCE OF DATA: Annual Enrollment & Completion Data (A1)

Illinois Community College Board
Table III-3
ANNUAL UNDUPLICATED ENROLLMENT BY ACADEMIC PROGRAM BY COLLEGE
FOR FISCAL YEAR 2007

Dist. No.	District/College	Business/Commerce, General 12.520101	Business Admin/Mgmt, Gen 12.520201	Purchasing/Procurement/Contract Mgmt 12.520202	Logistics & Materials Mgmt 12.520203	Office Mgmt/Supervision 12.520204	Operations Mgmt/Supervision 12.520205	E-Commerce 12.520208	Accounting 12.520301	Accounting Tech & Bookkeeping 12.520302	Accounting & Business Mgmt 12.520305	Admin Assn/Secretarial Science, Gen 12.520401
503	Black Hawk	0	0	0	0	5	0	0	0	11	0	39
508	Chicago	(0)	(166)	(0)	(2)	(0)	(0)	(1)	(226)	(0)	(0)	(5)
	Daley	0	81	0	0	0	0	0	105	0	0	5
	Kennedy-King	0	32	0	0	0	0	0	20	0	0	0
	Malcolm X	0	0	0	0	0	0	0	0	0	0	0
	Olive-Harvey	0	13	0	0	0	0	0	20	0	0	0
	Truman	0	9	0	0	0	0	0	9	0	0	0
	Washington	0	16	0	2	0	0	1	37	0	0	0
	Wilbur Wright	0	15	0	0	0	0	0	35	0	0	0
507	Danville	0	0	0	0	40	0	10	6	90	0	17
502	DuPage	0	407	0	0	24	0	0	11	509	0	149
509	Elgin	0	63	0	0	19	0	0	178	0	53	18
512	Harper	0	320	6	0	0	0	0	9	460	0	9
540	Heartland	0	0	0	0	0	0	0	13	0	0	29
519	Highland	0	30	0	0	0	0	0	58	1	0	14
514	Illinois Central	0	213	0	2	3	0	0	116	42	0	60
529	Illinois Eastern	(0)	(40)	(0)	(0)	(0)	(6)	(0)	(0)	(0)	(0)	(100)
	Frontier	0	0	0	0	0	0	0	0	0	0	42
	Lincoln Trail	0	40	0	0	0	6	0	0	0	0	16
	Olney Central	0	0	0	0	0	0	0	0	0	0	25
	Wabash Valley	0	0	0	0	0	0	0	0	0	0	17
513	Illinois Valley	0	87	0	0	0	0	0	54	17	0	0
525	Joliet	0	0	0	2	0	200	0	146	0	0	63
520	Kankakee	2	112	0	0	0	0	0	48	3	0	47
501	Kaskaskia	80	0	0	0	4	0	0	67	0	1	9
523	Kishwaukee	0	38	0	0	0	0	0	0	0	0	40
532	Lake County	0	0	0	0	341	0	0	158	20	0	298
517	Lake Land	0	190	0	0	9	0	0	134	0	0	57
536	Lewis & Clark	0	109	0	0	0	1	0	65	1	0	53
526	Lincoln Land	152	11	0	0	0	0	2	59	0	0	47
530	Logan	5	21	0	0	24	0	0	55	1	0	3
528	McHenry	0	306	0	0	0	105	0	111	4	0	90
524	Moraine Valley	16	505	0	0	0	0	5	0	75	0	121
527	Morton	0	144	0	0	0	0	0	69	0	0	65
535	Oakton	0	7	1	0	2	122	14	0	523	0	44
505	Parkland	2	224	0	0	0	0	7	169	0	0	15
515	Prairie State	0	0	0	0	0	134	2	0	21	0	14
521	Rend Lake	31	52	0	0	0	0	0	0	0	0	32
537	Richland	101	62	0	0	0	0	4	0	15	0	81
511	Rock Valley	105	216	0	3	1	0	0	111	34	0	43
518	Sandburg	0	11	0	0	0	0	0	84	0	0	77
506	Sauk Valley	0	57	0	0	0	0	0	40	0	0	20
531	Shawnee	0	47	0	0	0	0	0	32	1	0	3
510	South Suburban	0	0	0	3	91	0	0	64	34	0	12
533	Southeastern	1	56	0	0	0	0	0	0	1	45	19
522	Southwestern	0	272	0	0	0	0	0	86	0	0	177
534	Spoon River	0	0	0	0	3	0	0	2	0	0	35
504	Triton	0	395	0	0	0	0	0	102	53	0	52
516	Waubensee	0	92	0	31	0	0	0	203	6	0	22
539	Wood	0	50	0	0	0	0	0	27	0	0	67
	TOTALS	495	4,303	7	43	566	568	45	2,503	1,922	99	2,046

SOURCE OF DATA: Annual Enrollment & Completion Data (A1)

Illinois Community College Board
Table III-3
ANNUAL UNDUPLICATED ENROLLMENT BY ACADEMIC PROGRAM BY COLLEGE
FOR FISCAL YEAR 2007

Dist. No.	District/College	Exec Asst/Secretary 12.520402	Business/Oic. Automation/Technology/Data Entry 12.520407	Gen. Ofc. Occupations/Clerical Svcs 12.520408	Parts/Warehousing/Inventory Mgr Ops 12.520409	Business/Corporate Communications 12.520501	Business/Managerial Economics 12.520601	Entrepreneurship/Entrepreneurial Studies 12.520701	Small Business Admin/Mgmt 12.520703	Finance, General 12.520801	Banking/Financial Support Svcs 12.520803	Financial Planning/Services 12.520804
503	Black Hawk	0	94	0	0	0	0	0	0	0	10	0
508	Chicago	(0)	(57)	(3)	(0)	(0)	(0)	(0)	(0)	(0)	(25)	(0)
	Daley	0	39	0	0	0	0	0	0	0	16	0
	Kennedy-King	0	0	0	0	0	0	0	0	0	9	0
	Malcolm X	0	0	0	0	0	0	0	0	0	0	0
	Olive-Harvey	0	0	0	0	0	0	0	0	0	0	0
	Truman	0	0	0	0	0	0	0	0	0	0	0
	Washington	0	0	0	0	0	0	0	0	0	0	0
	Wilbur Wright	0	18	3	0	0	0	0	0	0	0	0
507	Danville	36	18	0	0	0	0	0	0	0	1	0
502	DuPage	0	0	0	0	0	0	0	0	0	0	0
509	Elgin	115	11	20	0	0	0	28	1	0	0	0
512	Harper	57	0	13	0	0	0	0	51	0	178	0
540	Heartland	0	61	0	0	0	0	0	12	0	0	0
519	Highland	0	0	14	0	0	0	0	0	0	0	0
514	Illinois Central	0	5	5	0	0	0	0	24	0	40	0
529	Illinois Eastern	(20)	(59)	(0)	(0)	(0)	(0)	(0)	(0)	(0)	(0)	(0)
	Frontier	0	5	0	0	0	0	0	0	0	0	0
	Lincoln Trail	20	53	0	0	0	0	0	0	0	0	0
	Olney Central	0	1	0	0	0	0	0	0	0	0	0
	Wabash Valley	0	0	0	0	0	0	0	0	0	0	0
513	Illinois Valley	0	18	12	0	0	0	0	0	0	0	0
525	Joliet	0	82	0	0	0	0	10	0	26	0	0
520	Kankakee	0	2	0	0	0	0	0	0	0	0	0
501	Kaskaskia	47	31	14	0	0	0	3	0	0	0	0
523	Kishwaukee	0	0	11	0	0	0	0	0	0	0	0
532	Lake County	0	152	0	0	0	0	0	14	0	0	0
517	Lake Land	0	218	10	0	0	0	6	0	0	0	0
536	Lewis & Clark	0	36	6	0	0	0	0	3	0	4	0
526	Lincoln Land	0	59	10	0	0	0	0	0	0	0	0
530	Logan	28	1	3	0	0	0	0	0	0	6	0
528	McHenry	0	17	0	0	0	0	9	0	0	0	0
524	Moraine Valley	26	6	0	0	0	0	0	44	0	0	0
527	Morton	0	17	11	0	0	0	0	0	0	0	0
535	Oakton	27	0	0	0	0	0	0	0	0	78	0
505	Parkland	101	7	0	0	0	0	14	0	0	0	0
515	Prairie State	0	3	0	0	0	0	0	6	0	1	0
521	Rend Lake	0	76	0	0	0	0	0	0	0	0	0
537	Richland	0	124	0	0	0	0	0	0	0	0	0
511	Rock Valley	0	39	0	0	0	0	17	3	0	13	0
518	Sandburg	0	3	6	0	0	0	0	0	0	0	0
506	Sauk Valley	0	8	27	0	0	0	0	0	0	0	0
531	Shawnee	11	2	4	0	0	0	0	0	0	0	0
510	South Suburban	59	2	3	0	0	0	8	75	0	0	0
533	Southeastern	0	73	22	0	0	0	0	0	0	0	0
522	Southwestern	0	282	0	6	0	0	0	61	0	2	0
534	Spoon River	0	0	0	0	0	1	0	0	0	0	0
504	Triton	19	0	0	0	0	0	10	0	0	0	6
516	Waubonsee	37	30	12	0	11	0	0	107	0	42	0
539	Wood	<u>5</u>	<u>1</u>	<u>0</u>	<u>0</u>	<u>0</u>	<u>0</u>	<u>0</u>	<u>0</u>	<u>0</u>	<u>0</u>	<u>0</u>
	TOTALS	588	1,594	206	6	11	1	105	401	26	400	6

SOURCE OF DATA: Annual Enrollment & Completion Data (A1)

Illinois Community College Board
Table III-3
ANNUAL UNDUPLICATED ENROLLMENT BY ACADEMIC PROGRAM BY COLLEGE
FOR FISCAL YEAR 2007

Dist. No.	District/College	International Finance 12.520806	Investment/Securities 12.520807	Credit Management 12.520809	Hospitality Admin/Mgmt, General 12.520901	Tourism/Travel Svcs Mgmt 12.520903	Hotel/Motel Admin/Mgmt 12.520904	Restaurant/Food Services Mgmt 12.520905	Human Resources Mgmt Svcs, Other 12.521001	International Business/Trade/Commerce 12.521101	Mgmt Information Systems, General 12.521201
503	Black Hawk	0	0	0	0	0	0	0	0	1	0
508	Chicago	(0)	(0)	(0)	(0)	(4)	(2)	(0)	(0)	(0)	(0)
	Daley	0	0	0	0	4	0	0	0	0	0
	Kennedy-King	0	0	0	0	0	0	0	0	0	0
	Malcolm X	0	0	0	0	0	0	0	0	0	0
	Olive-Harvey	0	0	0	0	0	0	0	0	0	0
	Truman	0	0	0	0	0	0	0	0	0	0
	Washington	0	0	0	0	0	2	0	0	0	0
	Wilbur Wright	0	0	0	0	0	0	0	0	0	0
507	Danville	0	0	0	0	0	0	0	0	0	0
502	DuPage	2	0	0	0	7	96	0	0	0	0
509	Elgin	0	0	0	4	1	20	0	0	0	0
512	Harper	0	0	6	92	0	28	0	24	62	0
540	Heartland	0	0	0	0	0	0	0	0	0	0
519	Highland	0	0	0	0	0	0	0	0	0	0
514	Illinois Central	0	0	0	0	18	0	0	0	0	0
529	Illinois Eastern	(0)	(0)	(0)	(2)	(0)	(0)	(0)	(0)	(0)	(0)
	Frontier	0	0	0	0	0	0	0	0	0	0
	Lincoln Trail	0	0	0	2	0	0	0	0	0	0
	Olney Central	0	0	0	0	0	0	0	0	0	0
	Wabash Valley	0	0	0	0	0	0	0	0	0	0
513	Illinois Valley	0	0	0	0	0	0	0	0	0	0
525	Joliet	0	0	0	68	0	0	0	34	0	0
520	Kankakee	0	0	0	0	0	0	0	0	0	0
501	Kaskaskia	0	0	0	0	0	0	0	0	0	0
523	Kishwaukee	0	0	0	0	0	0	0	0	0	0
532	Lake County	0	0	0	0	0	0	0	0	0	0
517	Lake Land	0	0	0	0	0	0	0	0	0	0
536	Lewis & Clark	0	0	0	0	0	1	0	2	0	0
526	Lincoln Land	0	0	0	38	0	0	0	0	0	0
530	Logan	0	0	0	0	35	0	0	0	0	0
528	McHenry	0	0	0	0	0	0	0	0	11	0
524	Moraine Valley	0	0	0	121	108	0	0	28	0	111
527	Morton	0	0	0	0	0	0	0	0	0	0
535	Oakton	0	52	0	0	0	9	0	28	0	5
505	Parkland	0	0	0	0	0	23	59	0	3	0
515	Prairie State	0	0	0	0	0	0	0	0	0	0
521	Rend Lake	0	0	0	2	0	0	0	0	0	0
537	Richland	0	0	0	21	0	0	0	0	0	0
511	Rock Valley	0	0	0	0	0	0	0	0	0	0
518	Sandburg	0	0	0	0	0	0	0	29	0	30
506	Sauk Valley	0	0	0	0	0	0	0	0	0	0
531	Shawnee	0	0	0	0	0	0	0	0	0	0
510	South Suburban	0	0	0	0	0	0	0	0	0	0
533	Southeastern	0	0	0	0	0	0	0	0	0	0
522	Southwestern	0	0	0	0	0	0	10	0	0	0
534	Spoon River	0	0	0	0	0	0	0	0	0	0
504	Triton	0	0	0	0	0	38	56	54	0	0
516	Waubensee	0	0	0	0	19	0	0	29	0	0
539	Wood	0	0	0	0	0	0	0	0	0	21
	TOTALS	2	52	6	348	192	217	125	228	77	167

SOURCE OF DATA: Annual Enrollment & Completion Data (A1)

Illinois Community College Board
Table III-3
ANNUAL UNDUPLICATED ENROLLMENT BY ACADEMIC PROGRAM BY COLLEGE
FOR FISCAL YEAR 2007

Dist. No.	District/College	Marketing/Marketing Mgmt. General 12 521401	Marketing Research 12 521402	International Marketing 12 521403	Real Estate 12 521501	Insurance 12 521701	Sales/Distribution/Marketing Ops. Gen 12 521801	Retail Operations 12 521803	Selling Skills/Sales Operations 12 521804	General Merchandising/Sales/Related Mktg Ops 12 521899
503	Black Hawk	0	0	0	0	0	0	197	0	0
508	Chicago	(0)	(0)	(0)	(15)	(0)	(0)	(0)	(0)	(196)
	Daley	0	0	0	15	0	0	0	0	17
	Kennedy-King	0	0	0	0	0	0	0	0	5
	Malcolm X	0	0	0	0	0	0	0	0	4
	Olive-Harvey	0	0	0	0	0	0	0	0	18
	Truman	0	0	0	0	0	0	0	0	25
	Washington	0	0	0	0	0	0	0	0	62
	Wilbur Wright	0	0	0	0	0	0	0	0	65
507	Danville	0	0	0	39	0	0	0	77	5
502	DuPage	1	0	0	191	0	200	0	6	0
509	Elgin	23	0	0	0	0	0	5	0	0
512	Harper	0	3	0	48	0	34	56	112	0
540	Heartland	0	0	0	0	3	0	0	0	0
519	Highland	0	0	0	0	0	0	0	0	0
514	Illinois Central	0	0	0	90	0	0	35	5	78
529	Illinois Eastern	(0)	(0)	(0)	(0)	(0)	(0)	(51)	(0)	(0)
	Frontier	0	0	0	0	0	0	0	0	0
	Lincoln Trail	0	0	0	0	0	0	0	0	0
	Olney Central	0	0	0	0	0	0	0	0	0
	Wabash Valley	0	0	0	0	0	0	51	0	0
513	Illinois Valley	0	0	0	0	0	0	0	17	0
525	Joliet	0	0	0	87	0	0	1	56	0
520	Kankakee	0	0	0	0	0	0	0	0	0
501	Kaskaskia	0	0	0	0	0	0	2	0	0
523	Kishwaukee	0	0	0	50	0	0	0	0	0
532	Lake County	0	0	0	2	0	0	9	50	0
517	Lake Land	0	0	0	0	0	0	93	31	0
536	Lewis & Clark	0	0	0	2	0	0	1	5	0
526	Lincoln Land	0	0	0	23	0	0	0	5	0
530	Logan	0	0	0	86	0	0	1	81	2
528	McHenry	0	0	0	66	0	0	0	31	32
524	Moraine Valley	0	0	0	0	0	0	76	0	0
527	Morton	0	0	0	0	0	0	0	0	0
535	Oakton	364	0	5	177	0	46	0	53	0
505	Parkland	0	0	0	0	0	0	0	65	0
515	Prairie State	0	0	0	4	0	0	0	0	0
521	Rend Lake	0	0	0	0	0	0	0	0	0
537	Richland	0	0	0	0	0	0	0	0	1
511	Rock Valley	0	0	0	1	0	0	0	17	1
518	Sandburg	0	0	0	0	0	0	0	49	0
506	Sauk Valley	0	0	0	0	0	0	0	14	0
531	Shawnee	0	0	0	3	0	0	0	0	0
510	South Suburban	0	0	0	14	0	0	0	26	1
533	Southeastern	0	0	0	25	0	0	0	0	0
522	Southwestern	0	0	0	2	0	3	0	52	2
534	Spoon River	0	0	0	0	0	0	0	0	0
504	Triton	0	0	0	5	0	0	0	70	8
516	Waubensee	0	0	0	136	0	30	68	0	0
539	Wood	0	0	0	0	0	0	0	9	0
	TOTALS	388	3	5	1,066	3	313	595	831	326

SOURCE OF DATA: Annual Enrollment & Completion Data (A1)

Illinois Community College Board
Table III-3
ANNUAL UNDUPLICATED ENROLLMENT BY ACADEMIC PROGRAM BY COLLEGE
FOR FISCAL YEAR 2007

Dist. No.	District/College	Fashion Merchandising 12.521902	Tourism & Travel Svcs Marketing Operations 12.521905	Construction Mgmt 12.522001	Business/Mgmt/Marketing/Support Svcs, Other 12.529999	Associate in Arts	Associate in Arts & Science	Adult Basic Education	Associate in Engineering Science	Associate in Fine Arts	Associate in General Studies	Associate in Science
503	Black Hawk	0	0	0	5	3,569	0	758	0	0	37	780
508	Chicago	(0)	(0)	(0)	(735)	(20,840)	(0)	(8,619)	(67)	(6)	12,703	(5,408)
	Daley	0	0	0	48	4,099	0	826	15	0	231	594
	Kennedy-King	0	0	0	124	1,724	0	2,017	0	0	193	770
	Malcolm X	0	0	0	67	2,267	0	1,718	0	0	480	1,413
	Olive-Harvey	0	0	0	28	1,827	0	1,818	0	0	726	523
	Truman	0	0	0	177	3,932	0	957	11	0	1,580	1,030
	Washington	0	0	0	205	4,766	0	347	13	5	3,703	568
	Wilbur Wright	0	0	0	86	2,225	0	936	28	1	5,790	510
507	Danville	0	0	0	24	38	2,041	290	5	0	54	136
502	DuPage	80	145	0	0	11,155	0	339	412	545	773	4,012
509	Elgin	0	0	0	37	2,684	0	364	157	190	781	2,769
512	Harper	63	0	0	0	7,610	0	447	362	457	0	2,187
540	Heartland	0	0	0	0	5,882	0	207	24	0	0	298
519	Highland	0	0	0	6	655	0	313	24	0	40	648
514	Illinois Central	0	0	0	396	0	5,649	372	152	0	4,347	0
529	Illinois Eastern	(0)	(0)	(0)	(235)	(7)	(1,265)	(416)	(0)	(4)	(943)	(351)
	Frontier	0	0	0	25	0	104	139	0	0	86	83
	Lincoln Trail	0	0	0	11	3	448	176	0	3	483	84
	Olney Central	0	0	0	95	3	525	99	0	1	208	42
	Wabash Valley	0	0	0	104	1	188	2	0	0	166	142
513	Illinois Valley	0	0	0	61	663	0	211	23	0	176	1,115
525	Joliet	41	0	1	29	9,747	0	422	0	0	1,854	1,325
520	Kankakee	0	0	0	89	544	0	797	23	19	106	487
501	Kaskaskia	0	0	0	1,505	1,024	0	284	0	0	708	181
523	Kishwaukee	0	0	0	64	1,327	0	224	45	27	0	1,933
532	Lake County	0	0	0	596	5,843	0	537	220	121	0	1,072
517	Lake Land	0	0	0	0	1,417	0	448	48	0	1,751	1,535
536	Lewis & Clark	0	0	1	0	564	0	415	31	74	799	2,592
526	Lincoln Land	0	0	0	0	2,819	0	414	59	35	1,700	1,761
530	Logan	0	0	0	30	5,369	0	293	66	10	1	1,803
528	McHenry	0	0	0	242	574	0	243	80	167	171	2,530
524	Moraine Valley	0	0	0	1,543	5,449	0	295	0	174	0	3,454
527	Morton	0	0	0	0	939	0	338	0	73	171	421
535	Oakton	0	0	62	14	9,817	0	997	283	260	0	615
505	Parkland	0	0	135	1,244	1,757	0	361	217	166	725	2,179
515	Prairie State	0	0	0	1,763	3,371	0	786	0	27	29	681
521	Rend Lake	0	0	0	12	1,168	0	133	11	11	0	834
537	Richland	0	0	0	17	803	0	236	23	18	385	1,435
511	Rock Valley	0	0	5	3	5,433	0	782	0	0	10	1,766
518	Sandburg	0	0	0	0	859	0	127	0	14	167	1,056
506	Sauk Valley	0	0	0	0	333	0	110	34	33	15	1,027
531	Shawnee	0	0	0	0	785	0	152	5	5	255	256
510	South Suburban	24	0	8	710	1,594	0	545	29	94	0	1,235
533	Southeastern	0	0	0	1	475	0	321	0	0	11	339
522	Southwestern	0	0	0	1,208	3,419	0	1,498	33	145	8	2,589
534	Spoon River	0	0	0	10	761	0	165	0	0	468	386
504	Triton	0	0	100	156	2,512	0	653	0	41	3,406	1,701
516	Waubensee	0	0	54	517	972	0	707	66	173	748	2,280
539	Wood	0	0	0	0	546	0	126	0	0	0	1,244
	TOTALS	208	145	366	11,252	123,324	8,955	24,745	2,499	2,889	33,342	56,421

SOURCE OF DATA: Annual Enrollment & Completion Data (A1)

Illinois Community College Board

Table III-3

NUAL UNDUPLICATED ENROLLMENT BY ACADEMIC PROGRAM BY COLLEGE
FOR FISCAL YEAR 2007

Dist. No.	District/College	Adult Secondary Education	Pre-Bacc/Trans Course Enrollees	English as a Second Language	General Studies	Vocational	Total
503	Black Hawk	464	1,110	898	0	1,772	11,938
508	Chicago	(4,506)	(3,042)	(25,585)	(51)	(1,409)	(95,224)
	Daley	685	247	6,140	0	274	15,181
	Kennedy-King	479	133	572	0	177	8,371
	Malcolm X	1,223	177	2,852	2	38	11,017
	Olive-Harvey	463	179	1,019	3	255	7,544
	Truman	958	309	10,572	1	156	20,321
	Washington	202	1,318	124	25	209	16,412
	Wilbur Wright	496	679	4,306	20	300	16,378
507	Danville	130	28	29	0	3,855	8,364
502	DuPage	461	3,258	5,368	5,206	1,456	44,052
509	Elgin	568	2,221	2,945	0	82	16,847
512	Harper	322	2,487	3,214	0	0	25,314
540	Heartland	233	0	296	0	775	8,648
519	Highland	230	1,167	100	766	773	5,765
514	Illinois Central	250	3,395	84	357	29	20,023
529	Illinois Eastern	(299)	(4,584)	(75)	(0)	(6,915)	(31,295)
	Frontier	132	1,419	15	0	6,147	8,535
	Lincoln Trail	58	908	0	0	6	2,824
	Olney Central	93	771	0	0	146	3,024
	Wabash Valley	16	1,486	60	0	616	16,912
513	Illinois Valley	324	372	289	1,318	0	7,451
525	Joliet	223	44	1,330	169	1,098	24,237
520	Kankakee	569	1,408	92	523	1,678	8,800
501	Kaskaskia	243	2,149	63	63	21	9,157
523	Kishwaukee	247	1,926	617	108	18	8,141
532	Lake County	1,202	5,230	3,633	145	534	27,032
517	Lake Land	20	3,524	63	9	4,228	16,728
536	Lewis & Clark	292	5,710	52	4	0	12,783
526	Lincoln Land	304	1,271	291	22	2,878	14,462
530	Logan	642	9	5	0	5,428	19,804
528	McHenry	396	2,563	1,575	0	1	10,785
524	Moraine Valley	828	6,254	1,898	0	1,555	30,925
527	Morton	183	768	2,306	52	61	7,605
535	Oakton	365	0	2,635	0	13,245	33,777
505	Parkland	438	3,381	630	0	671	16,413
515	Prairie State	304	0	828	0	1,536	11,945
521	Rend Lake	324	3,122	11	0	5,996	13,555
537	Richland	174	872	94	396	727	7,123
511	Rock Valley	595	1,848	1,158	0	1,072	15,592
518	Sandburg	226	1,037	46	3	101	5,153
506	Sauk Valley	128	1,445	67	0	1,527	6,000
531	Shawnee	502	442	126	400	4,274	8,250
510	South Suburban	309	1,496	715	3	2,323	16,064
533	Southeastern	143	3,253	0	236	2,266	8,926
522	Southwestern	791	4,721	395	103	0	25,460
534	Spoon River	106	673	44	1	1,158	4,299
504	Triton	770	2,991	4,611	1	1,777	24,099
516	Waubonsee	1,623	2,081	3,892	911	142	18,592
539	Wood	<u>73</u>	<u>1,188</u>	<u>14</u>	<u>90</u>	<u>0</u>	<u>4,336</u>
	TOTALS	19,807	81,070	66,074	10,937	71,381	684,964

SOURCE OF DATA: Annual Enrollment & Completion Data (A1)

Illinois Community College Board

Table III-4

SUMMARY OF ANNUAL UNDUPLICATED HEADCOUNT ENROLLMENT BY AGE
FOR FISCAL YEAR 2007

District	College	Mean* Age	Median Age	16 & Under	17-20	21-24	25-30	31-39	40-55	Over 55	Unknown	Total
503	Black Hawk	29.7	25.0	43	3,398	2,480	1,892	1,709	1,938	448	30	11,938
508	Chicago	(31.1)	(27.6)	(135)	(15,556)	(21,150)	(20,959)	(18,479)	(15,400)	(3,481)	(64)	(95,224)
	Daley	30.1	27.4	10	2,327	3,662	3,489	3,275	2,115	297	6	15,181
	Kennedy-King	31.6	28.3	3	1,489	1,628	1,732	1,649	1,547	314	9	8,371
	Malcolm X	32.0	28.6	8	1,874	2,107	2,332	2,136	2,075	481	4	11,017
	Olive-Harvey	30.5	27.0	26	1,709	1,502	1,392	1,440	1,193	274	8	7,544
	Truman	32.3	29.1	62	2,276	4,033	5,143	4,561	3,304	926	16	20,321
	Washington	31.3	27.3	14	2,578	3,884	3,608	2,829	2,795	690	14	16,412
	Wilbur Wright	29.8	25.8	12	3,303	4,334	3,263	2,589	2,371	499	7	16,378
507	Danville	35.2	33.0	88	1,693	927	1,042	1,353	2,378	695	188	8,364
502	DuPage	30.1	24.3	62	11,144	11,718	6,598	5,314	6,614	2,187	415	44,052
509	Elgin	29.1	24.3	65	4,710	4,060	2,700	2,349	2,397	561	5	16,847
512	Harper	27.9	23.3	24	7,440	7,109	3,931	3,211	3,080	515	4	25,314
540	Heartland	27.7	23.6	12	2,207	2,695	1,454	1,089	1,042	135	14	8,648
519	Highland	32.4	24.8	68	2,004	808	533	652	1,058	617	25	5,765
514	Illinois Central	28.7	24.0	59	5,934	4,654	3,220	2,751	2,786	551	68	20,023
529	Illinois Eastern	(35.4)	(31.5)	(1,874)	(4,666)	(2,453)	(3,411)	(4,780)	(9,878)	(4,173)	(60)	(31,295)
	Frontier	32.8	29.2	1,595	1,761	417	673	1,097	2,110	827	55	8,535
	Lincoln Trail	35.4	29.1	46	696	352	433	439	448	409	1	2,824
	Olney Central	31.8	24.9	27	974	510	354	387	488	282	2	3,024
	Wabash Valley	41.6	42.9	206	1,235	1,174	1,951	2,857	6,832	2,655	2	16,912
513	Illinois Valley	29.3	24.5	37	2,341	1,443	1,116	1,039	1,159	264	52	7,451
525	Joliet	28.9	24.5	233	7,173	5,026	4,053	3,485	3,653	611	3	24,237
520	Kankakee	31.4	26.0	217	2,350	1,519	1,228	1,202	1,612	591	81	8,800
501	Kaskaskia	27.0	21.7	935	3,270	1,376	1,091	982	1,255	243	5	9,157
523	Kishwaukee	26.3	22.4	70	2,742	2,437	1,169	808	754	146	15	8,141
532	Lake County	29.8	25.1	53	6,754	6,551	4,263	4,137	4,416	837	21	27,032
517	Lake Land	31.0	27.5	228	4,241	2,738	2,538	2,879	3,559	545	.	16,728
536	Lewis & Clark	25.5	20.9	1,549	4,833	2,207	1,313	1,178	1,293	287	123	12,783
526	Lincoln Land	30.8	25.3	67	3,912	2,792	1,915	1,811	2,605	729	631	14,462
530	Logan	36.9	31.6	640	3,437	2,895	2,236	2,406	4,084	3,361	745	19,804
528	McHenry	28.6	23.3	41	3,389	2,616	1,431	1,386	1,583	305	34	10,785
524	Moraine Valley	28.0	23.1	783	9,410	7,685	4,092	3,654	4,425	720	156	30,925
527	Morton	28.9	25.6	12	1,709	1,880	1,586	1,353	910	155	.	7,605
535	Oakton	32.6	26.8	133	4,943	5,501	3,623	3,006	5,043	1,775	9,753	33,777
505	Parkland	27.5	22.9	101	4,847	4,808	2,445	1,893	1,799	432	88	16,413
515	Prairie State	30.5	25.8	119	3,123	2,368	1,794	1,800	2,040	552	149	11,945
521	Rend Lake	35.5	33.3	666	2,853	1,248	1,504	2,097	3,636	1,550	1	13,555
537	Richland	29.7	25.8	74	1,793	1,157	1,102	1,106	1,031	201	659	7,123
511	Rock Valley	29.7	25.0	101	4,368	3,310	2,447	2,306	2,502	558	.	15,592
518	Sandburg	30.9	25.9	27	1,439	965	760	731	872	304	55	5,153
506	Sauk Valley	32.2	26.8	28	1,928	817	689	831	1,231	464	12	6,000
531	Shawnee	35.7	34.0	141	1,711	880	944	1,380	2,372	821	1	8,250
510	South Suburban	32.1	28.3	477	3,164	2,821	2,469	2,826	3,230	895	182	16,064
533	Southeastern	32.2	27.5	567	1,993	1,191	1,252	1,346	1,738	605	234	8,926
522	Southwestern	28.8	24.3	239	7,400	5,713	4,102	3,507	3,753	733	13	25,460
534	Spoon River	31.4	25.0	5	1,132	1,010	474	564	860	252	2	4,299
504	Triton	30.1	26.0	126	5,290	5,239	4,308	3,721	3,586	875	954	24,099
516	Waubensee	28.6	24.5	294	5,244	4,070	3,032	2,903	2,602	446	1	18,592
539	Wood	<u>27.0</u>	<u>22.4</u>	<u>102</u>	<u>1,555</u>	<u>1,009</u>	<u>581</u>	<u>479</u>	<u>514</u>	<u>89</u>	<u>7</u>	<u>4,336</u>
	TOTALS	30.6	25.7	10,495	167,096	141,326	105,297	98,503	114,688	32,709	14,850	684,964

*Weighted

SOURCE OF DATA: Annual Enrollment & Completion Data (A1)

Illinois Community College Board

Table III-5

SUMMARY OF ANNUAL UNDUPLICATED HEADCOUNT ENROLLMENT BY ETHNIC ORIGIN
FOR FISCAL YEAR 2007

District	College	Asian or Pacific Islander	Native American	African American Non-Latino	Latino	White Non-Latino	Non- Resident Alien	All Other or No Indication	Total
503	Black Hawk	152	57	1,163	1,391	9,175	0	0	11,938
508	Chicago	(6,818)	(418)	(33,356)	(36,873)	(17,470)	(289)	(0)	(95,224)
	Daley	156	48	3,245	9,962	1,761	9	0	15,181
	Kennedy-King	270	32	7,031	627	384	27	0	8,371
	Malcolm X	483	48	6,018	3,639	799	30	0	11,017
	Olive-Harvey	37	19	5,847	1,526	99	16	0	7,544
	Truman	2,279	96	3,369	10,018	4,423	136	0	20,321
	Washington	2,395	103	6,482	3,117	4,305	10	0	16,412
	Wilbur Wright	1,198	72	1,364	7,984	5,699	61	0	16,378
507	Danville	74	16	814	188	7,267	5	0	8,364
502	DuPage	5,200	115	2,457	6,394	29,280	0	606	44,052
509	Elgin	1,067	37	806	5,270	9,632	35	0	16,847
512	Harper	3,070	60	1,030	4,469	14,479	199	2,007	25,314
540	Heartland	254	21	879	327	7,073	71	23	8,648
519	Highland	68	13	470	192	5,020	2	0	5,765
514	Illinois Central	394	65	2,321	516	16,716	11	0	20,023
529	Illinois Eastern	(225)	(41)	(853)	(312)	(29,855)	(9)	(0)	(31,295)
	Frontier	29	9	22	26	8,449	0	0	8,535
	Lincoln Trail	37	3	514	114	2,153	3	0	2,824
	Olney Central	27	4	26	19	2,945	3	0	3,024
	Wabash Valley	132	25	291	153	16,308	3	0	16,912
513	Illinois Valley	92	23	405	701	5,854	3	373	7,451
525	Joliet	618	61	3,061	3,584	16,883	30	0	24,237
520	Kankakee	85	22	1,418	689	6,558	9	19	8,800
501	Kaskaskia	33	71	622	213	8,183	35	0	9,157
523	Kishwaukee	242	21	1,041	1,257	5,544	8	28	8,141
532	Lake County	1,607	55	2,368	6,369	16,095	538	0	27,032
517	Lake Land	218	93	1,716	574	14,061	66	0	16,728
536	Lewis & Clark	40	37	801	104	11,801	0	0	12,783
526	Lincoln Land	233	42	1,318	419	12,426	24	0	14,462
530	Logan	186	58	1,056	222	18,277	5	0	19,804
528	McHenry	213	20	119	2,215	8,101	117	0	10,785
524	Moraine Valley	774	69	3,205	3,757	22,776	344	0	30,925
527	Morton	143	6	286	5,888	1,160	122	0	7,605
535	Oakton	3,474	47	985	1,903	17,516	0	9,852	33,777
505	Parkland	707	59	2,132	738	12,045	732	0	16,413
515	Prairie State	154	50	5,746	1,558	3,537	11	889	11,945
521	Rend Lake	96	45	694	189	12,496	35	0	13,555
537	Richland	74	28	1,298	229	5,488	6	0	7,123
511	Rock Valley	517	66	1,634	1,961	11,356	43	15	15,592
518	Sandburg	30	15	255	179	4,664	10	0	5,153
506	Sauk Valley	62	17	166	472	5,283	0	0	6,000
531	Shawnee	90	42	1,200	182	6,736	0	0	8,250
510	South Suburban	215	48	8,955	2,130	4,679	37	0	16,064
533	Southeastern	45	37	2,076	372	6,393	3	0	8,926
522	Southwestern*	479	128	5,187	779	18,878	9	0	25,460
534	Spoon River	65	15	174	28	4,009	8	0	4,299
504	Triton	868	54	3,939	6,968	12,215	55	0	24,099
516	Waubonsee	483	77	1,113	6,485	10,434	0	0	18,592
539	Wood	<u>58</u>	<u>6</u>	<u>135</u>	<u>50</u>	<u>3,819</u>	<u>12</u>	<u>256</u>	<u>4,336</u>
	TOTALS	29,223	2,155	97,254	106,147	433,234	2,883	14,068	684,964

*Formerly Belleville Area College

SOURCE OF DATA: Annual Enrollment & Completion Data (A1)

Illinois Community College Board

Table III-6

HIGHEST DEGREE PREVIOUSLY EARNED BY ILLINOIS PUBLIC COMMUNITY COLLEGE STUDENTS
FOR FISCAL YEAR 2007

Dist. No.	District/College	High School											Total
		GED	Diploma	Some College	Certificate	Assoc Degree	Bach Degree	Masters Degree	1st Prof* Degree	Doctoral Degree	Unknown/ Other	None	
503	Black Hawk	699	4,926	1,961	366	534	560	208	3	26	363	2,292	11,938
508	Chicago	(3,400)	(26,455)	(0)	(1,684)	(1,690)	(4,411)	(1,205)	(404)	(100)	(55,875)	(0)	(95,224)
	Daley	671	4,838	0	324	303	512	120	45	9	8,359	0	15,181
	Kennedy-King	375	1,829	0	159	76	103	45	8	4	5,772	0	8,371
	Malcolm X	356	2,451	0	208	131	264	100	33	11	7,463	0	11,017
	Olive-Harvey	225	1,400	0	67	62	99	37	3	6	5,645	0	7,544
	Truman	391	4,069	0	249	301	1,296	332	134	24	13,525	0	20,321
	Washington	574	5,081	0	224	376	1,368	286	87	30	8,386	0	16,412
	Wright	808	6,787	0	453	441	769	285	94	16	6,725	0	16,378
507	Danville	586	3,457	0	395	679	752	413	57	40	528	1,457	8,364
502	DuPage	869	18,185	9,682	1,491	2,059	4,305	1,535	144	204	1,185	4,393	44,052
509	Elgin	442	5,381	2,567	413	647	616	195	27	15	4,261	2,283	16,847
512	Harper	674	18,259	0	308	416	1,546	480	0	0	0	3,631	25,314
540	Heartland	327	1,674	2,761	94	255	449	89	3	9	798	2,189	8,648
519	Highland	290	1,437	484	117	369	238	94	5	17	220	2,494	5,765
514	Illinois Central	1,256	9,147	3,890	419	980	971	218	20	7	309	2,806	20,023
529	Illinois Eastern	(2,190)	(10,393)	(8)	(1,404)	(2,420)	(1,301)	(327)	(84)	(35)	(89)	(13,044)	(31,295)
	Frontier	126	800	1	139	408	211	87	5	4	7	6,747	8,535
	Lincoln Trail	685	1,066	4	53	80	64	30	2	7	6	827	2,824
	Olney Central	94	669	0	88	143	66	10	2	1	2	1,949	3,024
	Wabash Valley	1,285	7,858	3	1,124	1,789	960	200	75	23	74	3,521	16,912
513	Illinois Valley	0	0	0	44	208	166	67	8	7	1,210	5,741	7,451
525	Joliet	488	13,784	0	306	1,418	25	38	0	5	6,619	1,554	24,237
520	Kankakee	421	3,329	57	186	803	147	60	0	5	3,229	563	8,800
501	Kaskaskia	451	1,573	768	194	541	243	129	9	11	1,458	3,780	9,157
523	Kishwaukee	114	938	4,304	164	357	244	54	4	7	1,587	368	8,141
532	Lake County	646	12,348	12	1,161	652	1,744	584	127	75	771	8,912	27,032
517	Lake Land	2,094	4,952	1,721	1,102	1,318	1,089	340	34	37	314	3,727	16,728
536	Lewis & Clark	112	1,640	3,450	49	104	92	43	2	5	119	7,167	12,783
526	Lincoln Land	524	4,036	6,992	211	268	401	90	0	14	1,892	34	14,462
530	Logan	502	7,844	2,661	829	1,667	0	0	0	0	0	6,301	19,804
528	McHenry	224	3,710	1,744	641	1,003	379	132	13	15	20	2,904	10,785
524	Moraine Valley	835	13,534	7,396	281	633	1,137	237	9	40	138	6,685	30,925
527	Morton	132	3,691	613	112	50	65	8	1	1	377	2,555	7,605
535	Oakton	355	7,751	7,478	313	371	1,039	337	0	60	15,634	439	33,777
505	Parkland	472	9,013	1,322	185	350	653	213	12	44	3,758	391	16,413
515	Prairie State	287	2,539	2,149	220	184	381	167	5	8	3,595	2,410	11,945
521	Rend Lake	1,041	5,693	864	492	1,294	1,224	432	18	74	72	2,351	13,555
537	Richland	515	2,797	0	397	530	8	2	0	0	1,753	1,121	7,123
511	Rock Valley	818	6,928	603	793	1,298	222	42	3	5	269	4,611	15,592
518	Sandburg	198	859	777	182	178	89	13	2	3	2,165	687	5,153
506	Sauk Valley	240	1,916	673	230	288	213	65	17	17	1,964	377	6,000
531	Shawnee	425	2,990	183	278	704	701	307	19	28	565	2,050	8,250
510	South Suburban	58	7,430	4,389	303	463	761	219	16	35	590	1,800	16,064
533	Southeastern	1,211	2,599	260	109	203	194	74	3	13	1,712	2,548	8,926
522	Southwestern	961	6,261	9,201	1,050	1,476	1,079	322	37	22	45	5,006	25,460
534	Spoon River	90	1,184	856	46	94	53	8	0	1	1,271	696	4,299
504	Triton	574	9,093	0	734	1,435	0	0	0	0	0	12,263	24,099
516	Waubensee	556	8,503	0	359	596	966	284	18	25	89	7,196	18,592
539	Wood	<u>160</u>	<u>1,746</u>	<u>1,130</u>	<u>164</u>	<u>163</u>	<u>114</u>	<u>27</u>	<u>4</u>	<u>5</u>	<u>11</u>	<u>812</u>	<u>4,336</u>
	TOTALS	25,237	247,995	80,956	17,826	28,698	28,578	9,058	1,108	1,015	114,855	129,638	684,964

*Dental, Law, Medical, Pharmacy, Theology, Veterinary, etc.

SOURCE OF DATA: A1 Submission

Illinois Community College Board
Table III-7
SUMMARY OF TRANSFER AND GENERAL STUDIES DEGREES AND CERTIFICATES
AWARDED IN FISCAL YEAR 2007

Dist. No.	District/College	Associate in Arts	Associate in Science	Associate in Arts and Science	Associate in Engineering Science	Associate in Fine Arts	Associate in Liberal Studies & General Ed	Gen Studies Certificates	Grand Total Graduates in Transfer and General Studies Areas
503	Black Hawk	281	96	0	0	0	5	0	382
508	Chicago	(980)	(173)	(0)	(11)	(3)	(110)	(0)	(1,277)
	Daley	147	26	0	1	0	0	0	174
	Kennedy-King	64	6	0	0	0	29	0	99
	Malcolm X	80	22	0	0	0	12	0	114
	Olive-Harvey	119	25	0	0	0	1	0	145
	Truman	72	32	0	0	0	12	0	116
	Washington	203	23	0	3	2	39	0	270
	Wilbur Wright	295	39	0	7	1	17	0	359
507	Danville	0	0	109	2	0	23	0	134
502	DuPage	666	98	0	5	0	133	0	902
509	Elgin	323	76	0	0	0	34	0	433
512	Harper	790	27	0	8	6	0	0	831
540	Heartland	427	73	0	3	0	0	0	503
519	Highland	109	62	0	3	0	11	0	185
514	Illinois Central	0	0	600	12	0	126	0	738
529	Illinois Eastern	(2)	(104)	(286)	(0)	(0)	(103)	(0)	(495)
	Frontier	0	22	29	0	0	8	0	59
	Lincoln Trail	0	25	86	0	0	58	0	169
	Olney Central	1	4	127	0	0	14	0	146
	Wabash Valley	1	53	44	0	0	23	0	121
513	Illinois Valley	111	224	0	2	0	21	0	358
525	Joliet	377	56	0	0	0	100	0	533
520	Kankakee	65	50	0	4	4	32	0	155
501	Kaskaskia	175	28	0	0	0	22	0	225
523	Kishwaukee	142	229	0	0	1	0	0	372
532	Lake County	454	81	0	5	0	0	0	540
517	Lake Land	123	211	0	12	0	47	0	393
536	Lewis & Clark	75	234	0	2	5	9	0	325
526	Lincoln Land	269	160	0	7	5	42	0	488
530	Logan	185	117	0	0	3	0	0	305
528	McHenry	60	328	0	0	3	39	0	430
524	Moraine Valley	363	512	0	0	0	0	0	875
527	Morton	88	28	0	0	6	58	0	180
535	Oakton	267	7	0	4	1	0	0	279
505	Parkland	150	299	0	9	12	70	0	540
515	Prairie State	175	30	0	0	0	6	0	211
521	Rend Lake	223	148	0	4	2	0	0	377
537	Richland	62	74	0	1	2	11	0	152
511	Rock Valley	508	96	0	0	0	1	0	605
518	Sandburg	66	34	0	0	2	13	0	115
506	Sauk Valley	62	104	0	4	3	7	0	180
531	Shawnee	138	47	0	0	0	7	0	192
510	South Suburban	116	101	0	1	1	0	0	219
533	Southeastern	60	53	0	0	0	19	0	132
522	Southwestern	373	188	0	0	16	1	0	578
534	Spoon River	109	71	0	0	0	19	1	200
504	Triton	209	140	0	0	2	89	0	440
516	Waubonsee	103	231	0	0	1	25	0	363
539	Wood	<u>70</u>	<u>113</u>	<u>0</u>	<u>0</u>	<u>0</u>	<u>2</u>	<u>0</u>	<u>185</u>
	TOTALS	8,756	4,703	995	99	78	1,185	1	15,827

SOURCE OF DATA: Annual Enrollment & Completion Data (A1)

Illinois Community College Board

Table III-8

SUMMARY OF CAREER AND TECHNICAL EDUCATION DEGREES AND CERTIFICATES AWARDED
IN FISCAL YEAR 2007

District	District/College	Associate in Applied Science	Certificates of One Year or More	Certificates of Less Than One Year	Vocational Skills Certificates	Total
	Black Hawk	225	145	29	0	399
503	Chicago	(845)	(577)	(4,969)	(198)	(6,589)
508	Daley	191	79	287	0	557
	Kennedy-King	126	103	307	0	536
	Malcolm X	169	102	235	0	506
	Olive-Harvey	77	38	172	0	287
	Truman	114	88	150	198	550
	Washington	92	43	3,495	0	3,630
	Wilbur Wright	76	124	323	0	523
	Danville	107	61	14	0	182
507	DuPage	626	417	1,041	0	2,084
502	Elgin	258	160	442	0	860
509	Harper	645	58	823	0	1,526
512	Heartland	63	38	187	0	288
540	Highland	66	44	29	0	139
519	Illinois Central	477	297	273	0	1,047
514	Illinois Eastern	(364)	(257)	(526)	(0)	(1,147)
529	Frontier	19	13	133	0	165
	Lincoln Trail	42	70	177	0	289
	Olney Central	225	165	133	0	523
	Wabash Valley	78	9	83	0	170
	Illinois Valley	137	98	461	0	696
513	Joliet	385	193	122	0	700
525	Kankakee	182	70	92	0	344
520	Kaskaskia	269	191	359	0	819
501	Kishwaukee	115	67	276	0	458
523	Lake County	337	121	835	0	1,293
532	Lake Land	313	444	540	0	1,297
517	Lewis & Clark	230	47	654	0	931
536	Lincoln Land	160	90	826	0	1,076
526	Logan	235	151	194	0	580
530	McHenry	91	12	390	0	493
528	Moraine Valley	351	113	280	0	744
524	Morton	151	79	123	0	353
527	Oakton	266	78	509	0	853
535	Parkland	420	69	114	0	603
505	Prairie State	121	59	517	0	697
515	Rend Lake	231	229	236	0	696
521	Richland	152	215	192	0	559
537	Rock Valley	243	123	619	0	985
511	Sandburg	189	171	24	0	384
518	Sauk Valley	94	34	494	0	622
506	Shawnee	62	62	200	0	324
531	South Suburban	177	132	752	0	1,061
510	Southeastern	90	155	237	0	482
533	Southwestern	493	275	1,305	0	2,073
522	Spoon River	60	20	52	0	132
534	Triton	385	121	290	0	796
504	Waubonsee	156	100	600	0	856
516	Wood	<u>120</u>	<u>56</u>	<u>151</u>	<u>0</u>	<u>327</u>
539	TOTALS	9,891	5,629	19,777	198	35,495

SOURCE OF DATA: A1 Submission

Illinois Community College Board
Table III-9
ANNUAL DUPLICATED COMPLETERS BY ACADEMIC PROGRAM BY COLLEGE
FOR FISCAL YEAR 2007

Dist. No.	District/College	Ag. Gen 12 010000	Ag Bus/Mgmt, Gen 12 010101	Ag Econ 12 010103	Ag Bus Tech 12 010106	Ag Mechanics, Gen 12 010201	Ag Power Mch Op 12 010204	Ag Mech & Equip/Mch Tech 12 010205	Ag Production, Gen 12 010301	Ag Anim Husb/Prod Mgrt 12 010302	Crop Production 12 010304	Hrs Husband, Sci & Mgrt 12 010307
503	Black Hawk	0	7	0	0	6	0	3	6	12	2	17
508	Chicago (0)	(0)	(0)	(0)	(0)	(0)	(0)	(0)	(0)	(0)	(0)	(0)
	Daley	0	0	0	0	0	0	0	0	0	0	0
	Kennedy-King	0	0	0	0	0	0	0	0	0	0	0
	Malcolm X	0	0	0	0	0	0	0	0	0	0	0
	Olive-Harvey	0	0	0	0	0	0	0	0	0	0	0
	Truman	0	0	0	0	0	0	0	0	0	0	0
	Washington	0	0	0	0	0	0	0	0	0	0	0
	Wilbur Wright	0	0	0	0	0	0	0	0	0	0	0
507	Danville	0	1	0	0	0	0	0	0	0	0	0
502	DuPage	0	0	0	0	0	0	0	0	0	0	0
509	Elgin	0	0	0	0	0	0	0	0	0	0	0
512	Harper	0	0	0	0	0	0	0	0	0	0	0
540	Heartland	0	0	0	0	0	0	0	0	0	0	0
519	Highland	0	1	0	0	0	0	0	0	0	0	0
514	Illinois Central	0	3	0	0	0	0	14	0	1	1	0
529	Illinois Eastern (0)	(0)	(0)	(14)	(0)	(0)	(0)	(2)	(0)	(0)	(0)	(0)
	Frontier	0	0	0	0	0	0	0	0	0	0	0
	Lincoln Trail	0	0	0	0	0	0	0	0	0	0	0
	Olney Central	0	0	0	0	0	0	0	0	0	0	0
	Wabash Valley	0	0	0	14	0	0	0	2	0	0	0
513	Illinois Valley	0	0	0	0	0	0	0	0	0	0	0
525	Joliet	0	0	8	0	0	0	0	5	0	0	0
520	Kankakee	0	0	0	0	0	0	0	0	0	0	0
501	Kaskaskia	8	1	0	0	0	0	0	0	0	0	0
523	Kishwaukee	0	0	0	0	0	26	8	0	0	0	0
532	Lake County	0	0	0	0	0	0	0	0	0	0	0
517	Lake Land	0	2	11	0	0	1	16	13	0	7	0
536	Lewis & Clark	0	0	0	0	0	0	0	0	0	0	0
526	Lincoln Land	0	0	0	0	0	0	0	5	0	0	0
530	Logan	0	0	0	0	0	0	0	0	0	0	0
528	McHenry	0	0	0	0	0	0	0	0	0	0	0
524	Moraine Valley	0	0	0	0	0	0	0	0	0	0	0
527	Morton	0	0	0	0	0	0	0	0	0	0	0
535	Oakton	0	0	0	0	0	0	0	0	0	0	0
505	Parkland	0	7	0	1	0	3	0	0	0	0	9
515	Prairie State	0	0	0	0	0	0	0	0	0	0	0
521	Rend Lake	0	11	0	0	19	0	10	8	0	0	0
537	Richland	0	0	0	0	0	0	0	0	0	0	0
511	Rock Valley	0	0	0	0	0	0	0	0	0	0	0
518	Sandburg	0	0	0	0	0	0	0	0	0	0	0
506	Sauk Valley	0	0	0	0	0	0	0	0	0	0	0
531	Shawnee	1	1	0	0	0	0	0	0	0	0	0
510	South Suburban	0	0	0	0	0	0	0	0	0	0	0
533	Southeastern	0	0	0	0	0	0	0	0	0	0	0
522	Southwestern*	0	0	0	0	0	0	0	0	0	0	0
534	Spoon River	0	4	0	0	0	0	12	0	0	0	0
504	Triton	0	0	0	0	0	0	0	0	0	0	0
516	Waubonsee	0	0	0	0	0	0	0	0	0	0	0
539	Wood	0	8	0	0	0	0	0	0	4	0	0
	TOTALS	9	46	19	15	25	30	63	39	17	10	26

*Formerly Belleville Area College

SOURCE OF DATA: Annual Enrollment & Completion Data (A1)

Illinois Community College Board
Table III-9
ANNUAL DUPLICATED COMPLETERS BY ACADEMIC PROGRAM BY COLLEGE
FOR FISCAL YEAR 2007

Dist. No.	District/College	Dog/Per/Animal Grooming 12 010504	Animal Training 12 010505	Equine Stud/ Hese Mgr 12 010507	App Hort & Hort Bus Svcs 12 010601	Ornamental Hort 12 010603	Greenhouse Op & Mgr 12 010604	Landscaping Op & Mgr 12 010605	Nursery Op/Mgr 12 010606	Turf Management 12 010607	Floriculture Op & Mgr 12 010608	Environmental Science 12 030104
503	Black Hawk	0	0	9	0	0	0	0	0	0	0	0
508	Chicago	(0)	(0)	(0)	(0)	(0)	(0)	(0)	(0)	(0)	(0)	(0)
	Daley	0	0	0	0	0	0	0	0	0	0	0
	Kennedy-King	0	0	0	0	0	0	0	0	0	0	0
	Malcolm X	0	0	0	0	0	0	0	0	0	0	0
	Olive-Harvey	0	0	0	0	0	0	0	0	0	0	0
	Truman	0	0	0	0	0	0	0	0	0	0	0
	Washington	0	0	0	0	0	0	0	0	0	0	0
	Wilbur Wright	0	0	0	0	0	0	0	0	0	0	0
507	Danville	0	0	0	0	0	0	0	0	0	2	0
502	DuPage	0	0	0	18	4	1	9	3	0	0	0
509	Elgin	0	0	0	0	0	0	0	0	0	0	0
512	Harper	0	0	0	12	0	0	7	2	4	5	0
540	Heartland	0	0	0	0	0	0	0	0	0	0	0
519	Highland	0	0	0	0	0	0	0	0	0	0	0
514	Illinois Central	0	0	0	26	0	0	0	0	0	0	0
529	Illinois Eastern	(0)	(0)	(0)	(3)	(0)	(0)	(0)	(0)	(0)	(0)	(0)
	Frontier	0	0	0	0	0	0	0	0	0	0	0
	Lincoln Trail	0	0	0	3	0	0	0	0	0	0	0
	Olney Central	0	0	0	0	0	0	0	0	0	0	0
	Wabash Valley	0	0	0	0	0	0	0	0	0	0	0
513	Illinois Valley	0	0	0	4	0	0	0	0	0	1	0
525	Joliet	0	0	0	0	0	4	3	13	3	1	0
520	Kankakee	0	0	0	0	0	0	0	0	0	0	0
501	Kaskaskia	0	0	0	0	0	0	0	0	0	0	0
523	Kishwaukee	0	0	1	6	7	6	6	3	1	4	0
532	Lake County	0	0	0	0	0	0	8	0	0	1	0
517	Lake Land	13	14	0	49	0	0	0	0	0	0	0
536	Lewis & Clark	0	0	0	0	0	0	0	0	0	0	0
526	Lincoln Land	0	0	0	0	0	0	4	0	0	0	0
530	Logan	0	0	0	0	0	0	0	0	0	0	0
528	McHenry	0	0	0	7	0	1	6	0	2	7	0
524	Moraine Valley	0	0	0	0	0	0	0	0	0	0	0
527	Morton	0	0	0	0	0	0	0	0	0	0	0
535	Oakton	0	0	0	0	0	0	0	0	0	0	0
505	Parkland	0	0	0	0	0	0	7	0	0	0	0
515	Prairie State	0	0	0	0	0	0	0	0	0	0	0
521	Rend Lake	0	0	0	24	0	0	0	0	0	0	0
537	Richland	0	0	0	26	0	0	0	0	0	4	0
511	Rock Valley	0	0	0	0	0	0	0	0	0	0	0
518	Sandburg	0	0	0	0	0	0	0	0	0	0	0
506	Sauk Valley	0	0	0	0	0	0	0	0	0	0	0
531	Shawnee	0	0	0	0	0	0	0	0	0	0	1
510	South Suburban	0	0	5	0	0	0	0	0	0	0	0
533	Southeastern	0	0	0	19	0	0	0	0	0	0	0
522	Southwestern*	0	0	0	10	0	0	0	0	0	2	0
534	Spoon River	0	0	0	0	0	0	0	0	0	0	0
504	Triton	0	0	0	3	1	0	4	0	0	0	0
516	Waubensee	0	0	0	0	0	0	0	0	0	0	0
539	Wood	0	0	0	6	0	0	0	0	0	0	0
	TOTALS	13	14	15	213	12	12	54	21	10	27	1

*Formerly Belleville Area College

SOURCE OF DATA: Annual Enrollment & Completion Data (A1)

Illinois Community College Board
Table III-9
ANNUAL DUPLICATED COMPLETERS BY ACADEMIC PROGRAM BY COLLEGE
FOR FISCAL YEAR 2007

Dist. No.	District/College	Natural Res Mgt/Policy 12 030201	Forest Tech 12 030511	Wildlife Mgt 12 030601	Radio/TV Broadcasting 12 090701	Dig Comm & Media/Multi 12 090702	Advertising 12 090903	Photo & Film Tech & Asst 12 100201	Radio & TV Broadcast Tech 12 100202	Graphic Comm, Gen 12 100301	Dsktp Pub & Dig Image Des 12 100303	Amnun, Vid Graph & Spe Eff 12 100304
503	Black Hawk	0	0	0	0	0	0	0	1	0	0	0
508	Chicago	(0)	(0)	(3)	(0)	(0)	(0)	(0)	(2)	(0)	(10)	
	Daley	0	0	0	0	0	0	0	0	0	0	0
	Kennedy-King	0	0	0	3	0	0	0	0	2	0	0
	Malcolm X	0	0	0	0	0	0	0	0	0	0	0
	Olive-Harvey	0	0	0	0	0	0	0	0	0	0	0
	Truman	0	0	0	0	0	0	0	0	0	0	0
	Washington	0	0	0	0	0	0	0	0	0	0	10
	Wilbur Wright	0	0	0	0	0	0	0	0	0	0	0
507	Danville	0	0	0	0	0	0	0	0	0	0	0
502	DuPage	0	0	0	3	0	0	3	0	0	25	0
509	Elgin	0	0	0	0	0	0	0	0	0	5	0
512	Harper	0	3	0	0	0	0	0	0	0	1	0
540	Heartland	0	0	0	0	0	0	0	0	4	0	0
519	Highland	0	0	0	0	0	0	0	0	0	0	0
514	Illinois Central	0	0	0	0	0	0	0	0	0	1	0
529	Illinois Eastern	(0)	(0)	(0)	(0)	(0)	(0)	(9)	(0)	(0)	(0)	
	Frontier	0	0	0	0	0	0	0	0	0	0	0
	Lincoln Trail	0	0	0	0	0	0	0	0	0	0	0
	Olney Central	0	0	0	0	0	0	0	0	0	0	0
	Wabash Valley	0	0	0	0	0	0	0	9	0	0	0
513	Illinois Valley	0	0	0	0	0	0	0	0	0	0	0
525	Joliet	0	0	0	0	0	0	0	0	0	0	0
520	Kankakee	0	0	0	0	0	0	0	0	0	2	0
501	Kaskaskia	0	0	0	0	0	0	0	0	0	0	0
523	Kishwaukee	0	0	0	0	0	0	0	0	0	0	0
532	Lake County	1	2	0	0	0	0	0	0	0	0	0
517	Lake Land	0	0	0	10	0	0	0	0	0	7	0
536	Lewis & Clark	0	0	0	8	0	0	0	0	0	11	0
526	Lincoln Land	0	0	0	0	0	0	0	0	0	0	0
530	Logan	0	0	0	0	0	0	0	0	0	0	0
528	McHenry	0	0	0	0	0	0	0	0	0	0	0
524	Moraine Valley	0	0	0	0	0	0	0	0	0	2	6
527	Morton	0	0	0	0	0	0	0	0	0	0	0
535	Oakton	0	0	0	0	0	1	0	0	0	2	0
505	Parkland	0	0	0	3	1	0	0	0	0	0	4
515	Prairie State	0	0	0	0	0	0	0	0	4	0	0
521	Rend Lake	0	0	0	0	0	0	0	0	0	0	0
537	Richland	0	0	0	0	0	0	0	0	0	2	0
511	Rock Valley	0	0	0	0	0	0	0	0	0	0	0
518	Sandburg	0	0	0	0	0	0	0	0	0	0	0
506	Sauk Valley	0	0	0	0	0	0	0	0	0	0	0
531	Shawnee	0	0	2	0	0	0	0	0	0	0	0
510	South Suburban	0	0	0	0	0	0	0	0	0	0	0
533	Southeastern	0	0	12	0	0	0	0	0	0	0	0
522	Southwestern*	0	0	0	0	0	0	0	0	0	24	0
534	Spoon River	5	0	0	0	0	0	0	0	0	0	0
504	Triton	0	0	0	0	0	0	0	0	0	0	0
516	Waubonsee	0	0	0	0	0	0	0	4	0	0	0
539	Wood	0	0	0	0	0	0	0	0	0	0	0
	TOTALS	6	5	14	27	1	1	3	14	10	82	20

*Formerly Belleville Area College

SOURCE OF DATA: Annual Enrollment & Completion Data (A1)

Illinois Community College Board
Table III-9
ANNUAL DUPLICATED COMPLETERS BY ACADEMIC PROGRAM BY COLLEGE
FOR FISCAL YEAR 2007

Dist. No.	District/College	Graphic/Print Exp Op 12 100305	Platemaker/Imager 12 100306	Info Tech 12 110103	Comp Prog Gen 12 110201	Comp Prog. Specific App 12 110202	Comp Prog. Vendor Cert 12 110203	Data Proc & Data Proc Tech 12 110301	Info Sci/Studies 12 110401	Data Ent/Miccomp App. Gen 12 110601	Word Processing 12 110602	Web. Dig/Multi & Info Des 12 110801
503	Black Hawk	0	0	0	1	0	0	0	0	0	0	4
508	Chicago (0)	(3)	(34)	(0)	(0)	(0)	(0)	(61)	(0)	(0)	(10)	
	Daley	0	0	11	0	0	0	0	24	0	0	0
	Kennedy-King	0	3	4	0	0	0	0	2	0	0	3
	Malcolm X	0	0	2	0	0	0	0	3	0	0	0
	Olive-Harvey	0	0	1	0	0	0	0	6	0	0	0
	Truman	0	0	6	0	0	0	0	22	0	0	7
	Washington	0	0	6	0	0	0	0	2	0	0	0
	Wilbur Wright	0	0	4	0	0	0	0	2	0	0	0
507	Danville	0	0	0	0	1	0	0	0	0	0	0
502	DuPage	0	0	0	0	26	0	0	0	25	0	4
509	Elgin	0	0	0	0	0	0	0	0	0	2	3
512	Harper	3	0	0	4	0	0	1	46	0	0	12
540	Heartland	0	0	5	1	0	0	0	0	7	0	1
519	Highland	0	0	3	0	0	0	0	0	0	0	0
514	Illinois Central	0	6	0	1	0	0	1	0	15	0	7
529	Illinois Eastern (0)	(0)	(0)	(1)	(0)	(0)	(0)	(0)	(2)	(0)	(5)	
	Frontier	0	0	0	0	0	0	0	0	0	0	2
	Lincoln Trail	0	0	0	1	0	0	0	0	2	0	1
	Olney Central	0	0	0	0	0	0	0	0	0	0	1
	Wabash Valley	0	0	0	0	0	0	0	0	0	0	1
513	Illinois Valley	0	0	0	0	0	0	0	0	0	0	0
525	Joliet	0	0	0	2	0	0	0	0	0	2	0
520	Kankakee	0	0	1	0	0	0	0	0	0	0	0
501	Kaskaskia	0	0	0	0	0	0	0	5	0	0	0
523	Kishwaukee	0	0	1	3	0	0	0	0	0	0	0
532	Lake County	0	0	1	0	12	0	0	0	0	0	9
517	Lake Land	13	0	0	0	0	0	0	23	0	0	0
536	Lewis & Clark	0	0	0	9	6	0	0	0	0	0	22
526	Lincoln Land	0	0	0	7	1	0	0	0	0	3	3
530	Logan	0	0	7	0	0	0	0	1	1	0	0
528	McHenry	0	0	3	0	0	0	0	0	0	0	0
524	Moraine Valley	0	0	0	0	12	0	0	0	0	0	4
527	Morton	0	0	6	0	0	9	0	0	0	0	0
535	Oakton	0	0	6	2	0	6	0	13	0	0	6
505	Parkland	0	0	0	1	2	0	0	0	4	0	2
515	Prairie State	0	0	2	1	0	0	0	0	0	6	2
521	Rend Lake	0	0	0	0	1	0	0	0	0	0	0
537	Richland	0	0	0	2	0	0	1	0	2	0	2
511	Rock Valley	8	0	2	0	1	0	0	0	0	0	0
518	Sandburg	0	0	0	2	0	0	0	0	0	0	0
506	Sauk Valley	0	0	0	6	0	0	0	0	1	4	0
531	Shawnee	0	0	0	0	0	0	0	0	0	0	0
510	South Suburban	0	0	0	0	0	0	0	8	0	0	1
533	Southeastern	0	0	4	0	0	0	0	0	0	0	4
522	Southwestern*	0	0	0	1	53	0	0	0	0	0	23
534	Spoon River	0	0	7	0	0	0	0	0	0	0	3
504	Triton	0	0	0	0	0	0	0	2	0	0	0
516	Waubensee	0	0	0	2	0	0	0	0	0	0	4
539	Wood	0	0	0	0	0	0	0	0	0	0	0
	TOTALS	24	9	82	46	115	15	3	159	57	17	131

*Formerly Belleville Area College

SOURCE OF DATA: Annual Enrollment & Completion Data (A1)

Illinois Community College Board
Table III-9
ANNUAL DUPLICATED COMPLETERS BY ACADEMIC PROGRAM BY COLLEGE
FOR FISCAL YEAR 2007

Dist. No.	District/College	Data Mod/Wrks & Admin 12 110802	Computer Graphics 12 110803	Comp Sys Net & Telecom 12 110901	Sys Admin/Administrator 12 111001	Sys. Net. & LAN/WAN Mgt 12 111002	Comp & Info Sys Sec 12 111003	Web/Mult Mgt & Wbmstr 12 111004	Info Tch Ser Adm & Mgr 12 111099	Mort Sci & Emblm/Emblmr 12 120303	Csntlg/Csmtlgt, Gen 12 120401
503	Black Hawk	0	0	5	0	0	0	0	0	0	0
508	Chicago	(0)	(0)	(5)	(0)	(0)	(0)	(0)	(18)	(46)	
	Daley	0	0	3	0	0	0	0	0	0	0
	Kennedy-King	0	0	0	0	0	0	0	0	0	0
	Malcolm X	0	0	0	0	0	0	0	0	18	0
	Olive-Harvey	0	0	0	0	0	0	0	0	0	0
	Truman	0	0	2	0	0	0	0	0	0	46
	Washington	0	0	0	0	0	0	0	0	0	0
	Wilbur Wright	0	0	0	0	0	0	0	0	0	0
507	Danville	0	0	23	0	0	0	0	0	0	3
502	DuPage	0	0	0	2	0	0	0	0	0	6
509	Elgin	0	0	9	6	0	0	0	2	0	0
512	Harper	0	0	2	0	1	0	0	0	0	0
540	Heartland	0	0	8	1	0	0	0	0	0	0
519	Highland	0	0	0	0	0	0	0	0	0	14
514	Illinois Central	2	0	25	0	0	0	3	0	0	0
529	Illinois Eastern	(0)	(0)	(1)	(0)	(0)	(0)	(0)	(0)	(14)	
	Frontier	0	0	0	0	0	0	0	0	0	0
	Lincoln Trail	0	0	1	0	0	0	0	0	0	0
	Olney Central	0	0	0	0	0	0	0	0	0	14
	Wabash Valley	0	0	0	0	0	0	0	0	0	0
513	Illinois Valley	0	0	22	3	0	0	0	0	0	0
525	Joliet	0	0	6	0	0	0	2	0	0	5
520	Kankakee	0	0	0	0	0	0	0	0	0	0
501	Kaskaskia	0	0	12	9	0	0	0	0	0	33
523	Kishwaukee	0	0	0	1	0	0	0	0	0	0
532	Lake County	0	0	22	2	0	0	0	0	0	0
517	Lake Land	0	0	0	0	0	0	0	0	0	57
536	Lewis & Clark	0	2	47	0	0	0	0	0	0	0
526	Lincoln Land	0	0	8	8	0	0	0	0	0	0
530	Logan	0	0	0	0	0	0	0	0	0	34
528	McHenry	0	0	0	0	0	0	1	0	0	0
524	Moraine Valley	0	0	7	0	13	4	7	0	0	0
527	Morton	0	0	0	2	0	0	0	0	0	0
535	Oakton	1	0	6	1	0	0	0	0	0	0
505	Parkland	5	6	0	9	0	0	1	0	0	0
515	Prairie State	0	0	2	0	0	0	0	0	0	0
521	Rend Lake	0	0	16	0	0	0	0	0	0	15
537	Richland	0	0	11	1	0	0	0	0	0	0
511	Rock Valley	0	0	25	0	0	3	0	0	0	0
518	Sandburg	0	0	3	0	0	0	0	0	12	24
506	Sauk Valley	0	0	10	14	3	0	0	0	0	0
531	Shawnee	0	0	1	0	0	0	0	0	0	11
510	South Suburban	0	0	5	0	0	0	0	0	0	0
533	Southeastern	0	0	1	0	0	0	0	0	0	21
522	Southwestern*	0	0	66	17	0	10	7	0	0	0
534	Spoon River	0	0	6	0	0	0	0	0	0	0
504	Triton	0	0	1	3	0	0	0	0	0	0
516	Waubonsee	0	0	1	1	0	0	0	0	0	0
539	Wood	0	0	0	0	0	0	0	0	0	0
	TOTALS	8	8	356	80	17	17	21	2	30	283

*Formerly Belleville Area College

SOURCE OF DATA: Annual Enrollment & Completion Data (A1)

Illinois Community College Board
Table III-9
ANNUAL DUPLICATED COMPLETERS BY ACADEMIC PROGRAM BY COLLEGE
FOR FISCAL YEAR 2007

Dist. No.	District/College	Nail Tech/Spelst & Mami 12 120410	Baker/Pastry Chef 12 120501	Cul/Arts/Chef/Trng 12 120503	Rest, Cul, & Cater Mgr 12 120504	Ed Prep/Prof Cn/Kchn Ast 12 120505	Ed Ser, Wait & Dine Rm Mgr 12 120507	Ed/Instruction Media Des 12 130501	Special Ed & Teaching, Gen 12 131001	Educ in Early Child Spec Ed 12 131015	Early Child Educ 12 131210	Teaching ESL 12 131401
503	Black Hawk	0	0	0	0	0	0	0	0	0	0	0
508	Chicago (0)	(0)	(58)	(0)	(0)	(0)	(0)	(0)	(6)	(1)	(0)	
	Daley	0	0	0	0	0	0	0	0	0	0	0
	Kennedy-King	0	0	58	0	0	0	0	0	6	1	0
	Malcolm X	0	0	0	0	0	0	0	0	0	0	0
	Olive-Harvey	0	0	0	0	0	0	0	0	0	0	0
	Truman	0	0	0	0	0	0	0	0	0	0	0
	Washington	0	0	0	0	0	0	0	0	0	0	0
	Wilbur Wright	0	0	0	0	0	0	0	0	0	0	0
507	Danville	0	0	0	0	0	0	0	0	0	0	0
502	DuPage	0	9	13	3	0	0	1	0	0	0	0
509	Elgin	0	11	14	1	9	0	0	0	0	0	0
512	Harper	0	7	3	0	0	1	0	0	0	0	0
540	Heartland	0	0	0	0	0	0	0	0	0	0	0
519	Highland	4	0	0	0	0	0	0	0	0	0	0
514	Illinois Central	0	0	15	0	0	38	0	0	0	0	0
529	Illinois Eastern (0)	(0)	(0)	(0)	(0)	(12)	(0)	(0)	(0)	(0)	(0)	
	Frontier	0	0	0	0	0	0	0	0	0	0	0
	Lincoln Trail	0	0	0	0	0	12	0	0	0	0	0
	Olney Central	0	0	0	0	0	0	0	0	0	0	0
	Wabash Valley	0	0	0	0	0	0	0	0	0	0	0
513	Illinois Valley	0	0	0	0	0	22	1	0	0	0	0
525	Joliet	0	0	33	0	9	0	0	0	0	0	0
520	Kankakee	0	0	0	0	0	0	0	0	0	0	0
501	Kaskaskia	0	0	16	0	4	13	0	0	0	0	0
523	Kishwaukee	0	0	0	0	0	0	0	0	0	0	0
532	Lake County	0	0	17	0	0	10	0	0	0	8	0
517	Lake Land	0	0	0	0	0	57	0	0	0	0	0
536	Lewis & Clark	0	0	0	0	0	0	0	0	0	0	0
526	Lincoln Land	0	4	0	2	0	0	0	0	0	0	0
530	Logan	0	0	0	0	0	0	0	0	0	0	0
528	McHenry	0	0	0	0	0	0	0	0	0	0	0
524	Moraine Valley	0	0	0	2	0	0	0	0	0	0	0
527	Morton	0	0	0	0	0	0	0	0	0	0	0
535	Oakton	0	0	0	0	0	0	0	0	0	0	0
505	Parkland	0	0	0	0	0	0	0	0	0	0	8
515	Prairie State	0	0	0	0	0	0	0	0	0	0	0
521	Rend Lake	0	0	6	0	0	33	0	0	0	0	0
537	Richland	0	0	0	0	0	25	0	0	0	0	0
511	Rock Valley	0	0	0	0	0	0	0	0	0	0	0
518	Sandburg	0	0	0	0	0	0	0	0	0	0	0
506	Sauk Valley	0	0	0	0	0	0	0	0	0	0	0
531	Shawnee	0	0	0	0	0	0	0	0	0	0	0
510	South Suburban	0	0	0	0	0	0	0	0	1	0	0
533	Southeastern	0	0	0	0	0	16	0	0	0	0	0
522	Southwestern*	0	0	19	7	12	0	0	0	0	0	0
534	Spoon River	0	0	0	0	0	0	0	0	0	0	0
504	Triton	0	7	19	0	0	0	0	0	0	0	0
516	Waubonsee	0	0	0	0	0	0	0	0	0	0	0
539	Wood	0	0	8	6	0	0	0	0	0	0	0
	TOTALS	4	38	221	21	34	227	2	0	7	9	8

*Formerly Belleville Area College

SOURCE OF DATA: Annual Enrollment & Completion Data (A1)

Illinois Community College Board
Table III-9
ANNUAL DUPLICATED COMPLETERS BY ACADEMIC PROGRAM BY COLLEGE
FOR FISCAL YEAR 2007

Dist. No.	District/College	Teacher Asst/Aide 12 131501	Architect Engineering Tech 12 150101	Civil Engr Tech 12 150201	Electronic Engr Tech 12 150303	Telecomm Tech 12 150305	Electromech Tech 12 150403	Instrumentation Tech 12 150404	Robotics Tech 12 150405	Fluid Power Tech 12 150410	Auto Mfg Tech 12 150411	Envir Engr Tech 12 150507
503	Black Hawk	0	0	0	0	0	5	0	1	0	1	0
508	Chicago (0)	(0)	(0)	(0)	(0)	(0)	(0)	(0)	(0)	(0)	(1)	0
	Daley	0	0	0	0	0	0	0	0	0	0	0
	Kennedy-King	0	0	0	0	0	0	0	0	0	0	0
	Malcolm X	0	0	0	0	0	0	0	0	0	0	0
	Olive-Harvey	0	0	0	0	0	0	0	0	0	0	0
	Truman	0	0	0	0	0	0	0	0	0	0	0
	Washington	0	0	0	0	0	0	0	0	0	0	0
	Wilbur Wright	0	0	0	0	0	0	0	0	0	0	1
507	Danville	2	0	0	0	0	0	0	0	0	0	0
502	DuPage	0	4	0	3	0	0	0	4	0	1	0
509	Elgin	1	0	0	6	0	0	0	0	0	0	0
512	Harper	0	0	0	24	0	0	0	0	0	0	0
540	Heartland	0	0	0	4	0	0	0	0	0	0	0
519	Highland	0	0	0	0	0	0	0	0	0	0	0
514	Illinois Central	0	0	0	31	0	0	0	4	0	0	0
529	Illinois Eastern (4)	(0)	(0)	(5)	(22)	(0)	(0)	(0)	(0)	(0)	(0)	0
	Frontier	2	0	0	0	0	0	0	0	0	0	0
	Lincoln Trail	0	0	0	0	22	0	0	0	0	0	0
	Olney Central	1	0	0	0	0	0	0	0	0	0	0
	Wabash Valley	1	0	0	5	0	0	0	0	0	0	0
513	Illinois Valley	0	0	0	9	0	0	0	0	0	1	0
525	Joliet	3	0	0	8	0	0	6	0	0	0	0
520	Kankakee	1	0	0	4	0	0	0	0	0	0	0
501	Kaskaskia	1	0	0	21	0	0	0	0	0	0	0
523	Kishwaukee	0	0	0	9	0	0	0	0	0	0	0
532	Lake County	2	0	2	5	0	0	0	0	0	2	0
517	Lake Land	0	0	11	8	0	5	0	0	0	2	0
536	Lewis & Clark	0	0	0	0	0	0	0	0	0	0	0
526	Lincoln Land	0	0	0	5	0	0	0	0	0	0	0
530	Logan	0	0	0	20	0	0	0	0	0	2	0
528	McHenry	0	0	0	4	0	0	0	0	0	0	0
524	Moraine Valley	15	0	0	1	0	0	4	0	0	0	0
527	Morton	0	0	0	0	0	0	0	0	0	0	0
535	Oakton	0	0	0	2	0	0	0	0	0	11	0
505	Parkland	0	0	0	0	0	0	0	0	0	0	0
515	Prairie State	1	0	0	0	0	0	0	0	0	0	0
521	Rend Lake	0	0	0	12	0	0	0	0	0	0	0
537	Richland	0	0	0	0	0	0	3	0	0	16	0
511	Rock Valley	0	0	0	6	0	0	0	0	0	0	0
518	Sandburg	0	0	0	8	0	0	0	0	0	0	0
506	Sauk Valley	0	0	0	1	0	0	0	0	0	0	0
531	Shawnee	0	0	0	2	0	0	0	0	0	0	0
510	South Suburban	7	0	0	4	0	0	0	0	0	0	0
533	Southeastern	0	0	0	0	0	0	0	0	0	0	0
522	Southwestern*	0	0	0	31	0	0	0	0	0	0	0
534	Spoon River	0	0	0	4	0	0	0	0	0	0	0
504	Triton	0	0	0	4	0	0	0	0	0	0	0
516	Waubonsee	0	0	0	0	0	0	0	2	1	0	0
539	Wood	0	0	0	0	0	0	0	0	0	0	0
	TOTALS	37	4	13	241	22	10	13	11	1	36	1

*Formerly Belleville Area College

SOURCE OF DATA: Annual Enrollment & Completion Data (A1)

Illinois Community College Board
Table III-9
ANNUAL DUPLICATED COMPLETERS BY ACADEMIC PROGRAM BY COLLEGE
FOR FISCAL YEAR 2007

Dist. No.	District/College	Plastics Engr Tech 12 150607	Industrial Tech 12 150612	Mfg Tech 12 150613	Quality Control Tech 12 150702	Mechanical Engr Tech 12 150805	Comp-aided Design 12 150810	Construct Engr Tech 12 151001	Surveying Tech 12 151102	Comp Engr Tech 12 151201	Comp Tech/Comp Sys Tech 12 151202
503	Black Hawk	0	0	2	0	0	0	0	0	0	0
508	Chicago	(0)	(0)	(0)	(0)	(0)	(0)	(0)	(0)	(0)	(0)
	Daley	0	0	0	0	0	0	0	0	0	0
	Kennedy-King	0	0	0	0	0	0	0	0	0	0
	Malcolm X	0	0	0	0	0	0	0	0	0	0
	Olive-Harvey	0	0	0	0	0	0	0	0	0	0
	Truman	0	0	0	0	0	0	0	0	0	0
	Washington	0	0	0	0	0	0	0	0	0	0
	Wilbur Wright	0	0	0	0	0	0	0	0	0	0
507	Danville	0	0	1	0	0	0	0	0	0	0
502	DuPage	0	0	0	0	0	0	0	0	0	0
509	Elgin	2	0	0	0	0	0	0	0	0	0
512	Harper	0	0	0	0	0	0	0	0	0	4
540	Heartland	0	0	0	0	0	0	0	0	0	8
519	Highland	0	4	0	0	0	0	0	0	0	0
514	Illinois Central	0	3	5	0	2	0	10	0	0	0
529	Illinois Eastern	(0)	(28)	(3)	(22)	(0)	(0)	(0)	(0)	(0)	(0)
	Frontier	0	0	0	22	0	0	0	0	0	0
	Lincoln Trail	0	0	0	0	0	0	0	0	0	0
	Olney Central	0	0	0	0	0	0	0	0	0	0
	Wabash Valley	0	28	3	0	0	0	0	0	0	0
513	Illinois Valley	0	0	0	0	0	0	0	0	0	19
525	Joliet	0	0	9	0	10	0	6	0	0	0
520	Kankakee	0	0	0	0	0	0	4	0	0	0
501	Kaskaskia	0	0	0	0	0	0	0	0	0	0
523	Kishwaukee	0	0	0	0	0	0	0	0	0	0
532	Lake County	0	0	0	0	2	3	3	0	0	0
517	Lake Land	0	0	0	0	0	0	0	0	0	1
536	Lewis & Clark	0	0	2	0	0	0	0	0	0	0
526	Lincoln Land	0	0	0	0	0	0	0	0	1	0
530	Logan	0	1	0	0	0	0	0	0	7	0
528	McHenry	0	0	0	0	1	0	0	0	0	0
524	Moraine Valley	0	0	0	0	9	0	0	0	2	0
527	Morton	0	0	0	0	0	0	0	0	0	1
535	Oakton	0	0	0	0	4	0	0	0	0	1
505	Parkland	0	6	0	0	0	0	0	1	0	6
515	Prairie State	0	0	0	0	0	0	0	0	0	0
521	Rend Lake	0	0	0	0	0	0	0	0	5	7
537	Richland	0	0	0	0	0	0	0	0	0	0
511	Rock Valley	0	0	3	3	0	0	8	0	0	0
518	Sandburg	0	2	0	0	4	0	0	0	0	0
506	Sauk Valley	0	0	0	0	5	0	0	0	0	0
531	Shawnee	0	0	0	0	0	0	0	0	0	0
510	South Suburban	0	0	0	0	0	0	4	0	0	0
533	Southeastern	0	0	0	0	0	0	0	0	0	0
522	Southwestern*	0	0	0	0	0	0	0	0	0	0
534	Spoon River	0	0	0	0	0	0	0	0	0	0
504	Triton	0	0	0	1	0	0	0	0	0	6
516	Waubonsee	0	0	0	0	0	0	0	1	0	4
539	Wood	0	0	0	0	0	0	0	0	0	0
	TOTALS	2	44	25	26	37	3	35	2	15	57

*Formerly Belleville Area College

SOURCE OF DATA: Annual Enrollment & Completion Data (A1)

Illinois Community College Board
Table III-9
ANNUAL DUPLICATED COMPLETERS BY ACADEMIC PROGRAM BY COLLEGE
FOR FISCAL YEAR 2007

Dist. No.	District/College	Draft & Des Tech, Gen 12 151301	CAD/CADD Dft & Des Tech 12 151302	Arc Dft & Arc CAD/CADD 12 151303	Electronics Drafting 12 151305	Mech Dft CAD/CADD 12 151306	Sign Lng Interp & Trans 12 161603	Food Sys Admin/Mgt 12 190505	Hm Furnish & Exp Install 12 190605	Housing & Human Envir 12 190699	Adult Dvlp & Aging 12 190702	Child Care & Sup Ser Mgt 12 190708
503	Black Hawk	0	0	0	0	0	0	0	0	0	0	0
508	Chicago	(0)	(5)	(23)	(0)	(11)	(0)	(1,057)	(0)	(0)	(0)	(0)
	Daley	0	0	0	0	0	0	0	0	0	0	0
	Kennedy-King	0	0	0	0	0	0	0	0	0	0	0
	Malcolm X	0	0	0	0	0	0	0	0	0	0	0
	Olive-Harvey	0	0	0	0	0	0	0	0	0	0	0
	Truman	0	0	0	0	1	0	0	0	0	0	0
	Washington	0	0	6	0	0	0	1,057	0	0	0	0
	Wilbur Wright	0	5	17	0	10	0	0	0	0	0	0
507	Danville	0	0	0	0	0	0	0	0	0	0	0
502	DuPage	0	5	47	0	0	0	0	37	0	0	7
509	Elgin	0	9	0	0	0	0	0	0	0	0	0
512	Harper	0	0	31	0	0	12	0	15	0	0	0
540	Heartland	1	3	0	0	0	0	0	0	0	0	0
519	Highland	0	0	0	0	0	0	0	0	0	0	0
514	Illinois Central	0	0	1	0	0	13	0	0	21	0	0
529	Illinois Eastern	(0)	(0)	(1)	(0)	(0)	(0)	(0)	(54)	(0)	(0)	(0)
	Frontier	0	0	0	0	0	0	0	0	0	0	0
	Lincoln Trail	0	0	1	0	0	0	0	0	54	0	0
	Olney Central	0	0	0	0	0	0	0	0	0	0	0
	Wabash Valley	0	0	0	0	0	0	0	0	0	0	0
513	Illinois Valley	0	10	3	0	0	0	0	0	27	0	0
525	Joliet	0	0	0	0	0	0	0	7	0	0	0
520	Kankakee	0	4	0	0	0	0	0	0	0	0	0
501	Kaskaskia	0	7	8	9	12	0	0	0	9	0	0
523	Kishwaukee	0	0	0	0	1	0	0	0	0	0	0
532	Lake County	0	9	6	0	0	0	0	0	0	0	0
517	Lake Land	0	11	5	0	0	0	0	0	102	0	0
536	Lewis & Clark	0	11	0	0	0	0	0	0	0	2	0
526	Lincoln Land	0	2	5	0	0	0	0	0	0	0	0
530	Logan	5	9	0	0	0	12	0	0	0	0	0
528	McHenry	0	2	0	0	0	0	0	0	0	0	0
524	Moraine Valley	0	14	0	0	3	0	0	0	0	0	0
527	Morton	0	3	0	0	1	0	0	0	0	0	0
535	Oakton	0	16	8	0	0	0	0	0	0	0	0
505	Parkland	0	3	0	0	3	0	0	0	0	0	0
515	Prairie State	0	2	0	0	0	0	0	0	0	0	0
521	Rend Lake	0	2	8	0	0	0	0	0	28	0	0
537	Richland	0	0	0	0	20	0	0	0	104	0	0
511	Rock Valley	0	4	0	0	0	0	0	0	0	0	0
518	Sandburg	0	0	0	0	0	0	0	0	9	0	0
506	Sauk Valley	3	9	0	0	1	0	0	0	0	0	0
531	Shawnee	0	0	0	0	0	0	0	0	0	0	0
510	South Suburban	0	6	2	0	3	0	0	0	0	0	0
533	Southeastern	0	1	0	0	0	0	0	0	54	0	0
522	Southwestern*	0	0	0	0	2	34	0	0	0	0	0
534	Spoon River	1	0	0	0	0	0	0	0	0	0	0
504	Triton	0	6	4	0	1	0	0	6	0	0	0
516	Waubonsee	0	1	0	0	0	16	0	0	0	0	0
539	Wood	0	0	0	0	0	0	0	0	0	0	0
	TOTALS	10	154	152	9	58	87	1,057	65	408	2	7

*Formerly Belleville Area College

SOURCE OF DATA: Annual Enrollment & Completion Data (A1)

Illinois Community College Board
Table III-9
ANNUAL DUPLICATED COMPLETERS BY ACADEMIC PROGRAM BY COLLEGE
FOR FISCAL YEAR 2007

Dist. No.	District/College	Child Care Provider/Asst 12 190709	Hm Dv/Fam Std/Rel Svcs, Oth 12 190799	Fashion & Fabric Consult 12 190906	Legal Admin Asst/Secretary 12 220301	Legal Asst/Paralegal 12 220302	Court Reporter 12 220303	Tech & Business Writing 12 231101	Library Assistant 12 250301	Acct & Comp Sci 12 301601	Parks, Rec & Leisure Fac Mgt 12 310301	Health & Phys Ed, Gen 12 310501
503	Black Hawk	15	0	0	2	0	0	0	0	0	0	0
508	Chicago (307)	(0)	(0)	(0)	(0)	(0)	(0)	(1)	(0)	(0)	(0)	(0)
	Daley	53	0	0	0	0	0	0	0	0	0	0
	Kennedy-King	58	0	0	0	0	0	0	0	0	0	0
	Malcolm X	48	0	0	0	0	0	0	0	0	0	0
	Olive-Harvey	78	0	0	0	0	0	0	0	0	0	0
	Truman	28	0	0	0	0	0	0	0	0	0	0
	Washington	42	0	0	0	0	0	0	0	0	0	0
	Wilbur Wright	0	0	0	0	0	0	0	1	0	0	0
507	Danville	4	4	0	0	0	0	0	0	0	0	0
502	DuPage	26	0	11	1	0	0	1	27	0	0	0
509	Elgin	56	0	0	1	28	0	0	0	0	0	0
512	Harper	151	0	6	1	77	0	0	0	0	0	0
540	Heartland	11	0	0	0	0	0	0	0	0	0	0
519	Highland	5	0	0	0	0	0	0	0	0	0	0
514	Illinois Central	27	0	0	0	31	0	0	2	0	0	0
529	Illinois Eastern (5)	(0)	(0)	(0)	(0)	(1)	(0)	(0)	(6)	(0)	(0)	(0)
	Frontier	0	0	0	0	0	0	0	0	1	0	0
	Lincoln Trail	0	0	0	0	0	0	0	0	0	0	0
	Olney Central	0	0	0	0	0	0	0	0	5	0	0
	Wabash Valley	5	0	0	0	0	1	0	0	0	0	0
513	Illinois Valley	10	0	0	0	0	0	0	0	0	0	0
525	Joliet	16	0	0	3	0	0	0	11	0	0	0
520	Kankakee	16	0	0	0	10	0	0	0	0	0	0
501	Kaskaskia	13	0	0	0	0	0	0	0	0	0	0
523	Kishwaukee	5	0	0	0	0	0	0	0	0	0	0
532	Lake County	11	0	0	0	32	0	7	2	0	0	0
517	Lake Land	28	0	0	2	0	0	0	0	0	0	0
536	Lewis & Clark	13	0	0	5	5	0	0	2	0	0	0
526	Lincoln Land	5	0	0	1	0	0	0	0	0	0	0
530	Logan	8	0	0	2	0	0	0	0	0	0	0
528	McHenry	14	0	0	0	0	0	0	0	0	0	6
524	Moraine Valley	14	0	0	1	0	0	0	0	0	2	0
527	Morton	54	0	0	0	0	0	0	0	0	0	0
535	Oakton	93	0	0	0	0	0	0	0	0	0	0
505	Parkland	15	0	0	0	0	0	0	0	0	0	0
515	Prairie State	20	0	0	0	0	0	0	0	0	0	5
521	Rend Lake	26	0	0	0	0	0	0	0	0	0	0
537	Richland	18	0	0	3	0	0	0	0	0	0	0
511	Rock Valley	14	0	0	1	0	0	0	0	4	0	0
518	Sandburg	14	0	0	2	0	0	0	0	0	0	0
506	Sauk Valley	43	0	0	2	0	0	0	0	0	0	0
531	Shawnee	8	0	0	0	0	0	0	0	0	0	0
510	South Suburban	60	0	0	0	19	12	0	0	2	0	0
533	Southeastern	4	0	0	0	0	0	0	0	0	12	0
522	Southwestern*	55	0	0	3	37	0	0	0	0	0	0
534	Spoon River	0	0	0	0	0	0	0	0	0	0	0
504	Triton	27	0	0	0	0	0	0	0	0	0	0
516	Waubonsee	29	0	0	0	0	0	0	0	0	0	0
539	Wood	4	0	0	1	0	0	0	0	0	0	0
	TOTALS	1,244	4	17	31	239	13	8	45	12	14	11

*Formerly Belleville Area College

SOURCE OF DATA: Annual Enrollment & Completion Data (A1)

Illinois Community College Board
Table III-9
ANNUAL DUPLICATED COMPLETERS BY ACADEMIC PROGRAM BY COLLEGE
FOR FISCAL YEAR 2007

Dist. No.	District/College	Kin & Exercise Sci 12 310505	Aircraft Pilot (Private) 12 360119	Bio Tech/Biotech Lab Tech 12 410101	Chemical Technology 12 410301	Corrections 12 430102	Crim Just/Law Enfrnc Admin 12 430103	Crim Just/Safety Studies 12 430104	Forensic Sci & Tech 12 430106	Criminal Justice/Police Sci 12 430107	Sec & Loss Prevention Srvc 12 430109	Juvenile Corrections 12 430110
503	Black Hawk	0	0	0	0	0	0	0	0	2	1	0
508	Chicago	(0)	(0)	(1)	(0)	(0)	(106)	(0)	(0)	(1)	(0)	0
	Daley	0	0	0	0	0	0	70	0	0	1	0
	Kennedy-King	0	0	0	0	0	0	16	0	0	0	0
	Malcolm X	0	0	0	0	0	0	0	0	0	0	0
	Olive-Harvey	0	0	0	0	0	0	1	0	0	0	0
	Truman	0	0	1	0	0	0	3	0	0	0	0
	Washington	0	0	0	0	0	0	8	0	0	0	0
	Wilbur Wright	0	0	0	0	0	0	8	0	0	0	0
507	Danville	0	0	0	0	0	0	0	0	4	0	0
502	DuPage	0	0	0	0	0	0	0	0	59	0	0
509	Elgin	2	0	0	0	0	0	0	0	18	0	0
512	Harper	0	0	0	0	0	0	0	0	26	0	0
540	Heartland	0	0	0	0	5	0	3	0	0	0	0
519	Highland	0	0	0	0	0	0	0	0	0	0	0
514	Illinois Central	0	0	0	0	0	0	0	15	26	0	0
529	Illinois Eastern	(0)	(0)	(0)	(1)	(11)	(0)	(0)	(0)	(0)	(3)	0
	Frontier	0	0	0	0	0	0	0	0	0	0	0
	Lincoln Trail	0	0	0	0	1	0	0	0	0	0	2
	Olney Central	0	0	0	0	0	11	0	0	0	0	0
	Wabash Valley	0	0	0	0	0	0	0	0	0	0	1
513	Illinois Valley	0	0	0	0	0	0	0	2	12	0	0
525	Joliet	0	0	0	0	0	0	10	0	2	0	0
520	Kankakee	0	0	0	0	0	0	0	0	28	0	0
501	Kaskaskia	0	0	0	0	0	30	0	0	0	0	0
523	Kishwaukee	0	0	0	0	0	0	6	0	0	0	0
532	Lake County	0	0	0	0	0	0	0	0	38	0	0
517	Lake Land	0	0	0	0	0	0	0	0	0	0	0
536	Lewis & Clark	7	0	0	0	0	0	0	0	24	0	0
526	Lincoln Land	0	0	0	0	0	0	0	0	7	150	0
530	Logan	0	0	0	0	0	0	0	0	48	0	0
528	McHenry	0	0	0	0	0	0	0	0	6	0	0
524	Moraine Valley	5	0	0	0	0	0	0	0	45	5	0
527	Morton	0	0	0	0	0	0	0	0	23	0	0
535	Oakton	0	0	0	0	0	0	0	0	50	0	0
505	Parkland	0	0	0	0	0	0	0	0	21	0	0
515	Prairie State	12	0	0	0	0	0	0	0	4	0	0
521	Rend Lake	0	0	0	0	0	0	0	0	29	0	0
537	Richland	0	0	0	0	3	0	0	0	6	0	0
511	Rock Valley	0	0	0	0	0	0	0	0	9	0	0
518	Sandburg	0	0	0	0	0	0	0	0	13	0	0
506	Sauk Valley	0	0	0	0	2	0	0	0	4	0	0
531	Shawnee	0	0	0	0	0	0	0	5	0	0	0
510	South Suburban	7	0	0	0	0	0	13	0	12	0	0
533	Southeastern	0	0	0	0	1	0	0	0	11	0	0
522	Southwestern*	0	2	0	8	0	84	0	0	51	0	0
534	Spoon River	0	0	0	0	0	0	0	0	0	0	0
504	Triton	15	0	0	0	0	43	0	0	0	1	0
516	Waubonsee	1	0	0	0	0	0	0	0	19	1	0
539	Wood	0	0	0	0	0	0	0	0	0	0	0
	TOTALS	49	2	1	8	12	168	138	22	597	159	3

*Formerly Belleville Area College

SOURCE OF DATA: Annual Enrollment & Completion Data (A1)

Illinois Community College Board
Table III-9
ANNUAL DUPLICATED COMPLETERS BY ACADEMIC PROGRAM BY COLLEGE
FOR FISCAL YEAR 2007

Dist. No.	District/College	Criminal Science 12.430111	Corrections Admin 12.430113	Correct & Crim Just, Other 12.430199	Fire Protect & Safety Tech 12.430201	Fire Services Admin 12.430202	Fire Science/Fire-fighting 12.430203	Public Admin 12.440401	Social Work 12.440701	Construction Trades, Gen 12.460000	Mason/Masonry 12.460101	Carpentry/Carpenter 12.460201
503	Black Hawk	0	0	0	0	2	0	0	0	0	0	0
508	Chicago	(4)	(0)	(0)	(0)	(7)	(0)	(10)	(0)	(63)	(49)	0
	Daley	0	0	0	0	0	0	0	0	0	0	0
	Kennedy-King	0	0	0	0	0	0	4	0	63	49	0
	Malcolm X	0	0	0	0	0	0	0	0	0	0	0
	Olive-Harvey	0	0	0	0	0	0	0	0	0	0	0
	Truman	0	0	0	0	0	0	0	0	0	0	0
	Washington	0	0	0	0	0	7	0	6	0	0	0
	Wilbur Wright	4	0	0	0	0	0	0	0	0	0	0
507	Danville	0	0	0	0	0	2	0	0	0	0	0
502	DuPage	0	0	0	36	1	1	0	3	0	0	0
509	Elgin	0	0	23	0	0	10	0	18	0	0	0
512	Harper	0	0	0	0	0	36	0	0	0	0	0
540	Heartland	0	0	0	0	0	0	0	0	0	0	0
519	Highland	0	0	0	0	0	0	0	0	0	0	0
514	Illinois Central	0	0	0	0	0	28	0	0	30	0	0
529	Illinois Eastern	(0)	(0)	(0)	(0)	(1)	(0)	(12)	(0)	(0)	(0)	0
	Frontier	0	0	0	0	0	1	0	0	0	0	0
	Lincoln Trail	0	0	0	0	0	0	0	0	0	0	0
	Olney Central	0	0	0	0	0	0	0	1	0	0	0
	Wabash Valley	0	0	0	0	0	0	0	11	0	0	0
513	Illinois Valley	0	0	0	0	0	0	0	2	0	0	0
525	Joliet	0	0	0	0	0	13	0	0	11	0	0
520	Kankakee	0	0	0	0	0	0	0	0	0	0	0
501	Kaskaskia	0	0	0	0	0	0	0	0	30	0	5
523	Kishwaukee	0	0	0	0	0	0	0	0	0	0	2
532	Lake County	0	0	0	0	0	17	0	0	0	0	0
517	Lake Land	0	0	0	0	0	0	0	25	106	0	0
536	Lewis & Clark	0	0	0	1	1	80	0	0	0	0	0
526	Lincoln Land	0	0	0	13	0	87	0	0	0	0	0
530	Logan	0	0	0	0	0	0	0	0	0	0	21
528	McHenry	0	0	0	0	0	71	0	0	0	0	0
524	Moraine Valley	0	0	0	0	0	7	0	0	0	0	0
527	Morton	0	0	0	0	0	0	0	0	0	0	0
535	Oakton	0	0	0	0	0	14	3	11	0	0	0
505	Parkland	0	0	0	0	0	7	0	3	2	0	1
515	Prairie State	0	0	0	0	0	30	0	0	0	0	0
521	Rend Lake	0	0	0	0	0	0	0	0	17	0	0
537	Richland	0	0	0	0	7	17	0	0	41	0	0
511	Rock Valley	0	0	0	22	0	4	0	18	11	0	0
518	Sandburg	0	0	0	0	0	0	0	7	0	0	0
506	Sauk Valley	0	0	0	0	0	0	0	2	0	0	0
531	Shawnee	0	0	0	0	0	0	0	3	0	0	0
510	South Suburban	0	0	0	0	0	0	0	5	16	0	0
533	Southeastern	0	0	0	0	0	3	0	0	47	0	3
522	Southwestern*	0	0	0	0	45	208	0	9	12	0	17
534	Spoon River	0	0	0	0	0	0	0	0	0	0	0
504	Triton	0	2	0	0	0	12	0	0	0	0	0
516	Waubensee	0	0	0	0	5	9	0	5	0	0	0
539	Wood	0	0	0	0	0	10	0	0	0	0	0
	TOTALS	4	2	23	72	61	674	3	133	323	63	98

*Formerly Belleville Area College

SOURCE OF DATA: Annual Enrollment & Completion Data (A1)

Illinois Community College Board
Table III-9
ANNUAL DUPLICATED COMPLETERS BY ACADEMIC PROGRAM BY COLLEGE
FOR FISCAL YEAR 2007

Dist. No.	District/College	Electric & Pwr Trans Install 12.460301	Electrician 12.460302	Lineworker 12.460303	Bldg/Prop Maint Mgt 12.460401	Concrete Finishing 12.460402	Bldg/Const Inspection 12.460403	Painter & Wall Coverer 12.460408	Bldg/Const Fin Mgt Insp Other 12.460499	Pipefitter & Sprinkler Fitter 12.460502	Elec Equip Inst & Rpr. Gen 12.470101
503	Black Hawk	0	0	0	0	0	0	0	0	0	0
508	Chicago	(0)	(10)	(0)	(0)	(0)	(0)	(0)	(27)	(0)	0
	Daley	0	10	0	0	0	0	0	0	0	0
	Kennedy-King	0	0	0	0	0	0	0	0	27	0
	Malcolm X	0	0	0	0	0	0	0	0	0	0
	Olive-Harvey	0	0	0	0	0	0	0	0	0	0
	Truman	0	0	0	0	0	0	0	0	0	0
	Washington	0	0	0	0	0	0	0	0	0	0
	Wilbur Wright	0	0	0	0	0	0	0	0	0	0
507	Danville	0	0	0	0	0	0	0	0	0	0
502	DuPage	0	0	0	1	0	0	0	0	0	0
509	Elgin	0	0	0	0	0	0	0	0	0	0
512	Harper	0	0	0	3	0	4	0	0	0	48
540	Heartland	0	0	0	0	0	0	0	0	0	0
519	Highland	0	0	0	0	0	0	0	0	0	0
514	Illinois Central	0	0	0	0	0	0	0	0	0	0
529	Illinois Eastern	(0)	(0)	(0)	(0)	(0)	(0)	(0)	(0)	(0)	0
	Frontier	0	0	0	0	0	0	0	0	0	0
	Lincoln Trail	0	0	0	0	0	0	0	0	0	0
	Olney Central	0	0	0	0	0	0	0	0	0	0
	Wabash Valley	0	0	0	0	0	0	0	0	0	0
513	Illinois Valley	0	14	0	0	0	0	0	0	0	0
525	Joliet	0	0	0	0	0	0	0	0	0	0
520	Kankakee	0	0	0	0	0	0	0	0	0	0
501	Kaskaskia	0	0	0	0	0	0	0	0	0	0
523	Kishwaukee	0	4	0	1	0	0	0	0	0	0
532	Lake County	0	1	0	0	0	0	0	0	0	0
517	Lake Land	0	0	0	9	0	0	0	0	0	0
536	Lewis & Clark	0	0	0	0	0	0	0	0	0	0
526	Lincoln Land	0	0	0	8	0	0	0	0	0	0
530	Logan	0	0	0	0	0	0	0	0	0	0
528	McHenry	0	0	0	0	0	2	0	0	0	0
524	Moraine Valley	0	0	0	0	0	0	0	0	0	0
527	Morton	0	0	0	0	0	0	0	0	0	0
535	Oakton	0	0	0	0	0	0	0	0	0	0
505	Parkland	0	0	0	3	0	0	1	4	2	0
515	Prairie State	0	29	0	0	0	0	0	0	0	0
521	Rend Lake	0	2	0	0	0	0	0	0	0	0
537	Richland	5	2	2	0	0	0	0	0	0	0
511	Rock Valley	0	19	0	0	0	0	0	0	0	0
518	Sandburg	0	0	0	0	0	0	0	0	0	0
506	Sauk Valley	0	0	0	1	0	0	0	0	0	0
531	Shawnee	0	0	0	0	0	0	0	0	0	0
510	South Suburban	0	0	0	0	0	8	0	0	0	0
533	Southeastern	0	0	0	0	0	0	0	0	0	0
522	Southwestern*	0	35	0	0	7	0	7	0	4	0
534	Spoon River	0	0	0	0	0	0	0	0	0	0
504	Triton	0	3	0	0	0	0	0	0	0	0
516	Waubensee	0	21	0	0	0	0	0	0	0	0
539	Wood	0	6	0	0	0	0	0	0	0	0
	TOTALS	5	146	2	26	7	14	8	4	33	48

*Formerly Belleville Area College

SOURCE OF DATA: Annual Enrollment & Completion Data (A1)

Illinois Community College Board
Table III-9
ANNUAL DUPLICATED COMPLETERS BY ACADEMIC PROGRAM BY COLLEGE
FOR FISCAL YEAR 2007

Dist. No.	District/College	Comm Sys Instl & Rpr Tech 12 470103	Comp Instl & Rpr Tech 12 470104	Industrial Elect Tech 12 470105	Appl Inst & Repair Tech 12 470106	Htg/AC/Refrig Mech/Repair 12 470201	Heavy Equip Maint Tech 12 470302	Indust Mech & Maint Tech 12 470303	Auto/Collision & Rpr Tech 12 470603	Auto Mechanics Tech 12 470604	Diesel Mechanics Tech 12 470605
503	Black Hawk	0	0	0	0	0	0	0	0	2	0
508	Chicago	(0)	(12)	(0)	(1)	(13)	(0)	(30)	(6)	(57)	(0)
	Daley	0	3	0	0	0	0	14	0	0	0
	Kennedy-King	0	0	0	0	13	0	0	6	12	0
	Malcolm X	0	0	0	0	0	0	0	0	0	0
	Olive-Harvey	0	0	0	0	0	0	0	0	0	0
	Truman	0	0	0	1	0	0	0	0	45	0
	Washington	0	0	0	0	0	0	0	0	0	0
	Wilbur Wright	0	9	0	0	0	0	16	0	0	0
507	Danville	0	0	0	0	7	0	4	0	2	0
502	DuPage	5	125	1	0	48	0	0	0	52	0
509	Elgin	0	3	0	0	77	0	0	0	66	0
512	Harper	0	0	18	0	94	0	0	0	0	0
540	Heartland	0	0	0	0	0	0	5	0	0	0
519	Highland	0	0	0	0	0	0	1	2	7	0
514	Illinois Central	0	0	0	0	18	0	1	0	61	22
529	Illinois Eastern	(18)	(3)	(0)	(0)	(6)	(0)	(34)	(11)	(17)	(8)
	Frontier	0	0	0	0	0	0	0	0	7	0
	Lincoln Trail	18	2	0	0	0	0	0	0	0	0
	Olney Central	0	1	0	0	6	0	34	11	10	0
	Wabash Valley	0	0	0	0	0	0	0	0	0	8
513	Illinois Valley	0	0	0	0	6	0	2	0	12	0
525	Joliet	0	4	25	0	5	0	5	0	28	0
520	Kankakee	0	0	22	0	7	0	1	0	7	0
501	Kaskaskia	0	0	0	0	27	0	27	3	8	0
523	Kishwaukee	0	3	0	0	0	0	0	8	21	0
532	Lake County	0	16	1	0	260	0	10	5	121	0
517	Lake Land	7	0	0	0	34	0	0	17	103	0
536	Lewis & Clark	0	70	0	0	0	0	0	0	8	0
526	Lincoln Land	0	0	11	0	15	0	0	13	15	0
530	Logan	0	6	2	0	41	0	8	18	23	0
528	McHenry	0	1	0	0	0	0	0	0	12	0
524	Moraine Valley	0	0	0	0	14	0	0	0	33	0
527	Morton	0	3	0	0	6	0	0	0	14	0
535	Oakton	0	0	0	0	15	0	0	0	13	0
505	Parkland	0	0	4	0	1	0	0	37	23	16
515	Prairie State	0	0	0	0	17	0	8	0	38	0
521	Rend Lake	0	0	0	0	0	9	24	0	77	4
537	Richland	0	1	6	0	6	0	7	0	5	0
511	Rock Valley	0	0	0	0	0	0	0	0	57	0
518	Sandburg	0	0	0	0	0	0	0	8	10	5
506	Sauk Valley	5	4	11	0	28	0	0	0	0	0
531	Shawnee	0	0	0	0	7	0	0	0	2	0
510	South Suburban	0	0	0	0	0	0	0	0	0	0
533	Southeastern	0	1	0	0	0	0	0	6	53	2
522	Southwestern*	0	0	8	0	71	0	0	54	0	0
534	Spoon River	0	2	3	0	0	0	0	0	5	0
504	Triton	0	2	0	0	9	0	0	0	32	0
516	Waubonsee	0	0	0	0	7	0	0	26	19	0
539	Wood	0	0	0	0	0	0	0	0	0	0
	TOTALS	35	256	112	1	839	9	167	214	1,003	57

*Formerly Belleville Area College

SOURCE OF DATA: Annual Enrollment & Completion Data (A1)

Illinois Community College Board
Table III-9
ANNUAL DUPLICATED COMPLETERS BY ACADEMIC PROGRAM BY COLLEGE
FOR FISCAL YEAR 2007

Dist. No.	District/College	Air Mech & Air Maint Tech 12 470607	Aircraft Powerplant Tech 12 470608	Avionics Maint Tech 12 470609	Mechanic & Repair Tech 12 479999	Machine Tool Tech 12 480501	Machine Shop Tech/Asst 12 480503	Sheet Metal Tech/Sheetwork 12 480506	Tool & Die Tech 12 480507	Welding Tech/Welder 12 480508	Ironworking/Ironworker 12 480509	Numerical Control 12 480520
503	Black Hawk	0	0	0	0	18	0	0	0	9	0	0
508	Chicago	(1)	(0)	(0)	(0)	(15)	(0)	(0)	(0)	(23)	(0)	(0)
	Daley	1	0	0	0	15	0	0	0	0	0	0
	Kennedy-King	0	0	0	0	0	0	0	0	23	0	0
	Malcolm X	0	0	0	0	0	0	0	0	0	0	0
	Olive-Harvey	0	0	0	0	0	0	0	0	0	0	0
	Truman	0	0	0	0	0	0	0	0	0	0	0
	Washington	0	0	0	0	0	0	0	0	0	0	0
	Wilbur Wright	0	0	0	0	0	0	0	0	0	0	0
507	Danville	0	0	0	0	0	0	0	0	2	0	0
502	DuPage	0	0	0	0	0	0	0	0	4	0	0
509	Elgin	0	0	0	0	0	0	0	0	14	0	0
512	Harper	0	0	0	0	0	0	0	0	0	0	0
540	Heartland	0	0	0	0	1	0	0	0	0	0	0
519	Highland	0	0	0	0	0	0	0	0	2	0	0
514	Illinois Central	0	0	0	0	0	0	0	0	12	0	0
529	Illinois Eastern	(0)	(0)	(0)	(0)	(0)	(12)	(0)	(0)	(7)	(0)	(0)
	Frontier	0	0	0	0	0	0	0	0	0	0	0
	Lincoln Trail	0	0	0	0	0	0	0	0	0	0	0
	Olney Central	0	0	0	0	0	0	0	0	7	0	0
	Wabash Valley	0	0	0	0	0	12	0	0	0	0	0
513	Illinois Valley	0	0	0	0	2	0	2	0	81	0	0
525	Joliet	0	0	0	0	0	0	0	0	1	0	0
520	Kankakee	0	0	0	0	0	0	0	0	0	0	0
501	Kaskaskia	0	0	0	0	0	0	0	0	1	0	0
523	Kishwaukee	0	0	0	0	0	0	0	0	6	0	0
532	Lake County	0	0	0	0	3	0	0	1	6	0	0
517	Lake Land	0	0	0	0	0	0	0	0	18	0	0
536	Lewis & Clark	0	0	0	0	3	0	0	0	53	0	0
526	Lincoln Land	5	6	6	0	0	0	0	0	16	0	0
530	Logan	0	0	0	0	0	1	0	1	1	0	0
528	McHenry	0	0	0	0	1	0	0	0	0	0	0
524	Moraine Valley	0	0	0	0	0	0	0	0	29	0	0
527	Morton	0	0	0	0	0	0	0	0	0	0	0
535	Oakton	0	0	0	0	0	0	0	0	0	0	0
505	Parkland	0	0	0	0	0	0	1	0	0	0	0
515	Prairie State	0	0	0	0	0	0	0	0	8	0	0
521	Rend Lake	0	0	0	0	1	0	0	0	33	0	0
537	Richland	0	0	0	0	0	0	0	0	2	0	0
511	Rock Valley	30	0	0	0	0	0	7	0	2	0	0
518	Sandburg	0	0	0	0	3	0	0	0	9	0	3
506	Sauk Valley	0	0	0	0	1	0	0	0	92	0	0
531	Shawnee	0	0	0	0	0	0	0	0	1	0	0
510	South Suburban	0	0	0	0	0	0	0	0	0	0	0
533	Southeastern	0	0	0	0	0	0	0	0	10	0	0
522	Southwestern*	11	0	0	0	5	0	11	0	163	14	0
534	Spoon River	0	0	0	0	0	0	0	0	0	0	0
504	Triton	0	0	0	13	0	0	0	0	13	0	0
516	Waubonsee	0	0	0	0	0	0	0	0	0	0	0
539	Wood	0	0	0	0	0	0	0	0	0	0	0
	TOTALS	47	6	6	13	53	13	21	2	618	14	3

*Formerly Belleville Area College

SOURCE OF DATA: Annual Enrollment & Completion Data (A1)

Illinois Community College Board
Table III-9
ANNUAL DUPLICATED COMPLETERS BY ACADEMIC PROGRAM BY COLLEGE
FOR FISCAL YEAR 2007

Dist. No.	District/College	Air/Comm/Prof Pilot & Crew 12.490102	Aviation/Airway Mgt & Op 12.490104	Truck/Bus/Comm Veh Op 12.490205	Ground Transport, Other 12.490299	Railroad Technology 12.490410	Design & Visual Comm. Gen 12.500401	Commercial & Ad Art 12.500402	Commercial Photography 12.500406	Graphic Design 12.500409	Music, General 12.500901	Speech-Language Pathology 12.510203
503	Black Hawk	0	0	0	0	0	1	0	0	0	0	0
508	Chicago (0)	(0)	(2,357)	(91)	(9)	(0)	(5)	(0)	(0)	(1)	(0)	(0)
	Daley	0	0	0	0	9	0	5	0	0	0	0
	Kennedy-King	0	0	0	0	0	0	0	0	0	0	0
	Malcolm X	0	0	0	0	0	0	0	0	0	0	0
	Olive-Harvey	0	0	0	91	0	0	0	0	0	0	0
	Truman	0	0	0	0	0	0	0	0	0	0	0
	Washington	0	0	2,357	0	0	0	0	0	0	1	0
	Wilbur Wright	0	0	0	0	0	0	0	0	0	0	0
507	Danville	0	0	0	0	0	0	0	0	0	0	0
502	DuPage	0	0	0	0	0	11	45	11	0	0	9
509	Elgin	0	0	72	0	0	1	0	0	22	0	0
512	Harper	0	0	0	0	0	0	0	0	0	0	0
540	Heartland	0	0	0	0	0	3	0	0	0	0	0
519	Highland	0	0	0	0	0	0	0	0	6	0	0
514	Illinois Central	0	0	0	0	0	0	0	0	10	0	0
529	Illinois Eastern (0)	(0)	(7)	(0)	(0)	(0)	(0)	(0)	(0)	(0)	(0)	(0)
	Frontier	0	0	0	0	0	0	0	0	0	0	0
	Lincoln Trail	0	0	0	0	0	0	0	0	0	0	0
	Olney Central	0	0	0	0	0	0	0	0	0	0	0
	Wabash Valley	0	0	7	0	0	0	0	0	0	0	0
513	Illinois Valley	0	0	68	0	0	0	0	0	8	0	0
525	Joliet	0	0	0	0	0	0	0	0	0	0	0
520	Kankakee	0	0	0	0	0	0	0	0	0	0	0
501	Kaskaskia	0	0	39	0	0	0	0	0	0	0	0
523	Kishwaukee	2	0	0	0	0	0	0	0	0	0	0
532	Lake County	0	0	0	0	0	0	0	0	0	0	0
517	Lake Land	0	0	0	0	0	0	0	0	0	0	0
536	Lewis & Clark	0	0	0	0	0	0	0	0	0	0	0
526	Lincoln Land	0	1	171	0	0	0	0	0	5	0	0
530	Logan	0	0	0	0	0	0	0	0	2	0	0
528	McHenry	0	0	0	0	0	0	0	0	0	0	0
524	Moraine Valley	0	0	0	0	0	0	0	0	6	0	0
527	Morton	0	0	0	0	0	0	0	0	0	0	0
535	Oakton	0	0	0	0	0	0	0	1	2	0	0
505	Parkland	0	0	5	0	0	1	0	0	5	0	0
515	Prairie State	0	0	0	0	0	0	0	1	0	0	0
521	Rend Lake	0	0	0	0	0	0	0	0	14	0	0
537	Richland	0	0	0	0	0	0	0	0	2	0	0
511	Rock Valley	0	0	130	0	0	0	0	0	0	0	0
518	Sandburg	0	0	0	0	0	0	0	0	0	0	0
506	Sauk Valley	0	0	45	0	0	2	0	0	0	0	0
531	Shawnee	0	0	29	0	0	0	0	0	0	0	0
510	South Suburban	0	0	0	0	0	0	0	0	0	0	0
533	Southeastern	0	0	0	0	0	0	0	0	0	0	0
522	Southwestern*	2	0	0	0	0	0	0	0	0	3	0
534	Spoon River	0	0	35	0	0	0	0	0	1	0	0
504	Triton	0	0	0	0	0	10	0	0	0	0	0
516	Waubensee	0	0	0	0	0	0	0	1	7	0	0
539	Wood	0	0	60	0	0	0	0	0	0	0	0
	TOTALS	4	1	3,018	91	9	29	50	14	90	4	9

*Formerly Belleville Area College

SOURCE OF DATA: Annual Enrollment & Completion Data (A1)

Illinois Community College Board
Table III-9
ANNUAL DUPLICATED COMPLETERS BY ACADEMIC PROGRAM BY COLLEGE
FOR FISCAL YEAR 2007

Dist. No.	District/College	Dental Asst 12.510601	Dental Hygiene/Hygienist 12.510602	Hsp & Hlth Care Fac. Admin 12.510702	Hlth Unit Coord/Ward Clerk 12.510703	Hlth Info/Med Records Tech 12.510707	Medical Transcription 12.510708	Med Office Comp Spc/Asst 12.510709	Med Office Asst/Spc 12.510710	Med Ins Coding Spc/Coder 12.510713	Med Ins Spc/Med Biller 12.510714	Med Admin/Exec Asst & Sec 12.510716
503	Black Hawk	0	0	0	0	24	16	0	0	17	4	0
508	Chicago	(15)	(21)	(4)	(0)	(20)	(17)	(0)	(0)	(30)	(0)	(0)
	Daley	0	0	0	0	0	0	0	0	23	0	0
	Kennedy-King	0	21	0	0	0	8	0	0	0	0	0
	Malcolm X	0	0	0	0	0	0	0	0	0	0	0
	Olive-Harvey	0	0	0	0	0	0	0	0	7	0	0
	Truman	0	0	0	0	0	0	0	0	0	0	0
	Washington	0	0	0	0	0	0	0	0	0	0	0
	Wilbur Wright	15	0	4	0	20	9	0	0	0	0	0
507	Danville	0	0	0	0	1	0	0	0	0	0	11
502	DuPage	0	25	7	0	16	124	0	0	0	0	0
509	Elgin	9	0	0	0	0	0	0	3	0	0	0
512	Harper	0	31	0	0	0	4	0	0	15	0	2
540	Heartland	0	0	0	0	0	0	0	0	0	0	0
519	Highland	0	0	0	0	2	1	0	0	5	0	0
514	Illinois Central	0	17	0	0	0	5	0	12	0	0	6
529	Illinois Eastern	(0)	(0)	(0)	(0)	(0)	(13)	(0)	(11)	(0)	(0)	(0)
	Frontier	0	0	0	0	0	0	0	0	0	0	0
	Lincoln Trail	0	0	0	0	0	0	0	0	0	0	0
	Olney Central	0	0	0	0	0	13	0	11	0	0	0
	Wabash Valley	0	0	0	0	0	0	0	0	0	0	0
513	Illinois Valley	8	0	0	0	0	0	0	0	0	0	0
525	Joliet	0	0	0	0	4	6	0	9	27	0	0
520	Kankakee	0	0	0	0	0	0	0	7	13	0	0
501	Kaskaskia	18	0	0	0	0	9	0	0	0	0	4
523	Kishwaukee	0	0	0	0	0	7	0	0	13	0	0
532	Lake County	0	22	0	0	15	5	7	0	21	0	0
517	Lake Land	0	24	0	0	0	5	0	0	0	0	7
536	Lewis & Clark	26	15	0	0	0	0	0	10	0	48	0
526	Lincoln Land	0	0	0	0	0	6	0	2	2	0	5
530	Logan	15	16	0	0	4	11	0	0	0	0	18
528	McHenry	0	0	0	0	0	0	0	6	0	0	0
524	Moraine Valley	0	0	0	0	15	14	0	0	55	0	0
527	Morton	0	0	0	0	4	0	0	0	0	0	0
535	Oakton	0	0	0	0	21	3	0	1	13	19	0
505	Parkland	0	28	0	0	0	4	0	0	0	0	0
515	Prairie State	0	33	0	0	0	0	0	0	0	0	0
521	Rend Lake	0	0	0	0	2	17	0	0	0	0	0
537	Richland	0	0	0	0	0	6	0	5	5	0	0
511	Rock Valley	0	12	0	0	0	2	0	0	0	0	8
518	Sandburg	0	22	0	0	0	0	0	0	0	0	15
506	Sauk Valley	0	0	0	0	0	0	0	0	0	0	9
531	Shawnee	0	0	0	0	1	1	0	0	0	0	6
510	South Suburban	0	0	0	0	0	0	0	0	56	0	0
533	Southeastern	0	0	0	0	2	4	0	6	5	0	0
522	Southwestern*	0	0	0	64	9	6	0	3	19	0	0
534	Spoon River	0	0	0	0	0	0	0	0	1	0	0
504	Triton	0	0	0	0	0	0	0	0	0	0	0
516	Waubonsee	0	0	0	0	0	2	0	0	0	0	4
539	Wood	0	0	0	0	0	0	0	0	0	0	0
	TOTALS	91	266	11	64	140	288	7	75	297	71	95

*Formerly Belleville Area College

SOURCE OF DATA: Annual Enrollment & Completion Data (A1)

Illinois Community College Board
Table III-9
ANNUAL DUPLICATED COMPLETERS BY ACADEMIC PROGRAM BY COLLEGE
FOR FISCAL YEAR 2007

Dist. No.	District/College	Med Staff Svc Tech 12.510717	Med/Clinical Asst 12.510801	Occupational Therapist Asst 12.510803	Pharmacy Tech/Asst 12.510805	Physical Therapy Assistant 12.510806	Vet/Anml Tech & Vet Asst 12.510808	Emergency Care Attendant 12.510810	Cardio Tech 12.510901	Electrocardio Tech 12.510902	Emerg Med Tech 12.510904	Nuclear Med Tech 12.510905
503	Black Hawk	0	0	0	0	19	0	0	0	0	0	0
508	Chicago	(17)	(0)	(12)	(135)	(0)	(0)	(103)	(38)	(0)	(59)	(0)
	Daley	17	0	0	32	0	0	0	0	0	0	0
	Kennedy-King	0	0	0	0	0	0	0	0	0	0	0
	Malcolm X	0	0	0	18	0	0	103	0	0	18	0
	Olive-Harvey	0	0	0	36	0	0	0	0	0	0	0
	Truman	0	0	0	37	0	0	0	0	0	0	0
	Washington	0	0	0	0	0	0	0	0	0	0	0
	Wilbur Wright	0	0	12	12	0	0	0	38	0	41	0
507	Danville	0	0	0	0	0	0	0	0	0	0	0
502	DuPage	0	0	0	114	23	0	0	0	0	333	16
509	Elgin	0	0	0	0	0	0	0	0	0	48	0
512	Harper	0	27	0	0	0	0	57	17	0	1	0
540	Heartland	0	0	0	0	0	0	0	0	0	0	0
519	Highland	0	0	0	0	0	0	0	0	0	0	0
514	Illinois Central	0	0	15	0	15	0	3	0	0	3	0
529	Illinois Eastern	(0)	(15)	(0)	(7)	(0)	(0)	(24)	(0)	(0)	(0)	(0)
	Frontier	0	0	0	0	0	0	17	0	0	0	0
	Lincoln Trail	0	15	0	7	0	0	1	0	0	0	0
	Olney Central	0	0	0	0	0	0	3	0	0	0	0
	Wabash Valley	0	0	0	0	0	0	3	0	0	0	0
513	Illinois Valley	0	0	0	0	0	0	0	0	0	0	0
525	Joliet	0	0	0	7	0	30	0	0	6	2	0
520	Kankakee	0	5	0	0	0	0	2	0	0	4	0
501	Kaskaskia	0	0	0	0	16	0	0	0	0	0	0
523	Kishwaukee	0	0	0	0	0	0	44	0	0	5	0
532	Lake County	0	0	0	0	0	0	1	0	0	25	0
517	Lake Land	0	0	0	0	13	0	0	0	0	0	0
536	Lewis & Clark	0	0	11	0	0	0	0	0	0	0	0
526	Lincoln Land	0	0	12	0	0	0	41	0	0	27	0
530	Logan	0	14	5	0	0	0	0	0	0	0	0
528	McHenry	0	0	0	0	0	0	12	0	0	1	0
524	Moraine Valley	0	14	0	0	0	0	0	0	0	0	0
527	Morton	0	0	0	0	20	0	0	0	0	0	0
535	Oakton	0	0	0	97	49	0	0	0	0	7	0
505	Parkland	0	14	11	0	0	30	7	0	0	0	0
515	Prairie State	0	0	0	0	0	0	79	0	0	57	0
521	Rend Lake	2	0	4	0	0	0	0	0	0	1	0
537	Richland	0	0	0	8	0	0	0	0	0	1	0
511	Rock Valley	0	0	0	0	0	0	0	0	0	0	0
518	Sandburg	0	0	0	0	0	0	0	0	0	1	0
506	Sauk Valley	0	0	0	0	0	0	0	0	0	2	0
531	Shawnee	0	0	5	0	0	0	0	0	0	0	0
510	South Suburban	0	13	16	16	0	0	63	0	0	161	0
533	Southeastern	0	0	3	0	0	0	0	0	0	44	0
522	Southwestern*	0	44	0	0	14	0	0	1	0	4	0
534	Spoon River	0	0	0	0	0	0	0	0	0	0	0
504	Triton	0	0	0	0	0	0	0	0	0	0	20
516	Waubonsee	0	9	0	0	0	0	60	0	0	0	0
539	Wood	<u>5</u>	<u>0</u>	<u>0</u>	<u>0</u>	<u>0</u>	<u>0</u>	<u>0</u>	<u>0</u>	<u>0</u>	<u>3</u>	<u>0</u>
	TOTALS	24	155	94	384	169	60	496	56	6	789	36

*Formerly Belleville Area College

SOURCE OF DATA: Annual Enrollment & Completion Data (A1)

Illinois Community College Board
Table III-9
ANNUAL DUPLICATED COMPLETERS BY ACADEMIC PROGRAM BY COLLEGE
FOR FISCAL YEAR 2007

Dist. No.	District/College	Medical Radiologic Tech/Sci 12.510907	Resp Care Therapy 12.510908	Surgical Tech 12.510909	Diagnostic Med Sonography 12.510910	Radiologic Tech/Sci 12.510911	Physician Assistant 12.510912	Clinical/Medical Lab Tech 12.511004	Phlebotomy/Phlebotomist 12.511009	Renal/Dialysis Tech 12.511011	Substance Abuse Counsel 12.511501	Psych/Mental Hlth Svc Tech 511502
503	Black Hawk	0	0	0	0	0	0	0	0	0	0	0
508	Chicago	(0)	(35)	(34)	(0)	(57)	(23)	(2)	(138)	(26)	(102)	(3)
	Daley	0	0	0	0	0	0	0	20	0	0	0
	Kennedy-King	0	0	0	0	0	0	0	0	0	58	0
	Malcolm X	0	29	34	0	30	23	2	15	26	0	0
	Olive-Harvey	0	6	0	0	0	0	0	13	0	0	0
	Truman	0	0	0	0	0	0	0	45	0	0	0
	Washington	0	0	0	0	0	0	0	0	0	44	0
	Wilbur Wright	0	0	0	0	27	0	0	45	0	0	3
507	Danville	0	0	0	0	8	0	0	0	0	0	0
502	DuPage	48	39	39	3	1	0	0	43	0	13	4
509	Elgin	0	0	17	0	0	0	21	0	0	3	6
512	Harper	0	0	0	8	21	0	0	17	0	0	0
540	Heartland	0	0	0	0	1	0	0	0	0	0	0
519	Highland	0	0	0	0	0	0	0	0	0	0	0
514	Illinois Central	0	16	14	0	14	0	11	14	0	5	4
529	Illinois Eastern	(0)	(0)	(0)	(0)	(19)	(0)	(0)	(0)	(0)	(0)	(0)
	Frontier	0	0	0	0	0	0	0	0	0	0	0
	Lincoln Trail	0	0	0	0	0	0	0	0	0	0	0
	Olney Central	0	0	0	0	19	0	0	0	0	0	0
	Wabash Valley	0	0	0	0	0	0	0	0	0	0	0
513	Illinois Valley	0	0	0	0	0	0	0	25	0	1	0
525	Joliet	0	0	0	0	0	0	0	7	0	0	0
520	Kankakee	0	14	0	0	21	0	7	0	0	0	0
501	Kaskaskia	0	14	0	10	46	0	0	0	0	0	0
523	Kishwaukee	0	0	0	0	20	0	0	0	0	0	0
532	Lake County	0	0	12	36	0	0	0	59	0	8	0
517	Lake Land	0	0	0	0	0	0	0	0	0	0	0
536	Lewis & Clark	0	0	0	0	0	0	0	0	0	0	0
526	Lincoln Land	0	0	0	0	13	0	0	0	0	0	0
530	Logan	0	0	2	5	0	0	6	0	0	0	0
528	McHenry	0	0	0	0	0	0	0	0	0	0	1
524	Moraine Valley	0	40	0	0	49	0	0	60	0	1	2
527	Morton	0	0	0	0	0	0	0	0	0	0	0
535	Oakton	0	0	0	0	0	0	9	12	0	22	0
505	Parkland	0	15	12	0	12	0	0	0	0	0	0
515	Prairie State	0	0	13	0	0	0	0	0	0	0	0
521	Rend Lake	0	0	3	0	0	0	3	0	0	0	0
537	Richland	0	0	19	0	9	0	0	0	0	0	0
511	Rock Valley	0	14	18	0	0	0	0	0	0	10	0
518	Sandburg	0	0	0	23	21	0	0	0	0	1	0
506	Sauk Valley	0	0	0	0	25	0	0	0	0	0	0
531	Shawnee	0	0	9	0	0	0	0	0	0	6	0
510	South Suburban	0	0	0	24	25	0	0	5	0	1	0
533	Southeastern	0	0	4	0	0	0	2	0	0	0	15
522	Southwestern*	0	16	0	0	31	0	11	13	0	0	0
534	Spoon River	0	0	0	0	0	0	0	0	0	0	0
504	Triton	0	23	23	33	36	0	0	0	0	11	0
516	Waubonsee	0	0	15	0	0	0	0	29	0	8	0
539	Wood	0	0	7	0	4	0	2	0	0	0	0
	TOTALS	48	226	241	142	433	23	74	422	26	192	35

*Formerly Belleville Area College

SOURCE OF DATA: Annual Enrollment & Completion Data (A1)

Illinois Community College Board
Table III-9
ANNUAL DUPLICATED COMPLETERS BY ACADEMIC PROGRAM BY COLLEGE
FOR FISCAL YEAR 2007

Dist. No.	District/College	Comm Hlth Svc/Liason/Cnsl 12 511504	Mental Health Counseling 12 511508	Nursing/RN 12 511601	Periop/Op Rm & Surg Nurse 12 511612	Licensed Practical Nurse 12 511613	Nurse & Patient Care Asst 12 511614	Advanced Nurse Asst 12 511620	Ophthalmic Tech 12 511803	Home Hlth Aide/Attendant 12 512602	Hlth Aide/Atndt/Orderlies 12 512699	Dietetic Tech 12 513103
503	Black Hawk	0	0	74	0	50	0	0	0	0	0	0
508	Chicago	(0)	(0)	(203)	(0)	(111)	(395)	(0)	(0)	(0)	(0)	(0)
	Daley	0	0	38	0	0	94	0	0	0	0	0
	Kennedy-King	0	0	20	0	24	44	0	0	0	0	0
	Malcolm X	0	0	31	0	0	106	0	0	0	0	0
	Olive-Harvey	0	0	23	0	0	15	0	0	0	0	0
	Truman	0	0	91	0	0	0	0	0	0	0	0
	Washington	0	0	0	0	0	44	0	0	0	0	0
	Wilbur Wright	0	0	0	0	87	92	0	0	0	0	0
507	Danville	0	0	26	0	25	0	0	0	0	0	0
502	DuPage	0	0	91	0	0	190	0	0	0	0	0
509	Elgin	0	0	103	0	89	10	0	0	0	0	0
512	Harper	0	0	149	0	4	241	0	0	0	0	7
540	Heartland	0	0	28	0	15	123	0	0	0	0	0
519	Highland	0	0	33	0	24	0	0	0	0	0	0
514	Illinois Central	6	1	47	0	28	82	0	0	0	0	0
529	Illinois Eastern	(0)	(0)	(137)	(0)	(112)	(310)	(0)	(0)	(20)	(0)	(0)
	Frontier	0	0	0	0	0	102	0	0	0	0	0
	Lincoln Trail	0	0	0	0	0	84	0	0	0	0	0
	Olney Central	0	0	137	0	112	81	0	0	20	0	0
	Wabash Valley	0	0	0	0	0	43	0	0	0	0	0
513	Illinois Valley	0	0	57	0	44	186	0	0	0	0	0
525	Joliet	0	0	88	0	98	7	2	0	0	0	0
520	Kankakee	0	0	62	0	31	35	0	0	0	0	0
501	Kaskaskia	0	0	72	0	45	186	0	0	0	0	0
523	Kishwaukee	0	0	35	0	14	141	0	0	0	0	0
532	Lake County	0	0	71	0	0	210	0	0	0	0	0
517	Lake Land	0	0	40	0	34	0	0	0	0	0	0
536	Lewis & Clark	0	0	81	0	0	129	0	0	0	0	0
526	Lincoln Land	0	0	64	0	21	259	0	0	0	0	0
530	Logan	0	0	50	0	57	57	0	0	0	0	0
528	McHenry	0	0	0	0	0	175	0	0	0	0	0
524	Moraine Valley	0	0	81	0	0	0	0	0	0	2	0
527	Morton	0	0	45	0	39	38	0	0	0	0	0
535	Oakton	0	0	87	10	0	124	0	0	0	0	0
505	Parkland	0	0	44	0	1	21	0	0	0	0	0
515	Prairie State	0	0	47	0	0	178	88	0	0	0	0
521	Rend Lake	0	0	48	0	66	55	0	0	0	0	0
537	Richland	0	0	53	0	7	0	0	0	0	0	0
511	Rock Valley	0	0	65	0	34	380	0	0	0	0	0
518	Sandburg	0	0	29	0	66	1	0	0	0	0	0
506	Sauk Valley	0	0	26	0	17	172	0	0	0	0	0
531	Shawnee	0	0	24	0	30	156	0	0	0	0	0
510	South Suburban	0	0	54	0	23	310	0	0	0	0	0
533	Southeastern	0	0	17	0	26	0	0	0	0	0	0
522	Southwestern*	0	0	79	0	0	299	0	0	0	0	0
534	Spoon River	0	0	15	0	15	0	0	0	0	0	0
504	Triton	0	0	59	0	14	214	0	24	0	0	0
516	Waubonsee	0	0	79	0	0	233	0	0	0	0	0
539	Wood	<u>0</u>	<u>0</u>	<u>47</u>	<u>0</u>	<u>35</u>	<u>87</u>	<u>0</u>	<u>0</u>	<u>0</u>	<u>0</u>	<u>0</u>
	TOTALS	6	1	2,410	10	1,175	5,004	90	24	20	2	7

*Formerly Belleville Area College

SOURCE OF DATA: Annual Enrollment & Completion Data (A1)

Illinois Community College Board
Table III-9
ANNUAL DUPLICATED COMPLETERS BY ACADEMIC PROGRAM BY COLLEGE
FOR FISCAL YEAR 2007

Dist. No.	District/College	Dietician Assistant 12 513104	Massage Therapy 12 513501	Business/Commerce, Gen 12 520101	Bus Admin & Mgt, Gen 12 520201	Par/Proc/Cont Mgt 12 520202	Logistics & Materials Mgt 12 520203	Office Mgt & Supervision 12 520204	Op Mgt & Supervision 12 520205	E-Commerce 12 520208	Accounting 12 520301	Acco Tech & Bookkeeping 12 520302
503	Black Hawk	0	1	0	0	0	0	3	0	0	0	4
508	Chicago	(0)	(0)	(0)	(48)	(0)	(0)	(0)	(0)	(118)	(0)	
	Daley	0	0	0	15	0	0	0	0	0	56	0
	Kennedy-King	0	0	0	6	0	0	0	0	0	1	0
	Malcolm X	0	0	0	0	0	0	0	0	0	0	0
	Olive-Harvey	0	0	0	3	0	0	0	0	0	5	0
	Truman	0	0	0	3	0	0	0	0	0	11	0
	Washington	0	0	0	7	0	0	0	0	0	30	0
	Wilbur Wright	0	0	0	14	0	0	0	0	0	15	0
507	Danville	0	0	0	0	0	0	4	0	1	4	13
502	DuPage	0	10	0	75	0	0	0	0	0	0	43
509	Elgin	0	0	0	2	0	0	9	0	0	5	0
512	Harper	5	0	0	92	2	0	0	0	0	1	63
540	Heartland	0	0	0	0	0	0	0	0	0	3	0
519	Highland	0	0	0	2	0	0	0	0	0	12	2
514	Illinois Central	0	19	0	52	0	5	0	0	0	11	4
529	Illinois Eastern	(0)	(17)	(0)	(21)	(0)	(0)	(0)	(0)	(0)	(0)	
	Frontier	0	0	0	0	0	0	0	0	0	0	0
	Lincoln Trail	0	0	0	21	0	0	0	0	0	0	0
	Olney Central	0	17	0	0	0	0	0	0	0	0	0
	Wabash Valley	0	0	0	0	0	0	0	0	0	0	0
513	Illinois Valley	0	7	0	9	0	0	0	0	0	3	3
525	Joliet	0	1	0	0	0	0	0	43	0	14	0
520	Kankakee	0	0	0	19	0	0	0	0	0	2	3
501	Kaskaskia	0	5	14	0	0	0	3	0	0	11	0
523	Kishwaukee	0	18	0	4	0	0	0	0	0	0	0
532	Lake County	0	0	0	0	0	0	13	0	0	10	7
517	Lake Land	0	15	0	114	0	0	1	0	0	23	0
536	Lewis & Clark	0	10	0	8	0	0	0	1	0	1	3
526	Lincoln Land	1	0	5	6	0	0	0	0	0	2	0
530	Logan	0	8	2	0	0	0	2	0	0	3	4
528	McHenry	0	0	0	77	0	0	0	25	0	13	3
524	Moraine Valley	0	26	11	21	0	0	0	0	2	0	7
527	Morton	0	15	0	15	0	0	0	0	0	8	0
535	Oakton	0	0	0	5	0	0	0	9	0	0	24
505	Parkland	0	34	0	28	0	0	0	0	0	22	0
515	Prairie State	0	0	0	0	0	0	0	0	0	0	6
521	Rend Lake	0	17	3	0	0	0	0	0	0	0	0
537	Richland	0	0	5	28	0	0	0	0	1	0	0
511	Rock Valley	0	0	3	24	0	0	0	0	0	8	6
518	Sandburg	0	0	0	5	0	0	0	0	0	17	0
506	Sauk Valley	0	0	0	20	0	0	9	0	0	13	0
531	Shawnee	0	5	0	1	0	0	0	0	0	2	1
510	South Suburban	0	5	0	0	0	0	43	0	0	1	8
533	Southeastern	0	12	0	17	0	0	0	0	0	0	6
522	Southwestern*	0	52	0	72	0	0	0	0	0	5	0
534	Spoon River	0	0	0	0	0	0	0	0	0	0	0
504	Triton	0	0	0	28	0	0	0	0	0	2	6
516	Waubonsee	0	25	0	6	0	0	0	0	0	4	5
539	Wood	0	0	0	6	0	0	0	0	0	2	0
	TOTALS	6	302	43	805	2	5	87	78	4	320	221

*Formerly Belleville Area College

SOURCE OF DATA: Annual Enrollment & Completion Data (A1)

Illinois Community College Board
Table III-9
ANNUAL DUPLICATED COMPLETERS BY ACADEMIC PROGRAM BY COLLEGE
FOR FISCAL YEAR 2007

Dist. No.	District/College	Acco & Business/Mgt 12.520305	Admin Asst & Sec Sci, Gen 12.520401	Exec Asst/ Exec Sec 12.520402	Office Auto/Tech/Data Entry 12.520407	Gen Ofc Occ & Clerical Svc 12.520408	Parts, Wchs & Inv Mgmt Ops 12.520409	Entrepreneurial Studies 12.520701	Small Business Admin/Mgt 12.520703	Finance, General 12.520801	Banking & Fin Support Svc 12.520803	Investments & Securities 12.520807
503	Black Hawk	0	5	0	23	0	0	0	0	0	4	0
508	Chicago	(0)	(5)	(0)	(16)	(0)	(0)	(0)	(0)	(2)	(0)	
	Daley	0	5	0	8	0	0	0	0	0	0	0
	Kennedy-King	0	0	0	0	0	0	0	0	0	0	0
	Malcolm X	0	0	0	0	0	0	0	0	0	0	0
	Olive-Harvey	0	0	0	0	0	0	0	0	0	0	0
	Truman	0	0	0	0	0	0	0	0	0	0	0
	Washington	0	0	0	0	0	0	0	0	0	0	0
	Wilbur Wright	0	0	0	8	0	0	0	0	0	2	0
507	Danville	0	5	5	8	0	0	0	0	0	0	0
502	DuPage	0	42	0	0	0	0	1	0	0	0	0
509	Elgin	2	5	17	6	4	0	1	1	0	0	0
512	Harper	0	6	6	0	12	0	0	4	0	9	0
540	Heartland	0	5	0	41	0	0	1	0	0	0	0
519	Highland	0	4	0	0	5	0	0	0	0	0	0
514	Illinois Central	0	18	0	65	4	0	0	8	0	5	0
529	Illinois Eastern	(0)	(28)	(6)	(30)	(0)	(0)	(0)	(0)	(0)	(0)	
	Frontier	0	10	0	1	0	0	0	0	0	0	0
	Lincoln Trail	0	7	6	28	0	0	0	0	0	0	0
	Olney Central	0	7	0	1	0	0	0	0	0	0	0
	Wabash Valley	0	4	0	0	0	0	0	0	0	0	0
513	Illinois Valley	0	0	0	2	2	0	0	0	0	0	0
525	Joliet	0	14	0	4	0	0	4	0	1	0	0
520	Kankakee	0	11	0	1	0	0	0	0	0	0	0
501	Kaskaskia	1	0	4	6	3	0	0	0	0	0	0
523	Kishwaukee	0	5	0	0	1	0	0	0	0	0	0
532	Lake County	0	72	0	29	0	0	0	6	0	0	0
517	Lake Land	0	17	0	174	5	0	3	0	0	0	0
536	Lewis & Clark	0	45	0	105	0	0	0	3	0	11	0
526	Lincoln Land	0	3	0	1	8	0	0	0	0	0	0
530	Logan	0	7	3	3	3	0	0	0	0	0	0
528	McHenry	0	21	0	5	0	0	0	0	0	0	0
524	Moraine Valley	0	16	3	15	0	0	0	3	0	0	0
527	Morton	0	19	0	17	11	0	0	0	0	0	0
535	Oakton	0	5	3	0	0	0	0	0	0	8	3
505	Parkland	0	10	22	5	0	0	2	0	0	0	0
515	Prairie State	0	0	0	0	0	0	0	0	0	0	0
521	Rend Lake	0	9	0	25	0	0	0	0	0	0	0
537	Richland	0	7	0	52	0	0	0	0	0	0	0
511	Rock Valley	0	8	0	1	0	0	1	0	0	0	0
518	Sandburg	0	10	0	1	2	0	0	0	0	0	0
506	Sauk Valley	0	2	0	5	13	0	0	0	0	0	0
531	Shawnee	0	0	3	0	0	0	0	0	0	0	0
510	South Suburban	0	2	8	5	1	0	8	4	0	0	0
533	Southeastern	4	3	0	21	6	0	0	0	0	0	0
522	Southwestern*	0	41	0	20	0	5	0	9	0	0	0
534	Spoon River	0	12	0	1	0	0	0	0	0	0	0
504	Triton	0	7	6	0	0	0	0	0	0	0	0
516	Waubonsee	0	1	5	3	4	0	0	3	0	0	0
539	Wood	0	12	1	0	0	0	0	0	0	0	0
	TOTALS	7	482	92	690	84	5	21	41	1	39	3

*Formerly Belleville Area College

SOURCE OF DATA: Annual Enrollment & Completion Data (A1)

Illinois Community College Board
Table III-9
ANNUAL DUPLICATED COMPLETERS BY ACADEMIC PROGRAM BY COLLEGE
FOR FISCAL YEAR 2007

Dist. No.	District/College	Hospitality Admin/Mgt, Gen 12.520901	Tourism & Travel Svc Mgt 12.520903	Hotel/Motel Admin/Mgt 12.520904	Restaurant/Food Svc Mgt 12.520905	Human Res Mgt/Per Admin 12.521001	International Bus/Trade 12.521101	Mgt Info Sys, Gen 12.521201	Marketing Mgt, Gen 12.521401	International Marketing 12.521403
503	Black Hawk	0	0	0	0	0	0	0	0	0
508	Chicago	(0)	(16)	(0)	(0)	(0)	(0)	(21)	(0)	
	Daley	0	16	0	0	0	0	0	12	0
	Kennedy-King	0	0	0	0	0	0	0	1	0
	Malcolm X	0	0	0	0	0	0	0	0	0
	Olive-Harvey	0	0	0	0	0	0	0	0	0
	Truman	0	0	0	0	0	0	0	3	0
	Washington	0	0	0	0	0	0	0	3	0
	Wilbur Wright	0	0	0	0	0	0	0	2	0
507	Danville	0	0	0	0	0	0	0	0	0
502	DuPage	0	0	6	0	0	0	0	0	0
509	Elgin	1	0	1	0	0	0	0	6	0
512	Harper	18	0	6	0	7	6	0	0	0
540	Heartland	0	0	0	0	0	0	0	0	0
519	Highland	0	0	0	0	0	0	0	0	0
514	Illinois Central	0	3	0	0	0	0	0	0	0
529	Illinois Eastern	(0)	(0)	(0)	(0)	(0)	(0)	(0)	(0)	
	Frontier	0	0	0	0	0	0	0	0	0
	Lincoln Trail	0	0	0	0	0	0	0	0	0
	Oney Central	0	0	0	0	0	0	0	0	0
	Wabash Valley	0	0	0	0	0	0	0	0	0
513	Illinois Valley	0	0	0	0	0	0	0	0	0
525	Joliet	23	0	0	0	16	0	0	0	0
520	Kankakee	0	0	0	0	0	0	0	0	0
501	Kaskaskia	0	0	0	0	0	0	0	0	0
523	Kishwaukee	0	0	0	0	0	0	0	0	0
532	Lake County	0	0	0	0	0	0	0	0	0
517	Lake Land	0	0	0	0	0	0	0	0	0
536	Lewis & Clark	0	0	0	0	17	0	0	0	0
526	Lincoln Land	4	0	1	0	0	0	0	0	0
530	Logan	0	2	0	0	0	0	0	0	0
528	McHenry	0	0	0	0	0	1	0	0	0
524	Moraine Valley	15	15	0	0	2	0	5	0	0
527	Morton	0	0	0	0	0	0	0	0	0
535	Oakton	0	0	0	0	9	0	0	8	1
505	Parkland	0	0	5	5	0	1	0	0	0
515	Prairie State	0	0	0	0	0	0	0	0	0
521	Rend Lake	0	0	0	0	0	0	0	0	0
537	Richland	0	0	0	0	0	0	0	0	0
511	Rock Valley	0	0	0	0	0	0	0	0	0
518	Sandburg	0	0	0	0	6	0	7	0	0
506	Sauk Valley	0	0	0	0	0	0	2	0	0
531	Shawnee	0	0	0	0	0	0	0	0	0
510	South Suburban	0	0	0	0	0	0	0	0	0
533	Southeastern	0	0	0	0	0	0	0	0	0
522	Southwestern*	0	0	0	0	0	0	0	0	0
534	Spoon River	0	0	0	0	0	0	0	0	0
504	Triton	0	0	5	12	9	0	0	0	0
516	Waubonsee	0	3	1	0	2	0	0	0	0
539	Wood	0	0	0	0	0	0	3	0	0
	TOTALS	61	39	25	17	68	8	17	35	1

*Formerly Belleville Area College

SOURCE OF DATA: Annual Enrollment & Completion Data (A1)

Illinois Community College Board
Table III-9
ANNUAL DUPLICATED COMPLETERS BY ACADEMIC PROGRAM BY COLLEGE
FOR FISCAL YEAR 2007

Dist. No.	District/College	Real Estate 12 521501	Sales, Dist. & Mkt Op. Gen 12 521801	Retailing & Retail Op 12 521803	Selling Skills & Sales Op 12 521804	Fashion Merchandising 12 521902	Tour & Travel Svc Mkt Op 12 521905	Construction Management 12 522001	Associate in Arts	Associate in Arts and Science	Associate in Engineering Science
503	Black Hawk	0	0	21	0	0	0	0	281	0	0
508	Chicago	(2)	(0)	(0)	(2)	(0)	(0)	(980)	(0)	(11)	
	Daley	2	0	0	0	0	0	0	147	0	1
	Kennedy-King	0	0	0	0	0	0	0	64	0	0
	Malcolm X	0	0	0	0	0	0	0	80	0	0
	Olive-Harvey	0	0	0	2	0	0	0	119	0	0
	Truman	0	0	0	0	0	0	0	72	0	0
	Washington	0	0	0	0	0	0	0	203	0	3
	Wilbur Wright	0	0	0	0	0	0	0	295	0	7
507	Danville	0	0	0	9	0	0	0	0	109	2
502	DuPage	2	9	0	5	10	11	0	666	0	5
509	Elgin	0	0	0	0	0	0	0	323	0	0
512	Harper	7	1	4	9	3	0	0	790	0	8
540	Heartland	0	0	0	0	0	0	0	427	0	3
519	Highland	0	0	0	0	0	0	0	109	0	3
514	Illinois Central	1	0	1	1	0	0	0	0	600	12
529	Illinois Eastern	(0)	(0)	(8)	(4)	(0)	(0)	(2)	(286)	(0)	
	Frontier	0	0	0	0	0	0	0	0	29	0
	Lincoln Trail	0	0	0	0	0	0	0	0	86	0
	Olney Central	0	0	0	0	0	0	0	1	127	0
	Wabash Valley	0	0	8	4	0	0	0	1	44	0
513	Illinois Valley	0	0	0	6	0	0	0	111	0	2
525	Joliet	0	0	2	5	1	0	0	377	0	0
520	Kankakee	0	0	0	0	0	0	0	65	0	4
501	Kaskaskia	0	0	1	0	0	0	0	175	0	0
523	Kishwaukee	10	0	0	0	0	0	0	142	0	0
532	Lake County	0	0	0	6	0	0	0	454	0	5
517	Lake Land	0	0	18	17	0	0	0	123	0	12
536	Lewis & Clark	0	0	0	15	0	0	0	75	0	2
526	Lincoln Land	0	0	0	0	0	0	0	269	0	7
530	Logan	0	0	0	2	0	0	0	185	0	0
528	McHenry	0	0	0	6	0	0	0	60	0	0
524	Moraine Valley	0	0	4	0	0	0	0	363	0	0
527	Morton	0	0	0	0	0	0	0	88	0	0
535	Oakton	5	1	0	1	0	0	9	267	0	4
505	Parkland	0	0	0	9	0	0	17	150	0	9
515	Prairie State	0	0	0	0	0	0	0	175	0	0
521	Rend Lake	0	0	0	0	0	0	0	223	0	4
537	Richland	0	0	1	0	0	0	0	62	0	1
511	Rock Valley	0	0	0	0	0	0	0	508	0	0
518	Sandburg	0	0	0	19	0	0	0	66	0	0
506	Sauk Valley	0	0	0	8	0	0	0	62	0	4
531	Shawnee	0	0	0	0	0	0	0	138	0	0
510	South Suburban	1	0	1	3	2	0	2	116	0	1
533	Southeastern	0	0	0	0	0	0	0	60	0	0
522	Southwestern*	0	8	0	4	0	0	0	373	0	0
534	Spoon River	0	0	0	0	0	0	0	109	0	0
504	Triton	1	0	0	2	0	0	11	209	0	0
516	Waubonsee	167	0	1	0	0	0	0	103	0	0
539	Wood	0	0	0	0	0	0	0	70	0	0
	TOTALS	196	19	62	133	16	11	39	8,756	995	99

*Formerly Belleville Area College

SOURCE OF DATA: Annual Enrollment & Completion Data (A1)

Illinois Community College Board
Table III-9
ANNUAL DUPLICATED COMPLETERS BY ACADEMIC PROGRAM BY COLLEGE
FOR FISCAL YEAR 2007

Dist. No.	District/College	Associate in Fine Arts	Associate in General Studies	Associate in Science	General Studies	Vocational Skills	Total	AAAT Special Ed 11 131001	AAAT Early Childhood Ed 11 131210	AAAT Secondary Mathematics 11 131311	AAAT Secondary Science 11 131316
503	Black Hawk	0	5	96	0	0	781	0	0	0	0
508	Chicago (3)	(110)	(173)	(0)	(198)	(7,866)	(0)	(0)	(0)	(0)	(0)
	Daley	0	0	26	0	0	731	0	0	0	0
	Kennedy-King	0	29	6	0	0	635	0	0	0	0
	Malcolm X	0	12	22	0	0	620	0	0	0	0
	Olive-Harvey	0	1	25	0	0	432	0	0	0	0
	Truman	0	12	32	0	198	666	0	0	0	0
	Washington	2	39	23	0	0	3,900	0	0	0	0
	Wilbur Wright	1	17	39	0	0	882	0	0	0	0
507	Danville	0	23	0	0	0	316	0	0	0	0
502	DuPage	0	133	98	0	0	2,986	0	0	0	0
509	Elgin	0	34	76	0	0	1,293	0	0	0	0
512	Harper	6	0	27	0	0	2,357	0	0	0	0
540	Heartland	0	0	73	0	0	791	0	0	0	0
519	Highland	0	11	62	0	0	324	0	0	0	0
514	Illinois Central	0	126	0	0	0	1,785	0	0	0	0
529	Illinois Eastern (0)	(103)	(104)	(0)	(0)	(1,642)	(0)	(0)	(0)	(0)	(0)
	Frontier	0	8	22	0	0	224	0	0	0	0
	Lincoln Trail	0	58	25	0	0	458	0	0	0	0
	Olney Central	0	14	4	0	0	669	0	0	0	0
	Wabash Valley	0	23	53	0	0	291	0	0	0	0
513	Illinois Valley	0	21	224	0	0	1,054	0	0	0	0
525	Joliet	0	100	56	0	0	1,233	0	0	0	0
520	Kankakee	4	32	50	0	0	499	0	0	0	0
501	Kaskaskia	0	22	28	0	0	1,044	0	0	0	0
523	Kishwaukee	1	0	229	0	0	830	0	0	0	0
532	Lake County	0	0	81	0	0	1,833	0	0	0	0
517	Lake Land	0	47	211	0	0	1,690	0	0	0	0
536	Lewis & Clark	5	9	234	0	0	1,256	0	0	0	0
526	Lincoln Land	5	42	160	5	0	1,564	0	0	0	0
530	Logan	3	0	117	0	0	885	0	0	0	0
528	McHenry	3	39	328	0	0	923	0	0	0	0
524	Moraine Valley	0	0	512	0	0	1,619	0	0	0	0
527	Morton	6	58	28	0	0	533	0	0	0	0
535	Oakton	1	0	7	0	0	1,132	0	0	0	0
505	Parkland	12	70	299	0	0	1,143	0	0	0	0
515	Prairie State	0	6	30	0	0	908	0	0	0	0
521	Rend Lake	2	0	148	0	0	1,073	0	0	0	0
537	Richland	2	11	74	2	0	711	0	0	0	0
511	Rock Valley	0	1	96	0	0	1,590	0	0	0	0
518	Sandburg	2	13	34	0	0	499	0	0	0	0
506	Sauk Valley	3	7	104	0	0	802	0	0	0	0
531	Shawnee	0	7	47	0	0	516	0	0	0	0
510	South Suburban	1	0	101	0	0	1,280	0	0	0	0
533	Southeastern	0	19	53	0	0	614	0	0	0	0
522	Southwestern*	16	1	188	0	0	2,651	0	0	0	0
534	Spoon River	0	19	71	0	0	332	1	0	0	0
504	Triton	2	89	140	0	0	1,236	0	0	0	0
516	Waubensee	1	25	231	3	0	1,219	0	0	0	0
539	Wood	0	2	113	0	0	512	0	0	0	0
	TOTALS	78	1,185	4,703	10	198	51,322	1	0	0	0

*Formerly Belleville Area College

SOURCE OF DATA: Annual Enrollment & Completion Data (A1)

Illinois Community College Board

Table III-10

SUMMARY OF ADULT EDUCATION COMPLETIONS
AWARDED IN FISCAL YEAR 2007 BY COMMUNITY COLLEGE DISTRICT

Dist. No.	District/College	Adult Basic Education Levels Completed*	Adult Secondary Education Levels Completed*	English As A Second Language Levels Completed*	Total
503	Black Hawk	297	70	543	910
508	Chicago	2,731	180	9,176	12,087
507	Danville	172	27	9	208
502	DuPage	238	17	2,188	2,443
509	Elgin	158	9	1,368	1,535
512	Harper	98	22	401	521
540	Heartland	31	6	69	106
519	Highland	121	23	45	189
514	Illinois Central	132	17	17	166
529	Illinois Eastern	201	36	0	237
513	Illinois Valley	70	14	110	194
525	Joliet	259	35	888	1,182
520	Kankakee	132	27	143	302
501	Kaskaskia	134	18	16	168
523	Kishwaukee	47	11	135	193
532	Lake County	197	27	1,221	1,445
517	Lake Land	88	13	10	111
536	Lewis & Clark	170	27	6	203
526	Lincoln Land	143	29	122	294
530	Logan	152	29	14	195
528	McHenry	43	12	365	420
524	Moraine Valley	273	50	983	1,306
527	Morton	193	6	1,254	1,453
535	Oakton	395	7	1,127	1,529
505	Parkland	214	20	219	453
515	Prairie State	243	8	348	599
521	Rend Lake	124	23	11	158
537	Richland	60	15	27	102
511	Rock Valley	158	23	416	597
518	Sandburg	95	17	28	140
506	Sauk Valley	29	6	29	64
531	Shawnee	104	9	25	138
510	South Suburban	211	22	539	772
533	Southeastern	54	8	0	62
522	Southwestern	733	109	78	920
534	Spoon River	135	38	58	231
504	Triton	17	0	1,302	1,319
516	Waubonsee	65	3	851	919
539	Wood	<u>34</u>	<u>13</u>	<u>2</u>	49
	Totals	8,751	1,026	24,143	33,920

Education Levels: ABE Beginning Literacy (GLE 0-1.9), ABE Beginning (GLE 2-3.9), ABE Low Intermediate (GLE 4-5.9), ABE High Intermediate (GLE 6-8.9), ASE Low Advanced (GLE 9-10.9), ASE High Advanced (GLE 11-12.0), ESL Beginning Literacy, ESL Beginning, ESL Low Intermediate, ESL High Intermediate, ESL Low Advanced, ESL High Advanced.

* ABE and ASE levels based on test scores from TABE 7-8 and TABE 9-10. ESL levels based on test scores from BEST Literacy, BEST Plus, or CELSA.

SOURCE OF DATA: Restricted and Unrestricted Fund Data in STAIRS.

Illinois Community College Board
Table III-11
SUMMARY OF HIGH SCHOOL COMPLETIONS
AWARDED IN FISCAL YEAR 2007 BY COMMUNITY COLLEGE DISTRICT

Dist. No.	District	Passed GED Exam*	Alternative High School Diploma Awarded	Total High School Completions
503	Black Hawk	138	50	188
508	Chicago	416	0	416
507	Danville	55	0	55
502	DuPage	143	0	143
509	Elgin	74	0	74
512	Harper	63	0	63
540	Heartland	35	0	35
519	Highland	91	0	91
514	Illinois Central	94	0	94
529	Illinois Eastern	60	0	60
513	Illinois Valley	57	0	57
525	Joliet	149	1	150
520	Kankakee	82	0	82
501	Kaskaskia	69	0	69
523	Kishwaukee	103	0	103
532	Lake County	141	27	168
517	Lake Land	65	0	65
536	Lewis & Clark	82	0	82
526	Lincoln Land	98	0	98
530	Logan	88	12	100
528	McHenry	63	0	63
524	Moraine Valley	129	0	129
527	Morton	61	0	61
535	Oakton	24	51	75
505	Parkland	86	0	86
515	Prairie State	53	0	53
521	Rend Lake	32	0	32
537	Richland	51	0	51
511	Rock Valley	132	0	132
518	Sandburg	46	0	46
506	Sauk Valley	58	0	58
531	Shawnee	23	13	36
510	South Suburban	53	0	53
533	Southeastern	91	0	91
522	Southwestern	436	0	436
534	Spoon River	46	0	46
504	Triton	17	173	190
516	Waubonsee	110	0	110
539	Wood	<u>46</u>	<u>0</u>	<u>46</u>
	TOTALS	3,660	327	3,987

* Completeness of the GED count is based on matches between student SSN identifiers in college and ETS GED data, and self-reported GED attainment in STAIRS.

SOURCES OF DATA: STAIRS Self-Reported Data and ETS GED Data.

Illinois Community College Board

Table III-12

SUMMARY OF ANNUAL UNDUPLICATED HEADCOUNT ENROLLMENT BY ETHNIC ORIGIN
IN GENERAL ASSOCIATE PROGRAMS, FISCAL YEAR 2007

Dist. No.	District/College	Asian		African		White Non-Latino	Non- Resident Alien	All Other or No Indication	Total
		or Pacific Islander	Native American	American Non-Latino	Latino				
503	Black Hawk	0	0	5	2	30	0	0	37
508	Chicago	(1,405)	(55)	(3,692)	(3,829)	(3,721)	(1)	(0)	(12,703)
	Daley	6	3	99	95	28	0	0	231
	Kennedy-King	1	0	183	4	5	0	0	193
	Malcolm X	20	1	338	102	19	0	0	480
	Olive-Harvey	4	2	666	46	8	0	0	726
	Truman	237	7	385	354	596	1	0	1,580
	Washington	560	19	1,496	800	828	0	0	3,703
	Wilbur Wright	577	23	525	2,428	2,237	0	0	5,790
507	Danville	0	0	12	3	39	0	0	54
502	DuPage	65	1	50	55	599	0	3	773
509	Elgin	38	2	43	126	570	2	0	781
512	Harper	0	0	0	0	0	0	0	0
540	Heartland	0	0	0	0	0	0	0	0
519	Highland	1	0	8	0	31	0	0	40
514	Illinois Central	72	17	807	179	3,272	0	0	4,347
529	Illinois Eastern	(4)	(2)	(203)	(60)	(674)	(0)	(0)	(943)
	Frontier	1	1	0	1	83	0	0	86
	Lincoln Trail	1	1	193	52	236	0	0	483
	Olney Central	1	0	2	1	204	0	0	208
	Wabash Valley	1	0	8	6	151	0	0	166
513	Illinois Valley	0	0	3	12	151	0	10	176
525	Joliet	38	6	152	210	1,447	1	0	1,854
520	Kankakee	1	0	30	2	73	0	0	106
501	Kaskaskia	2	2	32	7	662	3	0	708
523	Kishwaukee	0	0	0	0	0	0	0	0
532	Lake County	0	0	0	0	0	0	0	0
517	Lake Land	11	14	476	131	1,115	4	0	1,751
536	Lewis & Clark	6	4	104	3	682	0	0	799
526	Lincoln Land	23	4	130	19	1,523	1	0	1,700
530	Logan	0	0	0	0	1	0	0	1
528	McHenry	2	1	3	9	155	1	0	171
524	Moraine Valley	0	0	0	0	0	0	0	0
527	Morton	2	0	8	112	42	7	0	171
535	Oakton	0	0	0	0	0	0	0	0
505	Parkland	14	2	126	22	513	48	0	725
515	Prairie State	0	0	14	0	14	0	1	29
521	Rend Lake	0	0	0	0	0	0	0	0
537	Richland	2	2	145	29	207	0	0	385
511	Rock Valley	1	0	0	0	9	0	0	10
518	Sandburg	0	1	3	3	160	0	0	167
506	Sauk Valley	0	0	1	3	11	0	0	15
531	Shawnee	2	2	47	7	197	0	0	255
510	South Suburban	0	0	0	0	0	0	0	0
533	Southeastern	0	0	7	2	2	0	0	11
522	Southwestern	0	1	1	0	6	0	0	8
534	Spoon River	11	1	20	0	435	1	0	468
504	Triton	243	14	832	699	1,607	11	0	3,406
516	Waubensee	19	2	44	183	500	0	0	748
539	Wood	0	0	0	0	0	0	0	0
	TOTALS	1,962	133	6,998	5,707	18,448	80	14	33,342

SOURCE OF DATA: Annual Enrollment & Completion Data (A1)

Illinois Community College Board

Table III-13

SUMMARY OF ANNUAL UNDUPLICATED HEADCOUNT ENROLLMENT BY ETHNIC ORIGIN
IN BACCALAUREATE TRANSFER PROGRAMS, FISCAL YEAR 2007

Dist.		Asian or Pacific	African Native	American Non-Latinc	White Latino	Non- Resident Non-Latinc	All Other or No Alien	Indication	Total	
No.	District/College	Islander	American	Non-Latinc	Latino	Non-Latinc	Alien	Indication	Total	
503	Black Hawk	65	25	368	394	4,608	0	0	5,460	5460
508	Chicago	(2,077)	(183)	(14,532)	(6,840)	(5,730)	(2)	(0)	(29,364)	
	Daley	90	30	2,083	2,087	665	0	0	4,955	4955
	Kennedy-King	25	12	2,522	44	24	0	0	2,627	2627
	Malcolm X	133	27	2,968	514	215	0	0	3,857	3857
	Olive-Harvey	16	11	2,286	180	36	0	0	2,529	2529
	Truman	742	43	1,554	1,205	1,737	2	0	5,283	5283
	Washington	716	41	2,726	1,404	1,783	0	0	6,670	6670
	Wilbur Wright	355	19	393	1,406	1,270	0	0	3,443	3443
507	Danville	25	7	277	62	1,872	5	0	2,248	2248
502	DuPage	2,403	60	1,153	1,445	14,124	0	197	19,382	19382
509	Elgin	622	17	385	1,174	5,798	25	0	8,021	8021
512	Harper	1,641	35	458	1,083	8,566	132	1,188	13,103	13103
540	Heartland	123	10	574	149	5,299	31	19	6,205	6205
519	Highland	32	5	147	53	2,257	0	0	2,494	2494
514	Illinois Central	205	23	766	196	7,999	7	0	9,196	9196
529	Illinois Eastern	(85)	(6)	(283)	(63)	(5,766)	(8)	(0)	(6,211)	
	Frontier	4	1	2	4	1,595	0	0	1,606	1606
	Lincoln Trail	31	0	132	31	1,249	3	0	1,446	1446
	Olney Central	22	3	15	5	1,294	3	0	1,342	1342
	Wabash Valley	28	2	134	23	1,628	2	0	1,817	1817
513	Illinois Valley	25	4	32	124	1,897	1	90	2,173	2173
525	Joliet	273	29	1,196	1,115	8,484	19	0	11,116	11116
520	Kankakee	27	7	290	111	2,038	4	4	2,481	2481
501	Kaskaskia	13	40	195	56	3,036	14	0	3,354	3354
523	Kishwaukee	180	13	832	411	3,794	6	22	5,258	5258
532	Lake County	693	29	922	1,568	9,157	133	0	12,502	12502
517	Lake Land	53	17	543	168	5,715	28	0	6,524	6524
536	Lewis & Clark	20	15	368	56	8,512	0	0	8,971	8971
526	Lincoln Land	84	22	425	102	5,303	12	0	5,948	5948
530	Logan	97	20	430	94	6,614	3	0	7,258	7258
528	McHenry	114	13	65	362	5,275	85	0	5,914	5914
524	Moraine Valley	469	39	1,131	1,378	12,111	214	0	15,342	15342
527	Morton	54	1	85	1,587	426	48	0	2,201	2201
535	Oakton	2,018	28	528	694	6,777	0	986	11,031	11031
505	Parkland	414	25	872	259	5,755	375	0	7,700	7700
515	Prairie State	49	20	2,225	296	1,406	5	79	4,080	4080
521	Rend Lake	36	17	292	58	4,725	19	0	5,147	5147
537	Richland	32	14	463	49	2,590	3	0	3,151	3151
511	Rock Valley	278	36	763	577	7,353	31	9	9,047	9047
518	Sandburg	18	8	121	73	2,736	10	0	2,966	2966
506	Sauk Valley	41	5	64	194	2,568	0	0	2,872	2872
531	Shawnee	33	8	178	25	1,249	0	0	1,493	1493
510	South Suburban	61	9	2,840	356	1,171	11	0	4,448	4448
533	Southeastern	24	20	1,376	246	2,399	2	0	4,067	4067
522	Southwestern	208	50	1,899	240	8,507	3	0	10,907	10907
534	Spoon River	33	6	84	10	1,705	5	0	1,843	1843
504	Triton	252	15	1,318	1,088	4,561	13	0	7,247	7247
516	Waubensee	151	18	314	792	4,299	0	0	5,574	5574
539	Wood	<u>41</u>	<u>5</u>	<u>78</u>	<u>37</u>	<u>2,637</u>	<u>9</u>	<u>171</u>	<u>2,978</u>	2978
	TOTALS	13,069	904	38,872	23,585	194,819	1,263	2,765	275,277	275277

SOURCE OF DATA: Annual Enrollment & Completion Data (A1)

Illinois Community College Board

Table III-14

SUMMARY OF ANNUAL UNDUPLICATED HEADCOUNT ENROLLMENT BY ETHNIC ORIGIN
IN CAREER AND TECHNICAL EDUCATION PROGRAMS, FISCAL YEAR 2007

Dist. No.	District/College	Asian or Pacific <u>Islander</u>	Native <u>American</u>	African American <u>Non-Latino</u>	White <u>Latino</u>	White <u>Non-Latino</u>	Non- Resident <u>Alien</u>	All Other or No <u>Indication</u>	<u>Total</u>
503	Black Hawk	20	17	222	173	2,117	0	0	2,549
508	Chicago	(1,465)	(73)	(6,062)	(2,317)	(3,065)	(5)	(0)	(12,987)
	Daley	37	9	706	731	587	0	0	2,070
	Kennedy-King	35	8	1,864	120	279	0	0	2,306
	Malcolm X	74	3	585	104	81	0	0	847
	Olive-Harvey	5	4	662	46	14	0	0	731
	Truman	152	7	301	194	158	2	0	814
	Washington	1,038	35	1,774	693	1,589	3	0	5,132
	Wilbur Wright	124	7	170	429	357	0	0	1,087
507	Danville	17	6	205	55	1,475	0	0	1,758
502	DuPage	1,304	35	827	972	7,822	0	107	11,067
509	Elgin	274	13	246	742	2,804	7	0	4,086
512	Harper	1,006	20	440	835	5,190	64	673	8,228
540	Heartland	28	6	98	27	766	4	3	932
519	Highland	8	5	110	21	904	1	0	1,049
514	Illinois Central	60	22	565	97	4,641	3	0	5,388
529	Illinois Eastern	(62)	(26)	(342)	(158)	(15,847)	(1)	(0)	(16,436)
	Frontier	2	1	2	1	404	0	0	410
	Lincoln Trail	5	2	187	31	430	0	0	655
	Olney Central	2	1	5	7	1,121	0	0	1,136
	Wabash Valley	53	22	148	119	13,892	1	0	14,235
513	Illinois Valley	21	12	338	195	2,274	2	118	2,960
525	Joliet	238	17	994	783	5,986	7	0	8,025
520	Kankakee	29	8	425	118	1,972	1	1	2,554
501	Kaskaskia	12	19	333	64	3,980	13	0	4,421
523	Kishwaukee	26	4	134	117	1,384	1	3	1,669
532	Lake County	547	20	853	1,585	5,266	208	0	8,479
517	Lake Land	13	15	472	145	3,025	15	0	3,685
536	Lewis & Clark	4	10	163	22	2,051	0	0	2,250
526	Lincoln Land	28	8	265	52	2,547	5	0	2,905
530	Logan	45	25	339	60	5,708	0	0	6,177
528	McHenry	39	1	22	193	2,203	27	0	2,485
524	Moraine Valley	198	20	1,752	1,316	7,653	68	0	11,007
527	Morton	64	3	170	1,509	508	39	0	2,293
535	Oakton	823	14	304	406	3,436	0	521	5,504
505	Parkland	160	23	779	182	4,620	124	0	5,888
515	Prairie State	67	24	2,311	317	1,589	3	71	4,382
521	Rend Lake	14	9	264	71	1,582	4	0	1,944
537	Richland	12	9	471	74	1,392	2	0	1,960
511	Rock Valley	76	13	340	168	2,320	11	0	2,928
518	Sandburg	9	3	67	44	1,394	0	0	1,517
506	Sauk Valley	10	2	31	114	1,124	0	0	1,281
531	Shawnee	6	7	320	14	701	0	0	1,048
510	South Suburban	103	29	4,544	626	2,402	17	0	7,721
533	Southeastern	7	4	318	71	1,481	1	0	1,882
522	Southwestern	127	54	2,156	216	9,203	2	0	11,758
534	Spoon River	4	1	11	1	497	0	0	514
504	Triton	258	20	1,195	1,140	3,013	8	0	5,634
516	Waubonsee	182	26	368	898	3,521	0	0	4,995
539	Wood	<u>12</u>	<u>1</u>	<u>39</u>	<u>7</u>	<u>931</u>	<u>3</u>	<u>62</u>	<u>1,055</u>
	TOTALS	7,378	624	28,895	15,905	128,394	646	1,559	183,401

SOURCE OF DATA: Annual Enrollment & Completion Data (A1)

Illinois Community College Board

Table III-15

SUMMARY OF ANNUAL UNDUPLICATED HEADCOUNT ENROLLMENT BY ETHNIC ORIGIN
IN GENERAL STUDIES PROGRAMS, FISCAL YEAR 2007

Dist.		Asian	African		White	Non-	All Other		
No.	District/College	or Pacific	Native	American	Latino	Resident	or No		Total
		Islander	American	Non-Latinc	Non-Latinc	Alien	Indication		
503	Black Hawk	0	0	0	0	0	0	0	0
508	Chicago	(16)	(0)	(6)	(18)	(11)	(0)	(0)	(51)
	Daley	0	0	0	0	0	0	0	0
	Kennedy-King	0	0	0	0	0	0	0	0
	Malcolm X	0	0	2	0	0	0	0	2
	Olive-Harvey	0	0	2	1	0	0	0	3
	Truman	0	0	0	1	0	0	0	1
	Washington	14	0	2	5	4	0	0	25
	Wilbur Wright	2	0	0	11	7	0	0	20
507	Danville	0	0	0	0	0	0	0	0
502	DuPage	521	8	160	230	4,085	0	202	5,206
509	Elgin	0	0	0	0	0	0	0	0
512	Harper	0	0	0	0	0	0	0	0
540	Heartland	0	0	0	0	0	0	0	0
519	Highland	7	0	14	2	743	0	0	766
514	Illinois Central	14	1	20	3	319	0	0	357
529	Illinois Eastern	(0)	(0)	(0)	(0)	(0)	(0)	(0)	(0)
	Frontier	0	0	0	0	0	0	0	0
	Lincoln Trail	0	0	0	0	0	0	0	0
	Olney Central	0	0	0	0	0	0	0	0
	Wabash Valley	0	0	0	0	0	0	0	0
513	Illinois Valley	13	5	9	56	1,146	0	89	1,318
525	Joliet	1	0	7	5	156	0	0	169
520	Kankakee	2	0	15	3	503	0	0	523
501	Kaskaskia	2	1	12	8	39	1	0	63
523	Kishwaukee	5	1	3	6	90	1	2	108
532	Lake County	6	0	20	30	84	5	0	145
517	Lake Land	0	0	0	0	9	0	0	9
536	Lewis & Clark	0	0	0	0	4	0	0	4
526	Lincoln Land	0	0	1	1	20	0	0	22
530	Logan	0	0	0	0	0	0	0	0
528	McHenry	0	0	0	0	0	0	0	0
524	Moraine Valley	0	0	0	0	0	0	0	0
527	Morton	2	0	2	15	28	5	0	52
535	Oakton	0	0	0	0	0	0	0	0
505	Parkland	0	0	0	0	0	0	0	0
515	Prairie State	0	0	0	0	0	0	0	0
521	Rend Lake	0	0	0	0	0	0	0	0
537	Richland	13	1	34	6	341	1	0	396
511	Rock Valley	0	0	0	0	0	0	0	0
518	Sandburg	0	0	0	0	3	0	0	3
506	Sauk Valley	0	0	0	0	0	0	0	0
531	Shawnee	1	0	49	2	348	0	0	400
510	South Suburban	1	0	0	0	2	0	0	3
533	Southeastern	0	0	3	0	233	0	0	236
522	Southwestern	2	0	4	4	92	1	0	103
534	Spoon River	0	0	0	0	1	0	0	1
504	Triton	0	0	1	0	0	0	0	1
516	Waubonsee	39	4	49	119	700	0	0	911
539	Wood	<u>0</u>	<u>0</u>	<u>3</u>	<u>2</u>	<u>66</u>	<u>0</u>	<u>19</u>	<u>90</u>
	TOTALS	645	21	412	510	9,023	14	312	10,937

SOURCE OF DATA: Annual Enrollment & Completion Data (A1)

Illinois Community College Board

Table III-16

SUMMARY OF ANNUAL UNDUPLICATED HEADCOUNT ENROLLMENT BY ETHNIC ORIGIN
IN VOCATIONAL PROGRAMS, FISCAL YEAR 2007

Dist. No.	District/College	Asian	African		White		Non-	All Other	Total
		or Pacific Islander	Native American	American Non-Latino	Latino	Non-Latino	Resident Alien	or No Indication	
503	Black Hawk	25	5	68	117	1,557	0	0	1,772
508	Chicago	(103)	(5)	(687)	(350)	(262)	(2)	(0)	(1,409)
	Daley	2	2	101	135	33	1	0	274
	Kennedy-King	3	0	159	8	7	0	0	177
	Malcolm X	3	0	24	10	1	0	0	38
	Olive-Harvey	2	0	233	15	5	0	0	255
	Truman	24	1	48	37	46	0	0	156
	Washington	42	2	74	37	54	0	0	209
	Wilbur Wright	27	0	48	108	116	1	0	300
507	Danville	21	3	158	26	3,647	0	0	3,855
502	DuPage	126	5	52	65	1,191	0	17	1,456
509	Elgin	5	0	9	11	57	0	0	82
512	Harper	0	0	0	0	0	0	0	0
540	Heartland	9	3	65	12	680	6	0	775
519	Highland	7	2	61	11	692	0	0	773
514	Illinois Central	0	1	0	0	28	0	0	29
529	Illinois Eastern	(14)	(6)	(12)	(17)	(6,866)	(0)	(0)	(6,915)
	Frontier	10	5	11	15	6,106	0	0	6,147
	Lincoln Trail	0	0	0	0	6	0	0	6
	Olney Central	1	0	0	1	144	0	0	146
	Wabash Valley	3	1	1	1	610	0	0	616
513	Illinois Valley	0	0	0	0	0	0	0	0
525	Joliet	11	4	492	60	529	2	0	1,098
520	Kankakee	14	3	209	35	1,407	3	7	1,678
501	Kaskaskia	0	0	0	1	20	0	0	21
523	Kishwaukee	0	0	1	4	13	0	0	18
532	Lake County	30	0	54	54	390	6	0	534
517	Lake Land	134	42	219	92	3,732	9	0	4,228
536	Lewis & Clark	0	0	0	0	0	0	0	0
526	Lincoln Land	39	3	209	57	2,566	4	0	2,878
530	Logan	27	9	176	41	5,173	2	0	5,428
528	McHenry	0	0	0	0	1	0	0	1
524	Moraine Valley	18	4	120	52	1,360	1	0	1,555
527	Morton	3	0	3	21	32	2	0	61
535	Oakton	162	2	109	71	6,231	0	6,670	13,245
505	Parkland	14	5	58	10	563	21	0	671
515	Prairie State	5	1	483	47	338	2	660	1,536
521	Rend Lake	43	17	83	45	5,799	9	0	5,996
537	Richland	0	2	7	1	717	0	0	727
511	Rock Valley	16	2	127	40	882	1	4	1,072
518	Sandburg	2	1	2	4	92	0	0	101
506	Sauk Valley	8	9	55	59	1,396	0	0	1,527
531	Shawnee	14	13	444	36	3,767	0	0	4,274
510	South Suburban	22	1	893	398	1,005	4	0	2,323
533	Southeastern	10	11	197	28	2,020	0	0	2,266
522	Southwestern	0	0	0	0	0	0	0	0
534	Spoon River	2	3	27	11	1,114	1	0	1,158
504	Triton	21	1	230	216	1,304	5	0	1,777
516	Waubonsee	3	1	6	27	105	0	0	142
539	Wood	0	0	0	0	0	0	0	0
	TOTALS	908	164	5,316	2,019	55,536	80	7,358	71,381

SOURCE OF DATA: Annual Enrollment & Completion Data (A1)

Table III-17
SUMMARY OF ANNUAL UNDUPLICATED HEADCOUNT ENROLLMENT BY ETHNIC ORIGIN
IN ADULT BASIC EDUCATION PROGRAMS, FISCAL YEAR 2007

Dist. No.	District/College	Asian	Native	African	White	Non-	All Other	Total	
		or Pacific Islander	American	American Non-Latino		Resident Alien	or No Indication		
503	Black Hawk	3	6	198	132	419	0	0	758
508	Chicago	(154)	(38)	(5,841)	(2,080)	(440)	(66)	(0)	(8,619)
	Daley	1	2	160	623	39	1	0	826
	Kennedy-King	24	8	1853	55	58	19	0	2017
	Malcolm X	10	7	1357	303	28	13	0	1718
	Olive-Harvey	5	2	1648	139	17	7	0	1818
	Truman	88	13	370	340	130	16	0	957
	Washington	4	2	275	45	19	2	0	347
	Wilbur Wright	22	4	178	575	149	8	0	936
507	Danville	3	0	123	12	152	0	0	290
502	DuPage	37	0	60	115	119	0	8	339
509	Elgin	6	2	64	213	79	0	0	364
512	Harper	34	1	86	216	86	2	22	447
540	Heartland	4	2	64	5	127	5	0	207
519	Highland	3	1	101	17	190	1	0	313
514	Illinois Central	3	0	126	13	230	0	0	372
529	Illinois Eastern	(0)	(1)	(5)	(4)	(406)	(0)	(0)	(416)
	Frontier	0	1	1	1	136	0	0	139
	Lincoln Trail	0	0	2	0	174	0	0	176
	Olney Central	0	0	2	3	94	0	0	99
	Wabash Valley	0	0	0	0	2	0	0	2
513	Illinois Valley	4	0	11	30	155	0	11	211
525	Joliet	6	3	150	147	116	0	0	422
520	Kankakee	10	0	265	255	263	0	4	797
501	Kaskaskia	2	5	34	8	232	3	0	284
523	Kishwaukee	4	0	42	100	78	0	0	224
532	Lake County	3	0	142	233	152	7	0	537
517	Lake Land	0	4	6	6	429	3	0	448
536	Lewis & Clark	0	3	116	5	291	0	0	415
526	Lincoln Land	5	2	194	13	199	1	0	414
530	Logan	3	2	32	4	252	0	0	293
528	McHenry	4	3	7	135	92	2	0	243
524	Moraine Valley	9	0	82	62	142	0	0	295
527	Morton	3	1	11	296	25	2	0	338
535	Oakton	154	0	23	218	274	0	328	997
505	Parkland	2	3	131	12	212	1	0	361
515	Prairie State	4	4	527	95	112	1	43	786
521	Rend Lake	0	1	29	5	98	0	0	133
537	Richland	0	0	121	4	111	0	0	236
511	Rock Valley	22	12	270	161	315	0	2	782
518	Sandburg	0	1	20	9	97	0	0	127
506	Sauk Valley	2	0	9	26	73	0	0	110
531	Shawnee	5	1	48	6	92	0	0	152
510	South Suburban	3	3	445	66	27	1	0	545
533	Southeastern	2	1	129	20	169	0	0	321
522	Southwestern	25	19	839	52	563	0	0	1498
534	Spoon River	6	3	8	5	143	0	0	165
504	Triton	12	3	247	264	120	7	0	653
516	Waubonsee	15	10	169	351	162	0	0	707
539	Wood	<u>0</u>	<u>0</u>	<u>12</u>	<u>2</u>	<u>110</u>	<u>0</u>	<u>2</u>	<u>126</u>
TOTALS		552	135	10787	5397	7352	102	420	24745

SOURCE OF DATA: Annual Enrollment & Completion Data (A1)

Illinois Community College Board

Table III-18

SUMMARY OF ANNUAL UNDUPLICATED HEADCOUNT ENROLLMENT BY ETHNIC ORIGIN
IN ADULT SECONDARY EDUCATION, FISCAL YEAR 2007

Dist. No.	District/College	Asian or Pacific Islander	Native American	African American Non-Latino	Latino	White Non-Latino	Non-Resident Alien	All Other or No Indication	Total
503	Black Hawk	0	4	57	53	350	0	0	464
508	Chicago	(47)	(22)	(1,799)	(2,362)	(241)	(35)	(0)	(4,506)
	Daley	3	2	72	574	33	1	0	685
	Kennedy-King	4	2	440	25	3	5	0	479
	Malcolm X	6	5	713	485	6	8	0	1,223
	Olive-Harvey	0	0	288	162	8	5	0	463
	Truman	18	7	135	727	62	9	0	958
	Washington	9	4	119	45	21	4	0	202
	Wilbur Wright	7	2	32	344	108	3	0	496
507	Danville	0	0	38	12	80	0	0	130
502	DuPage	25	4	68	201	158	0	5	461
509	Elgin	5	1	51	389	122	0	0	568
512	Harper	10	2	36	118	137	0	19	322
540	Heartland	1	0	35	11	177	9	0	233
519	Highland	1	0	29	3	197	0	0	230
514	Illinois Central	0	1	36	11	202	0	0	250
529	Illinois Eastern	(1)	(0)	(8)	(4)	(286)	(0)	(0)	(299)
	Frontier	0	0	6	1	125	0	0	132
	Lincoln Trail	0	0	0	0	58	0	0	58
	Olney Central	1	0	2	2	88	0	0	93
	Wabash Valley	0	0	0	1	15	0	0	16
513	Illinois Valley	3	1	10	67	221	0	22	324
525	Joliet	0	2	55	80	86	0	0	223
520	Kankakee	1	4	184	78	298	1	3	569
501	Kaskaskia	2	2	16	10	212	1	0	243
523	Kishwaukee	1	3	23	49	170	0	1	247
532	Lake County	24	5	358	430	377	8	0	1,202
517	Lake Land	0	0	0	0	19	1	0	20
536	Lewis & Clark	1	5	48	4	234	0	0	292
526	Lincoln Land	2	2	71	16	213	0	0	304
530	Logan	14	2	79	19	528	0	0	642
528	McHenry	2	1	21	177	195	0	0	396
524	Moraine Valley	15	5	114	276	414	4	0	828
527	Morton	0	0	3	148	30	2	0	183
535	Oakton	13	2	11	97	82	0	160	365
505	Parkland	4	1	130	11	290	2	0	438
515	Prairie State	1	1	167	56	59	0	20	304
521	Rend Lake	0	1	26	6	291	0	0	324
537	Richland	0	0	56	5	113	0	0	174
511	Rock Valley	3	3	110	171	308	0	0	595
518	Sandburg	0	1	39	7	179	0	0	226
506	Sauk Valley	0	1	6	17	104	0	0	128
531	Shawnee	8	6	110	17	361	0	0	502
510	South Suburban	2	1	220	37	49	0	0	309
533	Southeastern	2	1	46	5	89	0	0	143
522	Southwestern	8	4	286	30	463	0	0	791
534	Spoon River	1	1	4	1	99	0	0	106
504	Triton	9	0	90	458	210	3	0	770
516	Waubonsee	8	7	128	533	947	0	0	1,623
539	Wood	<u>0</u>	<u>0</u>	<u>3</u>	<u>0</u>	<u>69</u>	<u>0</u>	<u>1</u>	<u>73</u>
	TOTALS	214	96	4,571	5,969	8,660	66	231	19,807

SOURCE OF DATA: Annual Enrollment & Completion Data (A1)

Illinois Community College Board

Table III-19

SUMMARY OF ANNUAL UNDUPLICATED HEADCOUNT ENROLLMENT BY ETHNIC ORIGIN
IN ENGLISH AS A SECOND LANGUAGE PROGRAMS, FISCAL YEAR 2007

Dist. No.	District/College	Asian	African	White		Non-	All Other	Total	
		or Pacific Islander	Native American	American Non-Latino	Latino	Non-Latino	Resident Alien		or No Indication
503	Black Hawk	39	0	245	520	94	0	0	898
508	Chicago	(1,551)	(42)	(737)	(19,077)	(4,000)	(178)	(0)	(25,585)
	Daley	17	0	24	5,717	376	6	0	6,140
	Kennedy-King	178	2	10	371	8	3	0	572
	Malcolm X	237	5	31	2,121	449	9	0	2,852
	Olive-Harvey	5	0	62	937	11	4	0	1,019
	Truman	1,018	18	576	7,160	1,694	106	0	10,572
	Washington	12	0	16	88	7	1	0	124
	Wilbur Wright	84	17	18	2,683	1,455	49	0	4,306
507	Danville	8	0	1	18	2	0	0	29
502	DuPage	719	2	87	3,311	1,182	0	67	5,368
509	Elgin	117	2	8	2,615	202	1	0	2,945
512	Harper	379	2	10	2,217	500	1	105	3,214
540	Heartland	89	0	43	123	24	16	1	296
519	Highland	9	0	0	85	6	0	0	100
514	Illinois Central	40	0	1	17	25	1	0	84
529	Illinois Eastern	(59)	(0)	(0)	(6)	(10)	(0)	(0)	(75)
	Frontier	0	0	0	0	0	0	0	0
	Lincoln Trail	47	0	0	3	10	0	0	60
	Olney Central	12	0	0	3	0	0	0	15
	Wabash Valley	0	0	0	0	0	0	0	0
513	Illinois Valley	26	1	2	217	10	0	33	289
525	Joliet	51	0	15	1,184	79	1	0	1,330
520	Kankakee	1	0	0	87	4	0	0	92
501	Kaskaskia	0	2	0	59	2	0	0	63
523	Kishwaukee	26	0	6	570	15	0	0	617
532	Lake County	304	1	19	2,469	669	171	0	3,633
517	Lake Land	7	1	0	32	17	6	0	63
536	Lewis & Clark	9	0	2	14	27	0	0	52
526	Lincoln Land	52	1	23	159	55	1	0	291
530	Logan	0	0	0	4	1	0	0	5
528	McHenry	52	1	1	1,339	180	2	0	1,575
524	Moraine Valley	65	1	6	673	1,096	57	0	1,898
527	Morton	15	1	4	2,200	69	17	0	2,306
535	Oakton	304	1	10	417	716	0	1,187	2,635
505	Parkland	99	0	36	242	92	161	0	630
515	Prairie State	28	0	19	747	19	0	15	828
521	Rend Lake	3	0	0	4	1	3	0	11
537	Richland	15	0	1	61	17	0	0	94
511	Rock Valley	121	0	24	844	169	0	0	1,158
518	Sandburg	1	0	3	39	3	0	0	46
506	Sauk Valley	1	0	0	59	7	0	0	67
531	Shawnee	21	5	4	75	21	0	0	126
510	South Suburban	23	5	13	647	23	4	0	715
533	Southeastern	0	0	0	0	0	0	0	0
522	Southwestern	109	0	2	237	44	3	0	395
534	Spoon River	8	0	20	0	15	1	0	44
504	Triton	73	1	26	3,103	1,400	8	0	4,611
516	Waubonsee	66	9	35	3,582	200	0	0	3,892
539	Wood	<u>5</u>	<u>0</u>	<u>0</u>	<u>2</u>	<u>6</u>	<u>0</u>	<u>1</u>	<u>14</u>
	TOTALS	4,495	78	1,403	47,055	11,002	632	1,409	66,074

SOURCE OF DATA: Annual Enrollment & Completion Data (A1)

Section IV

FINANCIAL DATA

Presented in this section are financial data on audited revenues and expenditures, chargeback computations, local tax rates, tuition and fees, and state aid grants.

Tables IV-1 through IV-3 give historical data for annual enrollments, ICCB grants to colleges, and net instructional unit costs.

Table IV-4 lists the fiscal year 2007 net instructional unit cost for each community college district for unrestricted costs only.

Tables IV-5 and IV-6 shows the fiscal year 2007 reimbursable credit hours for funded instructional categories and the total reimbursable credit hours for each community college district for all costs and unrestricted costs only. Reimbursable credit hours are those hours which qualify for state funding.

Tables IV-7 and IV-8 list the state grants received by each community college district during fiscal year 2007 and fiscal year 2008 for each category of grants.

Table IV-9 shows the per capita costs per credit hour, the chargeback rate, and tuition and fee rates for each community college district. Colleges are limited by law to a tuition rate that does not exceed one-third of their per capita costs.

Table IV-10 lists the total 2006 operating tax extensions and the corporate personal property replacement tax paid to each community college district in 2007.

Table IV-11 itemizes each college's 2006 tax levy rates for the Education Fund; Operations and Maintenance Fund; Bond and Interest Fund; Liability, Protection, and Settlement Fund; Audit Fund; and Other Funds.

Tables IV-12 and IV-13 detail the fiscal year 2007 net instructional unit cost for funded instructional categories for each community college district for all costs and restricted costs only.

Tables IV-14 through IV-16 show operating revenues by source and operating expenditures by object and function for the Education and Operation and Maintenance Funds as reported in the districts' fiscal year 2007 external audits.

Tables IV-17 through IV-18 present total current funds revenues by source of funds and expenditures by function for each public community college district as reported in the districts' fiscal year 2007 external audit.

Table IV-19 provides data on energy costs for each college for fiscal year 2007.

Illinois Community College Board
Table IV-1
ANNUAL FTE STUDENTS*
FISCAL YEAR 1997 THROUGH FISCAL YEAR 2007

Dist. No.	District/College	Annual FY 1997 FTE	Annual FY 1998 FTE	Annual FY 1999 FTE	Annual FY 2000 FTE	Annual FY 2001 FTE	Annual FY 2002 FTE	Annual FY 2003 FTE	Annual FY 2004 FTE	Annual FY 2005 FTE	Annual FY 2006 FTE	Annual FY 2007 FTE
503	Black Hawk	5,110	4,951	4,847	4,667	4,647	4,846	4,803	4,812	4,803	4,697	4,413
508	Chicago	45,748	45,180	44,087	40,789	40,818	41,103	42,233	41,486	38,829	36,195	35,488
507	Danville	1,629	1,629	1,543	1,473	1,442	1,546	1,631	1,712	1,693	1,640	1,714
502	DuPage	13,702	13,748	13,867	14,229	14,301	15,229	15,968	16,618	16,668	14,995	14,998
509	Elgin	4,678	4,754	4,869	4,885	5,135	5,095	5,231	5,672	5,954	5,552	5,517
512	Harper	7,540	7,707	7,704	7,807	7,448	7,781	8,078	8,718	8,990	9,150	9,166
540	Heartland	1,743	1,831	1,938	2,202	2,255	2,493	2,739	2,730	2,787	2,760	2,862
519	Highland	1,546	1,560	1,509	1,641	1,700	1,638	1,672	1,752	1,763	1,715	1,627
514	Illinois Central	6,275	6,422	6,430	6,328	6,238	6,332	6,716	7,122	7,207	7,178	7,184
529	Illinois Eastern	4,603	4,733	4,615	4,566	4,689	4,771	5,021	5,202	5,297	5,583	5,590
513	Illinois Valley	2,423	2,378	2,440	2,547	2,551	2,530	2,596	2,693	2,765	2,785	2,668
525	Joliet	5,811	5,965	5,987	6,202	6,231	6,637	7,225	7,458	7,574	7,680	8,274
520	Kankakee	2,936	2,861	2,651	2,696	2,567	2,549	2,902	3,025	2,870	2,634	2,752
501	Kaskaskia	2,251	2,204	2,270	2,184	2,124	2,366	2,783	3,404	3,253	3,268	3,358
523	Kishwaukee	1,749	1,878	1,868	2,134	2,187	2,309	2,451	2,530	2,626	2,636	2,665
532	Lake County	5,942	6,089	6,010	6,218	6,218	6,687	7,153	7,532	7,559	7,755	8,155
517	Lake Land	3,389	3,738	3,988	4,419	4,601	4,795	5,115	5,442	5,334	5,384	5,500
536	Lewis & Clark	2,864	2,918	2,987	3,032	3,054	3,181	3,354	3,537	3,628	3,717	3,885
526	Lincoln Land	4,622	4,313	4,189	4,357	4,196	4,644	4,450	4,483	4,411	4,452	4,305
530	Logan	3,555	3,664	3,612	3,824	3,899	3,847	4,084	4,338	4,629	4,680	4,808
528	McHenry	2,707	2,789	2,778	2,948	3,026	3,228	3,444	3,559	3,526	3,569	3,639
541	Metropolitan	625	688	—	—	—	—	—	—	—	—	—
524	Moraine Valley	7,058	7,187	7,341	7,546	7,808	8,311	8,676	9,580	9,858	9,826	9,654
527	Morton	1,955	2,080	2,068	2,083	2,194	2,303	2,541	2,517	2,523	2,579	2,691
535	Oakton	6,070	5,872	5,855	6,567	7,000	7,404	6,896	6,994	6,893	6,960	6,653
505	Parkland	4,752	4,807	4,786	4,850	4,860	5,182	5,737	5,924	5,962	6,013	5,839
515	Prairie State	2,809	2,851	2,865	2,726	2,703	2,826	2,888	2,860	2,925	2,975	3,044
521	Rend Lake	2,296	2,238	2,174	2,321	2,310	2,435	2,451	2,805	2,701	2,722	2,829
537	Richland	1,782	1,829	1,855	1,771	1,880	2,010	2,283	2,134	1,990	2,168	2,222
511	Rock Valley	4,072	4,082	4,248	4,349	4,329	4,903	5,292	5,484	5,357	5,214	5,150
518	Sandburg	1,852	1,847	1,926	1,883	1,984	2,015	2,251	2,392	2,444	2,283	1,914
506	Sauk Valley	1,486	1,454	1,396	1,435	1,423	1,704	1,666	1,601	1,602	1,628	1,656
531	Shawnee	1,282	1,296	1,314	1,359	1,387	1,581	1,623	1,667	1,706	1,705	1,751
510	South Suburban	4,168	4,187	4,099	4,021	3,938	4,166	4,574	4,997	4,985	4,651	4,261
533	Southeastern	2,025	1,960	1,890	1,971	1,903	1,871	1,839	1,908	2,104	1,942	1,892
522	Southwestern	6,870	6,819	6,852	7,061	7,078	7,444	7,701	8,093	8,119	8,208	8,108
534	Spoon River	1,206	1,132	1,085	1,083	1,075	1,148	1,199	1,288	1,370	1,305	1,277
504	Triton	8,349	8,387	8,165	8,242	7,866	7,892	8,127	8,215	8,022	8,107	8,045
516	Waubensee	3,582	3,695	3,652	3,910	4,171	4,544	4,938	5,016	5,328	5,526	5,551
539	Wood	<u>1,204</u>	<u>1,272</u>	<u>1,378</u>	<u>1,380</u>	<u>1,355</u>	<u>1,422</u>	<u>1,500</u>	<u>1,591</u>	<u>1,668</u>	<u>1,616</u>	<u>1,607</u>
TOTALS		194,266	194,995	193,138	193,706	194,591	202,768	211,830	218,891	217,723	213,453	212,712

*Calculated from annual credit hour claims
SOURCE OF DATA: ICCB Credit Hour Claims (SU and SR)

Illinois Community College Board

Table IV-2

TOTAL ICCB DIRECT OPERATING GRANTS PAID TO COMMUNITY COLLEGES
FISCAL YEAR 2001 THROUGH FISCAL YEAR 2008

Dist. No.	District/College	FY 2001 Total Grants	FY 2002 Total Grants	FY 2003 Total Grants	FY 2004 Total Grants	FY 2005 Total Grants	FY 2006 Total Grants	FY 2007 Total Grants	FY 2008 Total Grants
503	Black Hawk	\$10,956,699	\$10,841,000	\$10,590,627	\$9,998,417	\$9,186,932	\$8,587,444	\$9,010,440	\$8,781,812
508	Chicago	\$62,874,697	\$57,889,973	\$51,829,279	\$43,120,113	\$52,688,641	\$54,645,516	\$58,595,337	\$55,892,006
507	Danville	\$3,995,380	\$4,005,346	\$3,822,949	\$3,443,189	\$3,444,507	\$3,505,806	\$3,620,797	\$3,601,731
502	DuPage	\$16,078,969	\$17,508,396	\$16,859,337	\$15,209,775	\$14,879,350	\$14,768,196	\$14,157,655	\$13,549,870
509	Elgin	\$5,930,457	\$6,175,639	\$6,107,774	\$5,068,417	\$4,879,259	\$5,046,095	\$5,646,962	\$5,235,601
512	Harper	\$9,053,173	\$9,763,067	\$8,884,145	\$7,657,752	\$7,011,963	\$6,990,910	\$7,052,152	\$7,124,042
540	Heartland	\$2,618,582	\$3,083,831	\$3,037,412	\$2,631,501	\$2,448,733	\$2,224,100	\$2,213,704	\$2,133,705
519	Highland	\$2,985,307	\$3,479,270	\$3,620,989	\$2,881,867	\$2,572,316	\$2,696,636	\$2,615,307	\$2,626,428
514	Illinois Central	\$11,231,350	\$11,726,052	\$11,367,999	\$9,784,804	\$10,214,836	\$10,290,741	\$10,017,034	\$9,897,434
529	Illinois Eastern	\$12,532,955	\$13,110,993	\$13,745,263	\$12,709,505	\$13,043,881	\$13,104,806	\$13,617,778	\$14,763,791
513	Illinois Valley	\$3,357,281	\$3,975,780	\$3,839,957	\$3,142,015	\$3,194,085	\$3,187,167	\$3,298,623	\$3,322,886
525	Joliet	\$7,361,710	\$8,074,177	\$7,597,300	\$7,189,056	\$6,733,641	\$6,721,706	\$6,603,571	\$6,576,493
520	Kankakee	\$6,534,584	\$6,451,089	\$6,177,472	\$6,484,607	\$6,338,353	\$6,480,143	\$6,336,862	\$6,000,602
501	Kaskaskia	\$5,738,996	\$5,831,317	\$5,820,225	\$6,078,698	\$7,324,792	\$8,925,128	\$8,405,454	\$8,780,968
523	Kishwaukee	\$2,928,704	\$3,717,334	\$4,000,457	\$4,100,248	\$4,217,863	\$3,937,476	\$4,113,508	\$4,022,150
532	Lake County	\$7,287,919	\$8,023,518	\$7,634,998	\$7,421,067	\$6,721,119	\$6,738,895	\$6,815,203	\$6,705,681
517	Lake Land	\$8,055,028	\$9,136,767	\$9,292,326	\$9,187,967	\$9,905,755	\$10,410,139	\$10,733,797	\$11,049,247
536	Lewis & Clark	\$6,128,283	\$6,466,321	\$6,629,975	\$6,046,499	\$5,971,920	\$6,034,117	\$6,146,322	\$6,232,335
526	Lincoln Land	\$5,691,238	\$6,531,235	\$5,845,768	\$5,404,941	\$5,206,924	\$4,713,519	\$4,506,771	\$4,583,321
530	Logan	\$10,958,761	\$11,967,811	\$12,457,777	\$11,478,998	\$11,450,647	\$11,776,786	\$12,679,527	\$13,080,452
528	McHenry	\$3,463,937	\$3,839,615	\$3,734,895	\$3,194,179	\$2,907,283	\$2,789,824	\$2,578,662	\$2,518,728
524	Moraine Valley	\$9,124,584	\$9,900,272	\$10,433,301	\$9,688,570	\$8,787,044	\$9,216,202	\$8,596,525	\$8,046,963
527	Morton	\$3,363,402	\$3,584,523	\$4,054,262	\$4,023,027	\$3,911,471	\$3,288,956	\$3,167,070	\$2,841,950
535	Oakton	\$7,001,025	\$7,932,165	\$8,032,581	\$7,384,629	\$6,660,144	\$6,122,482	\$5,973,898	\$6,157,230
505	Parkland	\$7,072,008	\$7,764,979	\$7,630,510	\$7,374,291	\$8,500,209	\$8,205,355	\$8,083,464	\$7,767,128
515	Prairie State	\$4,724,539	\$4,812,734	\$4,388,568	\$3,391,356	\$2,871,783	\$2,868,577	\$2,912,858	\$2,579,202
521	Rend Lake	\$6,254,887	\$6,536,163	\$6,481,475	\$6,545,670	\$6,310,161	\$6,946,796	\$6,866,013	\$7,152,379
537	Richland	\$2,588,343	\$2,807,377	\$3,188,519	\$3,056,382	\$3,677,902	\$2,900,808	\$2,806,684	\$3,002,665
511	Rock Valley	\$5,297,127	\$5,738,605	\$5,628,063	\$6,481,941	\$6,926,638	\$6,453,801	\$5,626,593	\$5,462,971
518	Sandburg	\$4,031,046	\$4,134,971	\$4,163,762	\$3,888,065	\$4,483,854	\$4,551,821	\$5,033,061	\$5,056,499
506	Sauk Valley	\$2,750,634	\$3,008,603	\$2,893,035	\$3,355,679	\$2,879,037	\$2,686,436	\$2,572,495	\$2,700,641
531	Shawnee	\$4,139,153	\$4,422,254	\$4,545,985	\$4,855,802	\$4,599,975	\$4,518,873	\$4,784,733	\$4,813,235
510	South Suburban	\$7,701,511	\$7,994,902	\$7,621,426	\$7,152,327	\$7,124,253	\$7,242,630	\$7,589,970	\$6,851,677
533	Southeastern	\$5,669,904	\$5,995,064	\$5,886,306	\$5,235,901	\$5,237,326	\$5,167,611	\$5,840,062	\$5,635,145
522	Southwestern	\$14,892,427	\$16,595,293	\$16,930,973	\$16,390,452	\$16,263,714	\$15,910,799	\$15,422,034	\$15,723,963
534	Spoon River	\$2,372,720	\$2,454,631	\$2,447,370	\$2,134,880	\$2,068,883	\$2,197,463	\$2,253,338	\$2,073,443
504	Triton	\$10,159,553	\$10,727,634	\$10,084,544	\$8,736,137	\$7,278,847	\$7,615,815	\$8,117,372	\$7,771,631
516	Waubonsee	\$4,288,726	\$4,658,485	\$4,630,092	\$4,262,795	\$4,580,262	\$4,024,677	\$4,377,415	\$4,430,086
539	Wood	\$3,064,003	\$3,207,373	\$3,236,145	\$2,944,679	\$2,982,437	\$3,061,347	\$3,245,989	\$3,152,509
	TOTALS	\$310,259,602	\$323,874,561	\$315,173,838	\$289,136,198	\$295,486,740	\$296,555,599	\$302,035,040	#####

SOURCE OF DATA: ICCB Records

Illinois Community College Board
Table IV-3
NET INSTRUCTIONAL UNIT COST
IN ILLINOIS PUBLIC COMMUNITY COLLEGES
UNRESTRICTED COSTS ONLY

<u>Dist.</u> <u>No.</u>	<u>District/College</u>	<u>FY2003</u>	<u>FY2004</u>	<u>FY2005</u>	<u>FY2006</u>	<u>FY2007</u>
503	Black Hawk	\$194.24	\$180.32	\$192.77	\$194.91	\$214.21
508	Chicago	\$180.23	\$171.26	\$189.34	\$207.81	\$219.98
50806	Daley	\$136.81	\$133.93	\$154.38	\$180.85	\$176.49
50801	Kennedy-King	\$272.25	\$280.40	\$307.24	\$331.12	\$350.38
50803	Malcolm X	\$205.12	\$165.70	\$184.37	\$198.64	\$216.46
50805	Olive-Harvey	\$233.18	\$249.14	\$264.10	\$260.11	\$304.39
50804	Truman	\$158.13	\$142.17	\$143.83	\$168.85	\$186.30
50802	Washington	\$161.75	\$180.73	\$203.30	\$209.64	\$210.76
50807	Wright	\$180.55	\$155.95	\$183.07	\$198.80	\$216.19
507	Danville	\$204.62	\$209.05	\$217.80	\$249.65	\$229.36
502	DuPage	\$186.71	\$204.01	\$219.25	\$234.52	\$245.24
509	Elgin	\$226.56	\$232.42	\$228.60	\$279.73	\$303.97
512	Harper	\$230.32	\$229.12	\$243.86	\$253.37	\$251.90
540	Heartland	\$160.01	\$94.33	\$158.14	\$166.76	\$163.99
519	Highland	\$195.25	\$189.20	\$193.55	\$223.36	\$237.78
514	Illinois Central	\$101.46	\$200.28	\$195.16	\$211.39	\$177.62
529	Illinois Eastern	\$121.11	\$121.93	\$123.46	\$120.11	\$123.59
52904	Frontier	\$107.25	\$123.28	\$120.42	\$110.09	\$115.02
52901	Lincoln Trail	\$143.55	\$136.34	\$138.49	\$123.22	\$127.53
52902	Olney Central	\$152.53	\$150.80	\$153.49	\$163.09	\$169.96
52903	Wabash Valley	\$97.31	\$96.01	\$98.52	\$97.18	\$97.69
513	Illinois Valley	\$167.46	\$171.23	\$184.28	\$185.95	\$205.93
525	Joliet	\$205.62	\$198.15	\$211.63	\$226.18	\$219.95
520	Kankakee	\$177.52	\$165.41	\$193.45	\$218.53	\$216.86
501	Kaskaskia	\$141.46	\$132.87	\$152.59	\$156.33	\$151.74
523	Kishwaukee	\$182.53	\$195.62	\$196.03	\$204.67	\$212.55
532	Lake County	\$254.89	\$225.02	\$231.72	\$236.28	\$248.67
517	Lake Land	\$129.52	\$133.75	\$164.01	\$151.27	\$148.18
536	Lewis & Clark	\$158.53	\$158.28	\$166.11	\$175.72	\$172.57
526	Lincoln Land	\$197.32	\$210.86	\$220.57	\$229.69	\$244.29
530	Logan	\$168.96	\$168.31	\$167.87	\$174.96	\$176.52
528	McHenry	\$232.59	\$232.52	\$251.91	\$263.93	\$251.40
524	Moraine Valley	\$172.82	\$166.50	\$161.13	\$166.78	\$157.71
527	Morton	\$207.35	\$234.48	\$216.75	\$206.65	\$222.40
535	Oakton	\$219.45	\$233.22	\$256.12	\$261.65	\$274.46
505	Parkland	\$205.25	\$193.83	\$209.08	\$210.83	\$221.88
515	Prairie State	\$207.72	\$220.33	\$247.85	\$224.94	\$242.98
521	Rend Lake	\$159.09	\$159.09	\$147.94	\$156.04	\$161.17
537	Richland	\$177.44	\$194.09	\$219.77	\$202.37	\$234.79
511	Rock Valley	\$178.25	\$182.45	\$181.01	\$191.32	\$209.30
518	Sandburg	\$199.94	\$181.17	\$193.23	\$202.88	\$209.75
506	Sauk Valley	\$101.98	\$228.31	\$226.06	\$223.38	\$210.86
531	Shawnee	\$143.65	\$154.90	\$194.90	\$220.28	\$231.58
510	South Suburban	\$157.70	\$227.07	\$252.23	\$270.66	\$303.76
533	Southeastern	\$175.79	\$156.37	\$150.06	\$168.77	\$161.35
522	Southwestern	\$161.53	\$168.39	\$182.56	\$182.40	\$200.39
534	Spoon River	\$172.70	\$201.79	\$189.71	\$241.26	\$227.23
504	Triton	\$181.39	\$171.09	\$173.22	\$168.37	\$178.55
516	Waubonsee	\$177.86	\$191.56	\$197.41	\$215.67	\$231.63
539	Wood	\$185.93	\$196.27	\$185.08	\$204.97	\$223.30
	STATE AVERAGES	\$182.11	\$186.63	\$198.39	\$208.43	\$214.92

SOURCE OF DATA: Unit Cost Reports

Illinois Community College Board
Table IV-4
FISCAL YEAR 2007 TOTAL REIMBURSABLE CREDIT HOURS*

Dist. No.	District	Baccalaureate	Business	Technical	Health	Remedial	ABE/ASE	Total
503	Black Hawk	69,337	6,369	12,550	9,889	9,587	24,661	132,392
508	Chicago	364,616	42,264	68,539	49,603	107,499	432,110	1,064,630
507	Danville	25,865	5,028	5,084	6,974	4,591	3,865	51,406
502	DuPage	263,431	37,923	40,471	26,699	37,676	43,744	449,943
509	Elgin	89,541	12,486	18,122	10,200	14,028	21,147	165,523
512	Harper	183,312	19,186	14,354	12,723	29,777	15,633	274,985
540	Heartland	63,198	3,561	3,669	3,894	9,179	2,354	85,855
519	Highland	27,150	2,935	4,671	4,490	5,493	4,066	48,804
514	Illinois Central	143,616	12,802	29,878	13,209	10,674	5,335	215,514
529	Illinois Eastern	72,956	11,840	48,575	26,589	4,643	3,100	167,702
513	Illinois Valley	47,899	4,343	13,180	6,307	5,510	2,798	80,036
525	Joliet	143,065	20,215	28,022	17,152	23,766	15,988	248,207
520	Kankakee	34,060	4,275	6,203	11,956	7,977	18,083	82,554
501	Kaskaskia	53,963	10,229	14,710	13,990	5,168	2,686	100,745
523	Kishwaukee	47,853	4,639	7,470	6,000	8,707	5,290	79,958
532	Lake County	144,067	13,513	20,203	12,911	20,612	33,332	244,638
517	Lake Land	82,669	18,785	41,310	11,654	8,067	2,519	165,004
536	Lewis & Clark	70,654	11,087	13,202	7,178	9,143	5,284	116,547
526	Lincoln Land	84,490	6,026	13,681	9,934	11,645	3,375	129,150
530	Logan	79,915	16,277	22,157	13,306	6,081	6,493	144,228
528	McHenry	76,459	8,219	4,001	2,820	9,675	7,994	109,167
524	Moraine Valley	182,732	21,203	20,737	20,023	30,174	14,739	289,607
527	Morton	40,135	5,173	3,124	5,464	7,075	19,771	80,741
535	Oakton	113,407	12,523	10,468	19,492	14,964	28,743	199,595
505	Parkland	109,269	7,408	24,825	11,025	16,187	6,442	175,156
515	Prairie State	50,330	5,214	7,699	7,410	13,170	7,496	91,318
521	Rend Lake	44,636	5,348	16,607	9,665	4,156	4,469	84,879
537	Richland	33,071	4,192	16,659	6,055	4,961	1,735	66,672
511	Rock Valley	97,864	7,606	17,964	9,412	14,749	6,908	154,502
518	Sandburg	31,986	4,698	4,777	8,286	3,169	4,520	57,435
506	Sauk Valley	29,380	4,158	5,427	5,193	4,244	1,290	49,691
531	Shawnee	26,327	4,767	2,808	7,502	2,942	8,173	52,518
510	South Suburban	60,168	12,777	5,703	13,055	18,007	18,129	127,838
533	Southeastern	23,671	6,387	15,530	7,734	1,823	1,606	56,750
522	Southwestern	129,316	23,281	39,953	15,718	22,336	12,648	243,251
534	Spoon River	25,897	1,443	3,791	2,815	2,392	1,965	38,302
504	Triton	127,637	13,621	23,341	13,175	15,305	48,266	241,344
516	Waubensee	85,661	10,923	9,765	8,979	16,212	35,004	166,542
539	Wood	30,176	3,801	5,667	3,866	3,573	1,140	48,223
	STATE TOTALS	3,409,773	426,515	664,890	452,337	544,935	882,896	6,381,344

*The credit hours used for funding purposes may not be the same as presented in this table.
SOURCE OF DATA: ICCB Credit Hour Claims SU and SR submissions

Illinois Community College Board
Table IV-5
FISCAL YEAR 2007 TOTAL REIMBURSABLE UNRESTRICTED CREDIT HOURS*

Dist. No.	District	Baccalaureate	Business	Technical	Health	Remedial	ABE/ASE	Total
503	Black Hawk	69,337	6,067	12,546	9,889	9,587	11,553	118,979
508	Chicago	364,616	42,264	68,539	49,603	107,499	349,432	981,952
507	Danville	25,865	5,023	5,068	6,963	4,591	414	47,923
502	DuPage	263,431	37,923	40,471	26,699	37,676	19,608	425,807
509	Elgin	89,361	11,811	18,122	10,200	14,028	10,239	153,760
512	Harper	183,312	19,186	14,354	12,723	29,777	8,204	267,555
540	Heartland	63,198	3,561	3,596	3,686	9,179	981	84,201
519	Highland	27,116	2,935	4,671	4,490	5,413	452	45,075
514	Illinois Central	143,616	12,802	29,878	13,209	10,674	2,671	212,850
529	Illinois Eastern	72,940	11,840	48,485	25,114	4,643	1,157	164,179
513	Illinois Valley	47,899	4,343	13,180	6,307	5,510	869	78,107
525	Joliet	143,065	20,215	28,022	17,152	23,766	392	232,611
520	Kankakee	34,060	4,275	6,144	11,956	7,977	9,256	73,668
501	Kaskaskia	53,963	10,229	14,710	13,990	5,168	122	98,181
523	Kishwaukee	47,853	4,510	7,470	6,000	8,707	221	74,759
532	Lake County	144,067	13,184	20,203	12,911	20,612	21,932	232,909
517	Lake Land	82,609	18,785	40,940	11,520	8,067	107	162,027
536	Lewis & Clark	70,456	11,087	13,202	7,094	9,143	2,798	113,779
526	Lincoln Land	84,490	5,697	13,644	9,870	11,645	0	125,346
530	Logan	79,883	16,277	22,157	13,166	6,081	2,118	139,681
528	McHenry	76,459	8,219	4,001	2,820	9,675	184	101,357
524	Moraine Valley	182,732	21,203	20,737	20,023	30,174	282	275,150
527	Morton	40,135	5,173	3,124	5,464	7,075	0	60,970
535	Oakton	113,407	12,523	10,468	19,492	14,964	7,792	178,644
505	Parkland	109,111	7,205	24,825	11,025	16,187	306	168,659
515	Prairie State	50,325	4,948	7,417	7,410	13,170	799	84,068
521	Rend Lake	44,514	5,333	16,106	9,665	4,156	2,690	82,463
537	Richland	33,071	4,192	16,659	6,055	4,961	126	65,064
511	Rock Valley	97,864	6,912	17,236	9,412	14,749	0	146,172
518	Sandburg	31,986	4,698	4,777	8,286	3,169	999	53,914
506	Sauk Valley	29,364	4,095	5,427	5,193	4,244	0	48,323
531	Shawnee	26,327	4,767	2,808	7,502	2,942	4,038	48,383
510	South Suburban	60,168	12,777	5,703	13,055	18,007	852	110,561
533	Southeastern	23,410	6,314	15,473	7,734	1,649	0	54,579
522	Southwestern	129,316	23,170	39,953	15,718	22,336	448	230,940
534	Spoon River	25,897	1,343	3,502	2,815	2,392	93	36,041
504	Triton	127,637	13,574	23,341	13,175	15,305	21,830	214,861
516	Waubonsee	85,661	10,923	9,765	8,979	16,212	14,412	145,950
539	Wood	30,176	3,801	5,667	3,866	3,573	0	47,083
	STATE TOTALS	3,408,692	423,175	662,383	450,220	544,681	497,373	5,986,525

*The credit hours used for funding purposes may not be the same as presented in this table. These are credit hours that are 50% or more unrestricted funded.
SOURCE OF DATA: ICCB Credit Hour Claims SU submissions

Illinois Community College Board
Table IV-6
SUMMARY OF FISCAL YEAR 2007 ICCB OPERATING GRANTS TO ILLINOIS PUBLIC COMMUNITY COLLEGES

Dist. No.	District	Base Operating Grants					Retirees Health Ins.	Workforce Development	P-16 Initiative	Additional	Total Grants
		Credit Hour Grant	Square Footage Grant	Small College Grant	Equalization Grant	Student Success Grant					
503	Black Hawk	\$ 4,297,173	\$ 48,845	\$ -	\$ 4,488,540	\$ 54,091	\$ -	\$ 75,782	\$ 46,009	\$ -	\$ 9,010,440
508	Chicago	\$ 41,085,646	\$ 412,073	\$ -	\$ -	\$ 710,121	\$ 626,600	\$ 247,726	\$ 213,171	\$ 15,300,000	\$ 58,595,337
507	Danville	\$ 1,584,857	\$ 40,940	\$ 120,000	\$ 1,767,644	\$ 23,344	\$ -	\$ 55,337	\$ 28,675	\$ -	\$ 3,620,797
502	DuPage	\$ 13,438,589	\$ 142,785	\$ -	\$ -	\$ 183,200	\$ -	\$ 180,788	\$ 212,293	\$ -	\$ 14,157,655
509	Elgin	\$ 5,296,147	\$ 80,113	\$ -	\$ -	\$ 70,575	\$ -	\$ 89,724	\$ 110,403	\$ -	\$ 5,646,962
512	Harper	\$ 6,539,720	\$ 111,806	\$ -	\$ -	\$ 148,300	\$ -	\$ 93,071	\$ 159,255	\$ -	\$ 7,052,152
540	Heartland	\$ 2,020,127	\$ 24,466	\$ -	\$ 50,000	\$ 37,807	\$ -	\$ 49,631	\$ 31,673	\$ -	\$ 2,213,704
519	Highland	\$ 1,473,638	\$ 27,136	\$ 60,000	\$ 948,992	\$ 26,928	\$ -	\$ 50,809	\$ 27,804	\$ -	\$ 2,815,307
514	Illinois Central	\$ 6,198,169	\$ 80,709	\$ -	\$ 3,497,416	\$ 54,386	\$ -	\$ 103,750	\$ 82,604	\$ -	\$ 10,017,034
529	Illinois Eastern	\$ 6,397,475	\$ 57,968	\$ -	\$ 6,935,910	\$ 28,537	\$ -	\$ 131,935	\$ 65,953	\$ -	\$ 13,617,778
513	Illinois Valley	\$ 2,586,380	\$ 32,245	\$ -	\$ 553,234	\$ 28,225	\$ -	\$ 66,334	\$ 32,205	\$ -	\$ 3,298,623
525	Joliet	\$ 6,186,546	\$ 69,237	\$ -	\$ -	\$ 121,355	\$ -	\$ 103,596	\$ 122,837	\$ -	\$ 6,603,571
520	Kankakee	\$ 3,160,022	\$ 30,454	\$ -	\$ 3,020,765	\$ 36,329	\$ -	\$ 61,087	\$ 28,205	\$ -	\$ 6,336,862
501	Kaskaskia	\$ 3,449,229	\$ 29,629	\$ -	\$ 4,751,269	\$ 25,048	\$ -	\$ 83,014	\$ 67,265	\$ -	\$ 8,405,454
523	Kishwaukee	\$ 2,180,493	\$ 38,049	\$ -	\$ 1,773,843	\$ 37,908	\$ -	\$ 57,674	\$ 25,541	\$ -	\$ 4,113,508
532	Lake County	\$ 6,380,210	\$ 91,487	\$ -	\$ -	\$ 103,707	\$ -	\$ 91,231	\$ 148,568	\$ -	\$ 6,815,203
517	Lake Land	\$ 5,371,822	\$ 38,052	\$ -	\$ 5,097,559	\$ 40,514	\$ -	\$ 119,838	\$ 66,012	\$ -	\$ 10,733,797
536	Lewis & Clark	\$ 2,949,093	\$ 55,650	\$ -	\$ 2,918,679	\$ 54,561	\$ -	\$ 69,920	\$ 98,419	\$ -	\$ 6,146,322
526	Lincoln Land	\$ 3,691,660	\$ 52,319	\$ -	\$ 312,020	\$ 55,976	\$ -	\$ 74,097	\$ 70,699	\$ 250,000	\$ 4,506,771
530	Logan	\$ 4,497,209	\$ 52,506	\$ -	\$ 7,972,755	\$ 36,306	\$ -	\$ 96,318	\$ 24,433	\$ -	\$ 12,679,527
528	McHenry	\$ 2,380,498	\$ 39,065	\$ -	\$ -	\$ 46,062	\$ -	\$ 55,185	\$ 57,852	\$ -	\$ 2,578,662
524	Moraine Valley	\$ 7,505,385	\$ 72,710	\$ -	\$ 630,945	\$ 129,786	\$ -	\$ 110,613	\$ 147,086	\$ -	\$ 8,596,525
527	Morton	\$ 1,659,000	\$ 23,907	\$ -	\$ 1,364,580	\$ 42,887	\$ -	\$ 51,743	\$ 24,953	\$ -	\$ 3,167,070
535	Oakton	\$ 5,636,707	\$ 59,824	\$ -	\$ -	\$ 87,547	\$ -	\$ 92,901	\$ 96,919	\$ -	\$ 5,973,898
505	Parkland	\$ 5,071,407	\$ 59,757	\$ -	\$ 2,544,311	\$ 89,878	\$ -	\$ 89,357	\$ 48,754	\$ 180,000	\$ 8,083,464
515	Prairie State	\$ 2,301,755	\$ 40,574	\$ -	\$ 50,000	\$ 65,890	\$ -	\$ 59,461	\$ 95,178	\$ 300,000	\$ 2,912,858
521	Rend Lake	\$ 2,769,867	\$ 35,756	\$ 60,000	\$ 3,866,387	\$ 19,991	\$ -	\$ 73,017	\$ 40,995	\$ -	\$ 6,866,013
537	Richland	\$ 1,888,266	\$ 25,413	\$ 60,000	\$ 714,446	\$ 30,368	\$ -	\$ 57,332	\$ 30,859	\$ -	\$ 2,806,684
511	Rock Valley	\$ 4,351,430	\$ 64,782	\$ -	\$ 985,332	\$ 70,765	\$ -	\$ 82,989	\$ 71,295	\$ -	\$ 5,626,593
518	Sandburg	\$ 2,227,309	\$ 26,926	\$ 60,000	\$ 2,597,835	\$ 25,463	\$ -	\$ 65,846	\$ 29,682	\$ -	\$ 5,033,061
506	Sauk Valley	\$ 1,375,780	\$ 27,617	\$ 60,000	\$ 1,007,851	\$ 21,989	\$ -	\$ 50,129	\$ 29,129	\$ -	\$ 2,572,495
531	Shawnee	\$ 1,749,526	\$ 16,876	\$ 120,000	\$ 2,804,390	\$ 17,732	\$ -	\$ 53,709	\$ 22,500	\$ -	\$ 4,784,733
510	South Suburban	\$ 3,966,143	\$ 61,676	\$ -	\$ 3,018,635	\$ 122,136	\$ -	\$ 86,527	\$ 84,853	\$ 250,000	\$ 7,589,970
533	Southeastern	\$ 2,377,277	\$ 24,200	\$ 120,000	\$ 3,189,425	\$ 27,496	\$ -	\$ 73,539	\$ 28,125	\$ -	\$ 5,840,062
522	Southwestern	\$ 7,051,335	\$ 67,576	\$ -	\$ 7,945,792	\$ 116,664	\$ -	\$ 131,887	\$ 108,780	\$ -	\$ 15,422,034
534	Spoon River	\$ 1,143,734	\$ 20,974	\$ 120,000	\$ 887,480	\$ 11,528	\$ -	\$ 47,122	\$ 22,500	\$ -	\$ 2,253,338
504	Triton	\$ 7,697,042	\$ 87,206	\$ -	\$ 50,000	\$ 99,104	\$ -	\$ 106,201	\$ 77,819	\$ -	\$ 8,117,372
516	Waubonsee	\$ 4,098,532	\$ 59,073	\$ -	\$ -	\$ 77,484	\$ -	\$ 70,153	\$ 72,173	\$ -	\$ 4,377,415
539	Wood	\$ 1,429,346	\$ 19,618	\$ 60,000	\$ 1,637,562	\$ 20,012	\$ -	\$ 51,927	\$ 27,524	\$ -	\$ 3,245,989
STATE TOTALS		\$195,464,544	\$2,349,999	\$840,000	\$77,383,597	\$3,000,000	\$626,600	\$3,311,300	\$2,779,000	\$16,280,000	\$302,035,040
ROUNDING		\$3,456	\$1		\$103						\$3,560
TOTAL		\$195,468,000	\$2,350,000	\$840,000	\$77,383,700	\$3,000,000	\$626,600	\$3,311,300	\$2,779,000	\$17,260,000	\$302,038,600

Illinois Community College Board

Table IV-7

SUMMARY OF FISCAL YEAR 2008 ICCB OPERATING GRANTS TO ILLINOIS PUBLIC COMMUNITY COLLEGES

Dist. No.	District	Base Operating Grants		Small College Grant	Equalization Grant	Retirees Health Ins. Grant	Student Success Grant	Workforce Development Grant	P-16 Initiative Grant	Additional Grant	Total Grants
		Credit Hour Grant	Square Footage Grant								
503	Black Hawk	\$ 4,142,372	\$ 49,486	\$ -	\$ 4,471,972	\$ -	\$ -	\$ 73,841	\$ 44,141	\$ -	\$ 8,781,812
508	Chicago	\$ 39,410,630	\$ 397,811	\$ -	\$ -	\$ 626,600	\$ -	\$ 239,584	\$ 217,381	\$ 15,000,000	\$ 55,892,006
507	Danville	\$ 1,559,546	\$ 41,114	\$ 120,000	\$ 1,797,040	\$ -	\$ -	\$ 55,086	\$ 28,945	\$ -	\$ 3,601,731
502	DuPage	\$ 13,053,042	\$ 141,693	\$ -	\$ -	\$ -	\$ -	\$ 175,014	\$ 180,121	\$ -	\$ 13,549,870
509	Elgin	\$ 4,961,970	\$ 74,323	\$ -	\$ -	\$ -	\$ -	\$ 87,671	\$ 111,637	\$ -	\$ 5,235,601
512	Harper	\$ 6,753,812	\$ 113,258	\$ -	\$ -	\$ -	\$ -	\$ 94,400	\$ 162,572	\$ -	\$ 7,124,042
540	Heartland	\$ 1,983,955	\$ 24,273	\$ -	\$ 50,000	\$ -	\$ -	\$ 48,431	\$ 27,046	\$ -	\$ 3,322,886
519	Highland	\$ 1,475,974	\$ 27,114	\$ 60,000	\$ 983,924	\$ -	\$ -	\$ 50,704	\$ 28,712	\$ -	\$ 2,626,428
514	Illinois Central	\$ 6,229,673	\$ 82,492	\$ -	\$ 3,399,852	\$ -	\$ -	\$ 101,106	\$ 84,311	\$ -	\$ 9,897,434
529	Illinois Eastern	\$ 6,983,464	\$ 57,513	\$ -	\$ 7,510,612	\$ -	\$ -	\$ 141,049	\$ 71,153	\$ -	\$ 14,763,791
513	Illinois Valley	\$ 2,644,607	\$ 33,143	\$ -	\$ 545,980	\$ -	\$ -	\$ 66,519	\$ 32,637	\$ -	\$ 3,322,886
525	Joliet	\$ 6,273,417	\$ 76,411	\$ -	\$ -	\$ -	\$ -	\$ 104,658	\$ 122,007	\$ -	\$ 6,576,493
520	Kankakee	\$ 3,036,847	\$ 30,653	\$ -	\$ 2,841,756	\$ -	\$ -	\$ 62,110	\$ 29,236	\$ -	\$ 6,000,602
501	Kaskaskia	\$ 3,588,573	\$ 29,047	\$ -	\$ 5,006,960	\$ -	\$ -	\$ 84,397	\$ 71,991	\$ -	\$ 8,780,968
523	Kishwaukee	\$ 2,182,644	\$ 39,007	\$ -	\$ 1,716,640	\$ -	\$ -	\$ 57,547	\$ 26,312	\$ -	\$ 4,022,150
532	Lake County	\$ 6,376,523	\$ 89,174	\$ -	\$ -	\$ -	\$ -	\$ 89,770	\$ 150,214	\$ -	\$ 6,705,681
517	Lake Land	\$ 5,614,125	\$ 37,753	\$ -	\$ 5,208,408	\$ -	\$ -	\$ 120,162	\$ 68,799	\$ -	\$ 11,049,247
536	Lewis & Clark	\$ 3,051,862	\$ 57,235	\$ -	\$ 2,947,092	\$ -	\$ -	\$ 71,679	\$ 104,467	\$ -	\$ 6,232,335
526	Lincoln Land	\$ 3,764,492	\$ 51,908	\$ -	\$ 622,600	\$ -	\$ -	\$ 73,253	\$ 71,068	\$ -	\$ 4,583,321
530	Logan	\$ 4,580,051	\$ 52,540	\$ -	\$ 8,328,148	\$ -	\$ -	\$ 95,597	\$ 24,116	\$ -	\$ 13,080,452
528	McHenry	\$ 2,371,805	\$ 39,967	\$ -	\$ -	\$ -	\$ -	\$ 54,041	\$ 52,915	\$ -	\$ 2,518,728
524	Moraine Valley	\$ 7,659,633	\$ 72,139	\$ -	\$ 50,000	\$ -	\$ -	\$ 112,857	\$ 152,334	\$ -	\$ 8,046,963
527	Morton	\$ 1,673,780	\$ 23,719	\$ -	\$ 1,067,760	\$ -	\$ -	\$ 51,390	\$ 25,301	\$ -	\$ 2,841,950
535	Oakton	\$ 5,903,777	\$ 61,606	\$ -	\$ -	\$ -	\$ -	\$ 93,117	\$ 98,730	\$ -	\$ 6,157,230
505	Parkland	\$ 5,234,221	\$ 61,495	\$ -	\$ 2,332,716	\$ -	\$ -	\$ 91,447	\$ 47,249	\$ -	\$ 7,767,128
515	Prairie State	\$ 2,331,832	\$ 41,238	\$ -	\$ 50,000	\$ -	\$ -	\$ 58,838	\$ 97,294	\$ -	\$ 2,579,202
521	Rend Lake	\$ 2,840,646	\$ 35,881	\$ 60,000	\$ 4,099,812	\$ -	\$ -	\$ 73,090	\$ 42,950	\$ -	\$ 7,152,379
537	Richland	\$ 2,260,270	\$ 25,868	\$ 60,000	\$ 559,256	\$ -	\$ -	\$ 66,057	\$ 31,214	\$ -	\$ 3,002,665
511	Rock Valley	\$ 4,377,530	\$ 64,040	\$ -	\$ 867,796	\$ -	\$ -	\$ 82,303	\$ 71,302	\$ -	\$ 5,462,971
518	Sandburg	\$ 2,212,710	\$ 26,649	\$ 60,000	\$ 2,662,496	\$ -	\$ -	\$ 64,765	\$ 29,879	\$ -	\$ 5,056,499
506	Sauk Valley	\$ 1,442,943	\$ 30,846	\$ 60,000	\$ 1,085,148	\$ -	\$ -	\$ 51,640	\$ 30,064	\$ -	\$ 2,700,641
531	Shawnee	\$ 1,695,975	\$ 16,743	\$ 120,000	\$ 2,906,964	\$ -	\$ -	\$ 53,183	\$ 20,370	\$ -	\$ 4,813,235
510	South Suburban	\$ 3,899,200	\$ 61,191	\$ -	\$ 2,718,732	\$ -	\$ -	\$ 84,874	\$ 87,680	\$ -	\$ 6,851,677
533	Southeastern	\$ 2,330,770	\$ 24,010	\$ 120,000	\$ 3,059,612	\$ -	\$ -	\$ 71,729	\$ 29,024	\$ -	\$ 5,635,145
522	Southwestern	\$ 7,329,741	\$ 70,339	\$ -	\$ 8,082,512	\$ -	\$ -	\$ 133,896	\$ 107,475	\$ -	\$ 15,723,963
534	Spoon River	\$ 1,096,227	\$ 20,998	\$ 120,000	\$ 774,584	\$ -	\$ -	\$ 46,353	\$ 15,281	\$ -	\$ 2,073,443
504	Triton	\$ 7,448,498	\$ 86,521	\$ -	\$ 50,000	\$ -	\$ -	\$ 104,616	\$ 81,996	\$ -	\$ 7,771,631
516	Waubensee	\$ 4,222,292	\$ 61,234	\$ -	\$ -	\$ -	\$ -	\$ 72,936	\$ 73,624	\$ -	\$ 4,430,086
539	Wood	\$ 1,408,571	\$ 19,568	\$ 60,000	\$ 1,585,328	\$ -	\$ -	\$ 51,590	\$ 27,452	\$ -	\$ 3,152,509
STATE TOTALS		\$195,408,000	\$2,350,000	\$840,000	\$77,383,700	\$626,600	\$0	\$3,311,300	\$2,779,000	\$15,000,000	\$297,698,600
ROUNDING		\$60,000									\$60,000
TOTAL		\$195,468,000	\$2,350,000	\$840,000	\$77,383,700	\$626,600	\$0	\$3,311,300	\$2,779,000	\$15,000,000	\$297,758,600

* In a later supplemental, \$60,000 will be transferred to Illinois Valley for a Small College Grant

SOURCE OF DATA: ICCB Financial Records

Illinois Community College Board
Table IV-8
PER CAPITA COSTS, CHARGEBACK RATES, AND STUDENT TUITION AND
FEE RATES AT ILLINOIS PUBLIC COMMUNITY COLLEGE DISTRICTS

Dist. No.	District	FY 2007 Per Capita Costs a)	FY 2008 Chargeback Rates a)	FY 2008 Student Tuition & Fee Rates b)
503	Black Hawk	\$364.85	\$180.14	\$81.00
508	Chicago	\$306.89	\$186.99	\$80.33
507	Danville	\$380.32	\$150.55	\$78.00
502	DuPage	\$359.41	\$193.43	\$103.00
509	Elgin	\$472.46	\$301.25	\$91.00
512	Harper	\$398.79	\$232.49	\$99.00
540	Heartland	\$386.31	\$232.78	\$77.00
519	Highland	\$349.94	\$172.16	\$78.00
514	Illinois Central	\$352.56	\$142.28	\$75.00
529	Illinois Eastern	\$234.34	\$84.08	\$60.00
513	Illinois Valley	\$327.67	\$174.74	\$65.75
525	Joliet	\$292.72	\$142.78	\$76.00
520	Kankakee	\$296.50	\$94.88	\$69.00
501	Kaskaskia	\$291.82	\$120.73	\$68.00
523	Kishwaukee	\$314.06	\$166.43	\$75.00
532	Lake County	\$358.58	\$194.42	\$90.00
517	Lake Land	\$266.81	\$71.74	\$72.30
536	Lewis & Clark	\$385.83	\$218.03	\$80.00
526	Lincoln Land	\$384.17	\$257.43	\$82.00
530	Logan	\$250.63	\$116.13	\$67.00
528	McHenry	\$311.18	\$191.29	\$82.00
524	Moraine Valley	\$261.60	\$150.21	\$72.00
527	Morton	\$315.85	\$111.83	\$80.00
535	Oakton	\$290.93	\$175.86	\$84.60
505	Parkland	\$361.25	\$142.88	\$82.00
515	Prairie State	NA	NA	\$87.00
521	Rend Lake	\$354.88	\$187.54	\$69.00
537	Richland	\$419.67	\$232.98	\$69.00
511	Rock Valley	\$377.75	\$214.17	\$69.00
518	Sandburg	\$438.16	\$178.99	\$94.50
506	Sauk Valley	\$388.59	\$164.33	\$82.00
531	Shawnee	\$277.24	\$109.51	\$60.00
510	South Suburban	\$363.29	\$152.51	\$103.75
533	Southeastern	\$286.08	\$114.50	\$70.00
522	Southwestern	\$292.86	\$124.60	\$68.00
534	Spoon River	\$342.93	\$190.29	\$79.00
504	Triton	\$236.35	\$91.13	\$66.00
516	Waubonsee	\$271.29	\$169.55	\$75.00
539	Wood	<u>\$302.24</u>	<u>\$145.23</u>	\$96.00
	AVERAGES	\$333.34	\$165.29	\$78.36

DNS - Data Not Submitted

SOURCE OF DATA: a) Certificate of Chargeback Reimbursement
b) as certified by the President and CFO

Illinois Community College Board
Table IV-9
2006 OPERATING TAX EXTENSIONS* FOR REAL ESTATE
AND OTHER PROPERTY TAX AND 2007 CORPORATE PERSONAL
PROPERTY REPLACEMENT TAX REVENUES

Dist. No.	District	2006 Operating Tax Extension a)	2007 Total CPPRT b)
503	Black Hawk	\$7,871,490	\$1,435,926
508	Chicago	\$107,692,916	\$14,285,633
507	Danville	\$3,925,308	\$604,214
502	DuPage	\$64,755,610	\$1,628,249
509	Elgin	\$33,612,773	\$591,305
512	Harper	\$41,745,821	\$1,005,634
540	Heartland	\$9,175,744	\$841,834
519	Highland	\$5,665,299	\$421,973
514	Illinois Central	\$14,146,731	\$3,086,449
529	Illinois Eastern	\$2,753,691	\$705,051
513	Illinois Valley	\$6,540,315	\$1,262,086
525	Joliet	\$31,208,874	\$2,064,201
520	Kankakee	\$5,036,728	\$515,527
501	Kaskaskia	\$2,921,712	\$521,113
523	Kishwaukee	\$6,755,609	\$275,377
532	Lake County	\$47,777,966	\$1,241,950
517	Lake Land	\$5,197,898	\$457,528
536	Lewis & Clark	\$8,066,039	\$1,040,690
526	Lincoln Land	\$16,237,979	\$1,153,687
530	Logan	\$5,169,558	\$659,846
528	McHenry	\$21,746,663	\$341,435
524	Moraine Valley	\$20,030,682	\$1,319,052
527	Morton	\$6,596,500	\$1,313,919
535	Oakton	\$32,223,874	\$1,076,344
505	Parkland	\$14,557,650	\$2,311,964
515	Prairie State	\$8,064,335	\$506,117
521	Rend Lake	\$1,621,271	\$450,761
537	Richland	\$6,211,251	\$453,752
511	Rock Valley	\$16,533,632	\$1,618,495
518	Sandburg	\$3,161,884	\$285,083
506	Sauk Valley	\$3,674,615	\$487,267
531	Shawnee	\$1,385,422	\$517,504
510	South Suburban	\$9,465,834	\$588,956
533	Southeastern	\$1,471,782	\$235,085
522	Southwestern	\$15,030,474	\$1,459,343
534	Spoon River	\$1,671,004	\$962,124
504	Triton	\$18,697,838	\$2,105,581
516	Waubonsee	\$28,248,856	\$969,423
539	Wood	\$2,702,877	\$527,400
	TOTALS	\$639,354,505	\$51,327,876

*2006 tax extensions are collectible in 2007
SOURCES OF DATA: a) ICCB Tax Survey
b) Department of Revenue

Illinois Community College Board
Table IV-10
2006 TAX LEVY RATES (PER \$100 OF EAV)

Dist. No.	District	Impacted by PTELL*	Education Fund	Oper. & Maint. Fund	Supp. Equity	Liability, Protect. & Settlement Fund	Audit Fund	Building Bonds	Working Cash Bonds	Protect., Health & Safety Bonds	Teacher's Orders/Other	Prot., Health., & Safety Tax Levy	PBC Oper. & Maint. Fund	PBC Rental Fund	Total
503	Black Hawk		12.00	7.00	6.63	7.06	0.22				7.96	4.92			45.79
508	Chicago	X	13.64	4.52		0.52	0.26							4.99	23.93
507	Danville		36.95	7.43		8.52	0.29	6.51			0.47	0.95			61.12
502	DuPage	X	13.31	2.26		0.50	0.02	3.42							19.51
509	Elgin	X	21.29	6.72		2.67	0.09	0.10					1.08	2.57	34.52
512	Harper	X	13.65	5.71		1.25	0.06	5.31			1.03	0.23			27.24
540	Heartland		17.50	5.00	3.13	4.50	0.27				10.25				40.65
519	Highland		28.00	7.50		6.30	0.20				4.60				46.60
514	Illinois Central		20.00	5.00		7.15	0.14			4.34	8.17		3.56		48.36
529	Illinois Eastern		17.50	7.50		4.59	0.18			12.64					42.41
513	Illinois Valley		13.00	4.00	8.63	4.96					4.95	4.70			40.24
525	Joliet	X	11.09	6.45		1.30	0.05					0.51			19.40
520	Kankakee		14.00	4.00	7.60	3.50	0.20				3.70	1.80			34.80
501	Kaskaskia		17.50	7.50	0.63	10.04	0.29		9.27			5.00			50.23
523	Kishwaukee		27.07	7.38		3.60	0.20				16.10				54.35
532	Lake County	X	12.80	5.60		0.40		0.70							19.50
517	Lake Land		15.50	2.50	7.63	5.26	0.44				7.58	5.00			43.91
536	Lewis & Clark		15.00	10.00	0.63	4.54	0.10			10.44	3.59				44.30
526	Lincoln Land		27.00	7.00		4.65	0.09		2.97			4.40			46.11
530	Logan		30.00	5.00		8.84	0.03					4.47			48.34
528	McHenry	X	23.35	2.60		1.06	0.05				0.35				27.41
524	Moraine Valley	X	14.49	4.34		1.81	0.05	5.43				0.82			26.94
527	Morton	X	25.13	8.26		3.21	0.24		2.81						39.65
535	Oakton	X	11.90	3.17		0.59	0.06								15.72
505	Parkland		26.00	10.00		4.53	0.20				0.91	5.00			46.64
515	Prairie State	X	18.44	2.85		4.57	0.28				4.16				30.30
521	Rend Lake		19.58	4.67		15.03	0.47	6.18	7.47		5.44	2.29			61.13
537	Richland		27.49	4.00		5.00	0.25	1.94							38.68
511	Rock Valley		22.95	4.00		4.06	0.17	5.06			3.87	4.23			44.34
518	Sandburg		17.00	5.00	3.63	13.09	0.50	19.00	0.53			1.46			60.21
506	Sauk Valley		24.50	3.00		3.68	0.21				9.65	4.88			45.92
531	Shawnee		19.45	9.73		10.19	0.47					4.88			44.72
510	South Suburban	X	19.20	4.81		5.98	0.22				5.62	0.83			36.66
533	Southeastern		28.00	10.00		17.30	0.50				24.70				80.50
522	Southwestern		13.20	2.80	9.63	5.35	0.03		0.65			3.97			35.63
534	Spoon River		19.60	4.90	0.62	9.84	0.33	4.07		6.50	6.71				52.57
504	Triton	X	16.02	4.62		2.60	0.08					0.36			23.68
516	Waubensee	X	24.19	7.53		0.73	0.06	1.95			0.46	1.06		4.05	40.03
539	Wood		17.37	4.97	2.85	8.34	0.37		3.87						37.77

*Property Tax Extension Limitation Law

SOURCE OF DATA: ICCB 2006 Budget Information/Tax Revenue Survey

Illinois Community College Board
Table IV-11
FISCAL YEAR 2007 NET INSTRUCTIONAL UNIT COST BY FUNDED INSTRUCTIONAL CATEGORIES
IN ILLINOIS PUBLIC COMMUNITY COLLEGES
UNRESTRICTED COSTS

Dist. No.	District	Baccalaureate	Business	Technical	Health	Remedial	ABE/ASE	General Study	Net Instructional
503	Black Hawk	\$210.68	\$236.46	\$256.26	\$250.34	\$209.98	\$147.61	\$0.00	\$214.21
508	Chicago	\$255.40	\$246.85	\$250.78	\$317.80	\$215.96	\$161.07	\$0.00	\$219.98
507	Danville	\$207.94	\$256.27	\$323.04	\$250.99	\$200.64	\$195.08	\$0.00	\$229.36
502	DuPage	\$234.45	\$264.20	\$328.91	\$338.45	\$197.79	\$174.79	\$0.00	\$245.24
509	Elgin	\$287.44	\$292.03	\$376.46	\$438.31	\$265.80	\$258.24	\$0.00	\$303.97
512	Harper	\$235.23	\$245.48	\$333.79	\$382.14	\$259.55	\$280.09	\$0.00	\$251.90
540	Heartland	\$164.66	\$196.01	\$259.17	\$217.89	\$118.70	\$105.54	\$0.00	\$163.99
519	Highland	\$244.22	\$272.59	\$268.47	\$286.10	\$186.97	\$149.54	\$0.00	\$237.78
514	Illinois Central	\$165.59	\$175.94	\$215.65	\$253.10	\$147.69	\$148.75	\$0.00	\$177.62
529	Illinois Eastern	\$113.51	\$155.05	\$118.14	\$153.16	\$133.82	\$61.89	\$0.00	\$123.59
513	Illinois Valley	\$187.31	\$210.71	\$253.16	\$260.96	\$190.40	\$185.80	\$0.00	\$205.93
525	Joliet	\$199.57	\$217.97	\$316.09	\$268.85	\$190.97	\$443.67	\$0.00	\$219.95
520	Kankakee	\$206.65	\$242.30	\$255.07	\$273.11	\$210.90	\$149.94	\$0.00	\$216.86
501	Kaskaskia	\$135.53	\$150.27	\$175.87	\$219.36	\$85.52	\$200.19	\$148.89	\$151.74
523	Kishwaukee	\$189.48	\$223.53	\$313.17	\$295.21	\$193.86	\$160.56	\$0.00	\$212.55
532	Lake County	\$244.18	\$248.01	\$300.35	\$336.30	\$227.14	\$208.46	\$0.00	\$248.67
517	Lake Land	\$128.85	\$148.98	\$171.77	\$209.78	\$142.61	\$184.29	\$0.00	\$148.18
536	Lewis & Clark	\$162.20	\$162.43	\$166.45	\$345.68	\$167.74	\$122.77	\$0.00	\$172.57
526	Lincoln Land	\$223.29	\$211.75	\$290.76	\$367.91	\$254.11	\$0.00	\$0.00	\$244.29
530	Logan	\$169.43	\$178.22	\$180.98	\$219.60	\$178.05	\$120.96	\$0.00	\$176.52
528	McHenry	\$247.80	\$261.18	\$379.92	\$293.43	\$210.98	\$173.53	\$0.00	\$251.40
524	Moraine Valley	\$148.10	\$137.28	\$220.56	\$210.55	\$154.38	\$84.85	\$0.00	\$157.71
527	Morton	\$211.86	\$204.99	\$312.25	\$332.58	\$175.37	\$0.00	\$0.00	\$222.40
535	Oakton	\$262.02	\$279.21	\$395.97	\$326.51	\$245.08	\$208.97	\$0.00	\$274.46
505	Parkland	\$208.23	\$223.63	\$252.65	\$332.42	\$195.14	\$240.93	\$0.00	\$221.88
515	Prairie State	\$220.24	\$270.79	\$318.70	\$414.67	\$203.32	\$323.25	\$0.00	\$242.98
521	Rend Lake	\$120.93	\$225.55	\$231.72	\$233.17	\$110.66	\$98.99	\$0.00	\$161.17
537	Richland	\$215.31	\$218.52	\$242.63	\$349.04	\$212.71	\$313.69	\$0.00	\$234.79
511	Rock Valley	\$190.34	\$199.08	\$293.89	\$292.13	\$192.03	\$0.00	\$0.00	\$209.30
518	Sandburg	\$185.85	\$243.50	\$302.97	\$245.20	\$184.53	\$169.72	\$0.00	\$209.75
506	Sauk Valley	\$197.22	\$200.85	\$254.67	\$275.20	\$186.12	\$0.00	\$0.00	\$210.86
531	Shawnee	\$222.73	\$234.01	\$283.55	\$248.16	\$229.79	\$219.49	\$0.00	\$231.58
510	South Suburban	\$297.28	\$279.43	\$348.75	\$360.82	\$289.57	\$272.83	\$360.44	\$303.76
533	Southeastern	\$157.97	\$144.53	\$169.98	\$177.50	\$123.92	\$0.00	\$0.00	\$161.35
522	Southwestern	\$192.61	\$204.11	\$204.73	\$264.93	\$189.45	\$0.00	\$0.00	\$200.39
534	Spoon River	\$207.56	\$292.56	\$338.99	\$247.75	\$208.27	\$496.58	\$0.00	\$227.23
504	Triton	\$175.65	\$173.13	\$237.61	\$272.40	\$192.22	\$130.80	\$0.00	\$178.55
516	Waubonsee	\$233.28	\$228.81	\$237.70	\$228.52	\$226.99	\$226.90	\$0.00	\$231.63
539	Wood	<u>\$200.52</u>	<u>\$200.12</u>	<u>\$288.77</u>	<u>\$342.00</u>	<u>\$200.12</u>	<u>\$0.00</u>	<u>\$0.00</u>	<u>\$223.30</u>
	STATE AVERAGES	\$208.52	\$218.40	\$246.78	\$284.31	\$204.57	\$166.99	\$298.02	\$214.92

SOURCE OF DATA: ICCB Unit Cost Report

Illinois Community College Board
Table IV-12
FISCAL YEAR 2007 AUDITED OPERATING REVENUES* BY SOURCE

Dist. No.	District	Local Taxes & Chgbacks	Student Tuition	Student Fees	ICCB Grants	CPPRT**	Other State	Federal	Other	Total
503	Black Hawk	\$7,758,667	\$10,204,747	\$1,122,055	\$9,012,928	\$1,459,358	\$0	\$46,822	\$1,325,248	\$30,929,825
508	Chicago	\$103,017,238	\$57,049,607	\$12,463,794	\$57,430,661	\$8,300,000	\$0	\$104,900	\$6,495,098	\$244,861,298
507	Danville	\$3,896,269	\$3,605,190	\$1,064,549	\$3,600,542	\$614,074	\$0	\$8,562	\$567,165	\$13,356,351
502	DuPage	\$63,413,501	\$47,078,797	\$2,501,923	\$3,600,542	\$1,628,249	\$0	\$3,560	\$3,129,210	\$121,355,782
509	Elgin	\$32,340,191	\$14,918,139	\$0	\$5,576,566	\$591,305	\$0	\$0	\$2,889,906	\$56,316,107
512	Harper	\$40,740,644	\$28,370,358	\$7,068,846	\$6,651,640	\$1,022,043	\$248,618	\$17,199	\$2,670,976	\$86,790,324
540	Heartland	\$8,585,060	\$6,605,265	\$340,979	\$2,160,239	\$855,571	\$0	\$8,544	\$1,489,910	\$20,045,568
519	Highland	\$5,455,176	\$3,072,093	\$309,208	\$2,577,476	\$428,857	\$0	\$207,268	\$498,735	\$12,548,813
514	Illinois Central	\$13,346,144	\$14,961,408	\$107,250	\$9,576,490	\$3,136,813	\$0	\$14,980	\$1,948,699	\$43,091,784
529	Illinois Eastern	\$2,715,062	\$9,866,186	\$590,107	\$13,516,500	\$716,556	\$0	\$0	\$543,072	\$27,947,483
513	Illinois Valley	\$6,554,591	\$4,568,664	\$763,067	\$3,118,437	\$1,282,609	\$21,391	\$4,655	\$1,724,836	\$18,038,250
525	Joliet	\$33,700,114	\$16,192,343	\$1,287,342	\$6,549,572	\$0	\$39,752	\$21,951	\$1,005,756	\$58,796,830
520	Kankakee	\$4,681,307	\$4,643,572	\$295,743	\$6,326,126	\$523,939	\$0	\$0	\$582,094	\$17,052,781
501	Kaskaskia	\$2,764,229	\$5,879,866	\$1,433,483	\$8,266,092	\$521,113	\$26,456	\$21,307	\$201,153	\$19,113,699
523	Kishwaukee	\$6,255,016	\$5,579,612	\$1,247,967	\$4,082,548	\$275,377	\$0	\$0	\$631,401	\$18,071,921
532	Lake County	\$46,340,594	\$18,068,932	\$0	\$6,471,812	\$1,262,216	\$245,946	\$0	\$765,200	\$73,154,700
517	Lake Land	\$5,057,300	\$6,676,903	\$1,881,956	\$9,570,745	\$464,994	\$359,019	\$8,039	\$1,417,107	\$25,436,063
536	Lewis & Clark	\$7,692,118	\$7,237,696	\$591,375	\$6,076,310	\$1,086,423	\$0	\$0	\$369,989	\$23,053,911
526	Lincoln Land	\$16,081,023	\$8,425,979	\$859,623	\$4,227,176	\$1,172,514	\$0	\$21,811	\$783,303	\$31,571,429
530	Logan	\$5,054,653	\$10,205,891	\$768,804	\$12,790,927	\$676,344	\$0	\$13,114	\$1,555,942	\$31,065,675
528	McHenry	\$21,086,529	\$7,845,592	\$2,355,822	\$2,511,031	\$341,435	\$0	\$0	\$1,017,512	\$35,157,921
524	Moraine Valley	\$18,838,698	\$26,561,522	\$76,823	\$8,540,106	\$1,319,052	\$0	\$0	\$2,416,588	\$57,752,789
527	Morton	\$6,619,158	\$4,523,142	\$1,013,105	\$3,073,142	\$1,481,988	\$0	\$0	\$526,627	\$17,237,162
535	Oakton	\$32,587,379	\$14,119,537	\$1,629,500	\$4,406,429	\$1,076,344	\$56,966	\$0	\$3,131,171	\$57,007,326
505	Parkland	\$14,407,113	\$18,454,015	\$1,293,631	\$7,856,056	\$2,413,566	\$0	\$106,261	\$1,673,852	\$46,204,494
515	Prairie State	NA	NA	NA	NA	NA	NA	NA	NA	NA
521	Rend Lake	\$1,627,475	\$6,425,465	\$903,246	\$6,517,637	\$450,761	\$0	\$0	\$683,521	\$16,608,105
537	Richland	\$5,629,028	\$3,388,204	\$551,499	\$2,688,160	\$453,752	\$84,026	\$0	\$434,420	\$13,229,089
511	Rock Valley	\$15,859,284	\$10,583,454	\$1,450,931	\$5,603,770	\$1,618,494	\$1,421,682	\$0	\$814,686	\$37,352,301
518	Sandburg	\$3,057,809	\$4,467,962	\$684,030	\$5,044,178	\$285,083	\$0	\$0	\$142,902	\$13,681,964
506	Sauk Valley	\$3,584,232	\$4,101,960	\$440,481	\$2,448,400	\$495,219	\$87,640	\$4,795	\$414,952	\$11,577,679
531	Shawnee	\$1,417,253	\$2,014,678	\$241,719	\$4,770,924	\$525,947	\$0	\$0	\$485,268	\$9,455,789
510	South Suburban	\$8,368,813	\$10,116,329	\$1,145,555	\$7,517,129	\$0	\$694,632	\$37,551	\$974,828	\$28,854,837
533	Southeastern	\$1,487,621	\$3,053,591	\$360,742	\$5,824,623	\$245,415	\$0	\$59,656	\$188,431	\$11,220,079
522	Southwestern	\$13,889,927	\$16,348,291	\$1,620,217	\$15,668,882	\$1,483,157	\$0	\$32,468	\$1,520,575	\$50,563,517
534	Spoon River	\$1,570,325	\$2,726,307	\$395,013	\$2,224,104	\$977,824	\$0	\$2,995	\$231,609	\$8,128,177
504	Triton	\$19,086,881	\$14,711,618	\$244,631	\$8,146,003	\$2,139,941	\$0	\$0	\$2,270,751	\$46,599,825
516	Waubensee	\$27,271,120	\$9,567,178	\$1,173,985	\$4,308,178	\$969,423	\$0	\$579,809	\$3,176,235	\$47,045,928
539	Wood	\$2,572,289	\$5,097,169	\$529,478	\$3,219,020	\$527,328	\$0	\$3,293	\$509,480	\$12,458,057
STATE TOTALS		\$614,409,831	\$447,317,262	\$50,808,479	\$281,551,101	\$42,823,084	\$3,286,128	\$1,329,540	\$51,208,208	\$1,492,733,633

*Revenues received in the Education and Operations & Maintenance Funds

**Corporate Personal Property Replacement Tax Revenue

SOURCE OF DATA: College Audits

Illinois Community College Board
Table IV-13
FISCAL YEAR 2007 AUDITED OPERATING EXPENDITURES* BY FUNCTION

Dist. No.	District	Instruction	Acad Support	Student Services	Public Service	Organ Research	Auxiliary Services	Oper & Maintenance	Instit. Support	Scholar.,Grants & Waivers	Total
503	Black Hawk	\$12,430,949	\$2,845,270	\$2,044,183	\$880,120	\$0	\$0	\$3,493,937	\$7,499,026	\$2,456,217	\$31,649,702
508	Chicago	\$93,458,054	\$19,374,363	\$19,153,051	\$1,258,065	\$0	\$1,132,232	\$33,924,348	\$53,856,636	\$4,883,806	\$227,040,555
507	Danville	\$5,423,367	\$780,952	\$1,292,962	\$359,984	\$0	\$0	\$2,124,526	\$2,456,944	\$0	\$12,438,735
502	DuPage	\$66,624,371	\$9,814,050	\$11,279,351	\$951,302	\$0	\$0	\$14,323,038	\$22,181,215	\$6,700,663	\$131,873,990
509	Elgin	\$20,496,143	\$4,801,465	\$4,046,746	\$371,877	\$0	\$0	\$6,263,198	\$14,974,525	\$632,586	\$51,586,540
512	Harper	\$28,114,148	\$6,892,273	\$7,750,121	\$0	\$0	\$0	\$10,969,567	\$21,621,833	\$2,831,949	\$78,179,891
540	Heartland	\$8,389,924	\$989,966	\$1,626,884	\$1,222,960	\$0	\$0	\$1,909,532	\$4,076,388	\$720,045	\$18,935,699
519	Highland	\$5,788,104	\$949,929	\$1,052,137	\$571,582	\$0	\$0	\$1,821,005	\$5,643,365	\$72,645	\$15,898,767
514	Illinois Central	\$21,442,777	\$2,065,698	\$2,419,450	\$221,370	\$0	\$0	\$6,410,910	\$9,360,151	\$0	\$41,920,356
529	Illinois Eastern	\$11,289,264	\$506,162	\$1,302,475	\$58,096	\$0	\$0	\$2,669,171	\$5,070,595	\$5,549,130	\$26,444,893
513	Illinois Valley	\$8,515,040	\$1,068,222	\$1,240,880	\$784,783	\$0	\$0	\$2,224,044	\$2,664,891	\$343,780	\$16,841,640
525	Joliet	\$27,189,507	\$2,495,730	\$3,978,146	\$28,971	\$0	\$0	\$8,006,750	\$11,296,116	\$0	\$52,995,220
520	Kankakee	\$7,559,811	\$1,705,397	\$1,549,085	\$602,543	\$0	\$0	\$2,190,609	\$4,289,067	\$0	\$17,896,512
501	Kaskaskia	\$8,045,538	\$1,712,051	\$1,146,428	\$97,687	\$0	\$0	\$1,582,282	\$3,147,156	\$2,128,718	\$17,859,860
523	Kishwaukee	\$6,667,958	\$1,492,841	\$1,163,449	\$243,319	\$0	\$0	\$3,011,449	\$3,783,207	\$247,934	\$16,610,157
532	Lake County	\$29,434,449	\$4,371,213	\$5,578,999	\$1,392,139	\$0	\$0	\$7,379,992	\$20,455,814	\$111,301	\$68,723,907
517	Lake Land	\$13,003,532	\$1,297,551	\$1,866,567	\$939,141	\$0	\$0	\$3,101,944	\$5,151,708	\$361,043	\$25,721,486
536	Lewis & Clark	\$9,221,362	\$2,153,838	\$1,842,781	\$182,676	\$0	\$0	\$4,508,619	\$4,345,653	\$150,900	\$22,405,829
526	Lincoln Land	\$14,145,486	\$3,583,487	\$1,888,303	\$0	\$0	\$323,527	\$4,252,439	\$6,565,740	\$58,417	\$30,817,399
530	Logan	\$11,612,832	\$2,261,813	\$2,472,986	\$865,819	\$0	\$0	\$3,713,583	\$4,409,211	\$3,229,112	\$28,565,356
528	McHenry	\$13,158,598	\$1,455,008	\$2,515,828	\$1,062,372	\$0	\$0	\$2,725,744	\$8,133,308	\$0	\$29,050,858
524	Moraine Valley	\$21,742,448	\$4,547,119	\$5,928,043	\$390,437	\$0	\$0	\$7,144,573	\$13,835,672	\$433,324	\$54,021,616
527	Morton	\$6,252,168	\$1,736,464	\$1,861,457	\$200,687	\$0	\$447,217	\$2,330,510	\$2,837,471	\$378,570	\$16,044,544
535	Oakton	\$29,018,993	\$3,516,864	\$5,115,526	\$842,717	\$0	\$0	\$5,276,483	\$6,103,155	\$0	\$49,873,738
505	Parkland	\$21,414,085	\$4,026,426	\$3,569,396	\$728,430	\$0	\$0	\$4,893,300	\$7,853,566	\$0	\$42,485,203
515	Prairie State	NA	NA	NA	NA	NA	NA	NA	NA	NA	NA
521	Rend Lake	\$6,655,433	\$763,927	\$944,408	\$226,652	\$0	\$0	\$2,293,333	\$2,276,465	\$3,231,289	\$16,391,507
537	Richland	\$6,746,291	\$549,074	\$1,156,996	\$154,558	\$0	\$0	\$1,290,394	\$3,107,281	\$0	\$13,004,594
511	Rock Valley	\$16,629,322	\$3,718,803	\$2,727,709	\$942,670	\$0	\$280,217	\$5,133,429	\$7,080,931	\$246,412	\$36,759,493
518	Sandburg	\$6,700,065	\$348,968	\$1,229,615	\$166,661	\$0	\$0	\$1,212,398	\$3,725,156	\$0	\$13,382,863
506	Sauk Valley	\$4,464,675	\$1,263,021	\$953,345	\$376,170	\$0	\$0	\$1,505,783	\$2,126,096	\$807,612	\$11,496,702
531	Shawnee	\$4,835,529	\$326,082	\$1,035,781	\$221,622	\$0	\$0	\$1,115,932	\$1,834,788	\$6,891	\$9,376,625
510	South Suburban	\$14,271,636	\$1,000,561	\$3,324,954	\$1,068,739	\$0	\$0	\$3,550,494	\$4,258,422	\$530,013	\$28,004,819
533	Southeastern	\$4,237,994	\$366,317	\$648,402	\$7,239	\$0	\$64,564	\$1,226,755	\$2,095,884	\$1,086,790	\$9,733,945
522	Southwestern	\$22,588,692	\$2,028,247	\$5,274,946	\$1,057,498	\$0	\$0	\$5,089,897	\$11,805,828	\$680,649	\$48,525,757
534	Spoon River	\$3,366,604	\$648,691	\$690,347	\$202,558	\$0	\$0	\$1,058,350	\$2,554,841	\$342,907	\$8,864,298
504	Triton	\$17,542,106	\$3,342,857	\$3,707,851	\$1,567,671	\$0	\$203,864	\$7,207,539	\$8,711,792	\$165,111	\$42,448,791
516	Waubensee	\$14,353,542	\$3,068,694	\$3,697,047	\$2,814,501	\$0	\$0	\$1,971,597	\$10,509,031	\$0	\$36,414,412
539	Wood	\$5,706,114	\$726,543	\$1,106,297	\$364,399	\$0	\$0	\$1,276,213	\$3,028,460	\$563,998	\$12,772,024
TOTALS		\$628,536,911	\$104,595,937	\$120,182,932	\$23,428,015	\$0	\$2,451,621	\$180,183,667	\$314,727,388	\$38,951,812	\$1,413,058,283

*Expenditures made from the Education and Operations & Maintenance Funds
SOURCE OF DATA: College Audits

Illinois Community College Board
Table IV-14
FISCAL YEAR 2007 AUDITED OPERATING EXPENDITURES* BY OBJECT

Dist. No.	District/College	Salaries	Employee Benefits	Contract. Services	General Materials	Travel	Fixed Charges	Utilities	Capital Outlay	Other	Total
503	Black Hawk	\$19,471,719	\$5,325,688	\$1,446,552	\$1,464,152	\$219,437	\$212,038	\$1,045,615	\$98,211	\$2,366,290	\$31,649,702
508	Chicago	\$141,346,363	\$23,442,881	\$22,285,274	\$16,171,506	\$1,517,719	\$1,135,661	\$10,524,947	\$2,007,841	\$8,608,363	\$227,040,555
507	Danville	\$7,818,867	\$1,070,728	\$813,153	\$1,221,742	\$259,610	\$76,177	\$1,080,764	\$69,313	\$28,381	\$12,438,735
502	DuPage	\$86,102,558	\$12,788,359	\$6,181,620	\$6,694,505	\$849,543	\$2,002,712	\$3,995,979	\$5,510,879	\$7,747,835	\$131,873,990
509	Elgin	\$30,397,527	\$9,711,296	\$2,202,607	\$3,727,409	\$492,431	\$186,672	\$1,887,499	\$2,062,133	\$918,966	\$51,586,540
512	Harper	\$51,348,818	\$7,699,948	\$5,029,998	\$4,618,641	\$731,447	\$669,792	\$3,603,699	\$1,312,766	\$3,164,782	\$78,179,891
540	Heartland	\$12,246,326	\$1,501,299	\$1,302,748	\$1,263,269	\$297,209	\$411,924	\$843,194	\$131,147	\$938,583	\$18,935,699
519	Highland	\$7,877,653	\$1,664,370	\$692,109	\$824,621	\$135,913	\$73,987	\$643,371	\$1,353,439	\$2,633,304	\$15,898,767
514	Illinois Central	\$28,288,899	\$5,388,882	\$850,973	\$3,147,331	\$497,584	\$602,514	\$1,928,094	\$789,800	\$426,279	\$41,920,356
529	Illinois Eastern	\$14,943,230	\$1,504,502	\$586,878	\$1,635,966	\$215,080	\$320,954	\$1,128,296	\$235,011	\$5,874,976	\$26,444,893
513	Illinois Valley	\$10,719,307	\$1,757,044	\$728,351	\$1,681,363	\$236,938	\$98,452	\$833,662	\$378,024	\$408,499	\$16,841,640
525	Joliet	\$34,397,623	\$6,794,667	\$1,496,265	\$3,270,157	\$592,643	\$908,613	\$1,787,065	\$1,239,214	\$2,508,973	\$52,995,220
520	Kankakee	\$10,731,972	\$1,542,698	\$1,211,880	\$1,159,607	\$309,585	\$187,761	\$844,685	\$1,212,573	\$695,751	\$17,896,512
501	Kaskaskia	\$10,001,049	\$2,263,647	\$582,683	\$1,178,517	\$309,430	\$129,510	\$704,975	\$414,438	\$2,275,611	\$17,859,860
523	Kishwaukee	\$10,417,254	\$1,486,348	\$1,081,980	\$1,043,737	\$128,801	\$924	\$1,058,148	\$507,663	\$885,302	\$16,610,157
532	Lake County	\$43,231,102	\$8,918,915	\$4,187,546	\$3,765,038	\$490,231	\$1,437,250	\$3,201,731	\$1,267,035	\$2,225,059	\$68,723,907
517	Lake Land	\$15,403,829	\$3,478,094	\$1,536,064	\$2,888,845	\$489,686	\$471,846	\$868,770	\$141,154	\$443,198	\$25,721,486
536	Lewis & Clark	\$15,193,616	\$1,125,795	\$2,365,346	\$1,550,125	\$178,534	\$64,264	\$1,406,758	\$37,652	\$483,739	\$22,405,829
526	Lincoln Land	\$21,264,929	\$2,185,197	\$964,077	\$1,923,074	\$503,057	\$808,168	\$1,501,110	\$647,500	\$1,020,287	\$30,817,399
530	Logan	\$17,983,075	\$2,339,015	\$920,534	\$1,988,954	\$409,442	\$264,662	\$1,032,180	\$227,076	\$3,400,418	\$28,565,356
528	McHenry	\$19,784,414	\$3,307,941	\$1,415,805	\$1,733,200	\$466,650	\$940,250	\$815,587	\$188,663	\$398,348	\$29,050,858
524	Moraine Valley	\$34,262,044	\$4,684,888	\$4,982,583	\$5,290,601	\$582,480	\$265,917	\$1,627,110	\$1,826,551	\$499,442	\$54,021,616
527	Morton	\$9,994,232	\$1,751,548	\$1,481,194	\$1,188,142	\$227,878	\$51,999	\$665,465	\$359,056	\$325,030	\$16,044,544
535	Oakton	\$36,282,291	\$5,026,965	\$3,517,036	\$3,101,975	\$250,834	(\$47,956)	\$1,429,283	\$111,081	\$202,229	\$49,873,738
505	Parkland	\$28,734,665	\$4,782,368	\$962,242	\$2,426,659	\$409,850	\$568,307	\$1,719,138	\$857,104	\$2,024,870	\$42,485,203
515	Prairie State	NA	NA	NA	NA	NA	NA	NA	NA	NA	NA
521	Rend Lake	\$8,631,425	\$1,328,966	\$703,267	\$1,010,432	\$272,444	\$490,933	\$587,678	\$199,550	\$3,166,812	\$16,391,507
537	Richland	\$8,877,640	\$1,345,339	\$687,144	\$999,930	\$190,525	\$155,880	\$394,605	\$32,302	\$321,229	\$13,004,594
511	Rock Valley	\$21,065,940	\$6,688,899	\$2,577,769	\$2,939,388	\$273,711	\$286,405	\$1,192,020	\$1,069,059	\$666,302	\$36,759,493
518	Sandburg	\$8,029,507	\$1,335,432	\$1,357,148	\$878,086	\$182,450	\$159,802	\$739,193	\$120,685	\$580,560	\$13,382,863
506	Sauk Valley	\$6,653,602	\$1,688,097	\$710,971	\$874,639	\$106,238	\$68,308	\$569,128	\$21,631	\$804,088	\$11,496,702
531	Shawnee	\$6,294,158	\$484,868	\$862,279	\$858,124	\$159,870	\$75,525	\$460,718	\$132,732	\$48,351	\$9,376,625
510	South Suburban	\$19,220,554	\$3,198,906	\$1,158,414	\$1,966,258	\$72,435	\$95,607	\$1,194,117	\$556,126	\$542,402	\$28,004,819
533	Southeastern	\$5,928,839	\$466,136	\$680,964	\$755,864	\$133,334	\$60,265	\$333,488	\$154,201	\$1,220,854	\$9,733,945
522	Southwestern	\$32,717,062	\$2,473,944	\$3,599,992	\$2,814,928	\$456,536	\$890,563	\$1,626,621	\$1,760,928	\$2,185,183	\$48,525,757
534	Spoon River	\$5,415,784	\$900,985	\$567,481	\$732,902	\$129,624	\$52,518	\$412,038	\$22,775	\$630,191	\$8,864,298
504	Triton	\$27,923,995	\$6,243,322	\$1,927,762	\$3,264,211	\$252,767	\$416,502	\$1,532,101	\$597,653	\$290,478	\$42,448,791
516	Waubonsee	\$22,175,162	\$3,245,597	\$2,628,145	\$5,836,049	\$445,384	\$59,668	\$154,538	\$1,097,721	\$772,148	\$36,414,412
539	Wood	\$7,827,580	\$1,277,318	\$780,412	\$882,613	\$211,592	\$65,289	\$497,295	\$562,443	\$667,482	\$12,772,024
	STATE TOTALS	\$899,004,610	\$152,220,892	\$87,067,246	\$98,772,560	\$13,688,922	\$14,719,663	\$55,870,665	\$29,313,130	\$62,400,595	\$1,413,058,283

*Expenditures made from the Education and Operations & Maintenance Funds
SOURCE OF DATA: College Audits

Illinois Community College Board

Table IV-15

FISCAL YEAR 2007 TOTAL CURRENT FUNDS* REVENUE BY SOURCE

Dist. No.	District	Local Tax Revenue	Other Local Revenue	ICCB Grants	Other State Revenue	Federal Revenue	Tuition and Fees	Other Misc. Revenue	Total
503	Black Hawk	\$9,927,084	\$5,062,939	\$9,934,930	\$4,332,631	\$6,922,766	\$11,927,173	\$5,740,267	\$53,847,790
508	Chicago	\$107,099,097	\$3,717,414	\$66,289,261	\$27,676,432	\$57,549,889	\$69,513,401	\$13,581,280	\$345,426,774
507	Danville	\$4,665,704	\$3,333	\$3,930,708	\$988,009	\$4,559,071	\$4,052,954	\$2,123,786	\$20,323,565
502	DuPage	\$64,944,131	\$579,339	\$15,962,597	\$6,478,119	\$9,166,655	\$56,765,746	\$25,108,963	\$179,005,550
509	Elgin	\$35,552,257	\$1,434,738	\$6,335,284	\$869,268	\$7,672,373	\$16,262,480	\$9,215,563	\$77,341,963
512	Harper	\$46,349,373	\$159,309	\$7,412,146	\$4,459,841	\$5,881,552	\$38,857,807	\$12,530,917	\$115,650,945
540	Heartland	\$10,341,153	\$0	\$2,379,601	\$2,146,541	\$3,482,085	\$7,401,356	\$3,379,913	\$29,130,649
519	Highland	\$6,498,597	\$0	\$2,876,558	\$542,671	\$5,189,107	\$3,633,777	\$2,140,035	\$20,880,745
514	Illinois Central	\$13,392,395	\$11,729	\$10,511,815	\$8,339,973	\$14,306,150	\$15,068,658	\$13,034,828	\$74,665,548
529	Illinois Eastern	\$3,274,898	\$0	\$14,273,395	\$1,415,222	\$6,702,027	\$10,743,091	\$3,741,485	\$40,150,118
513	Illinois Valley	\$7,650,528	\$280,331	\$3,656,834	\$1,755,246	\$4,163,427	\$5,331,731	\$5,298,971	\$28,137,068
525	Joliet	\$33,880,939	\$2,233,926	\$7,762,387	\$2,140,062	\$9,933,179	\$21,752,351	\$8,697,649	\$86,400,493
520	Kankakee	\$5,377,691	\$617,634	\$6,143,399	\$721,634	\$5,437,054	\$5,371,053	\$4,201,111	\$27,869,576
501	Kaskaskia	\$3,923,002	\$0	\$8,831,198	\$1,414,278	\$5,100,541	\$7,313,349	\$3,023,026	\$29,605,394
523	Kishwaukee	\$7,105,329	\$1,178	\$4,457,819	\$789,833	\$3,109,551	\$7,260,102	\$4,464,763	\$27,188,575
532	Lake County	\$47,074,467	\$557,137	\$7,602,857	\$2,673,476	\$4,243,973	\$18,171,123	\$15,904,919	\$96,227,952
517	Lake Land	\$6,803,776	\$487,400	\$11,169,396	\$5,510,310	\$8,928,336	\$9,647,868	\$2,646,291	\$45,193,377
536	Lewis & Clark	\$9,054,200	\$17,970	\$6,613,194	\$2,071,883	\$6,270,213	\$9,460,023	\$65,536,812	\$99,024,295
526	Lincoln Land	\$18,323,532	\$14,582	\$4,975,589	\$1,383,555	\$5,011,240	\$9,292,137	\$7,847,592	\$46,848,227
530	Logan	\$6,554,743	\$9,899	\$13,266,388	\$2,366,797	\$7,074,792	\$10,974,695	\$2,650,664	\$42,897,978
528	McHenry	\$21,990,271	\$6,227	\$2,873,449	\$999,095	\$474,355	\$11,398,412	\$4,217,796	\$41,959,605
524	Moraine Valley	\$20,838,306	\$36,229	\$9,664,522	\$3,963,732	\$8,372,240	\$26,638,345	\$11,303,427	\$80,816,801
527	Morton	\$7,381,067	\$20,337	\$4,296,684	\$3,694,700	\$4,406,367	\$5,536,247	\$2,619,683	\$27,955,085
535	Oakton	\$33,246,259	\$179,750	\$6,956,235	\$2,747,668	\$3,927,529	\$18,322,695	\$12,769,307	\$78,149,443
505	Parkland	\$16,658,769	\$304,064	\$9,175,611	\$4,902,006	\$12,627,565	\$20,433,186	\$7,364,110	\$71,465,311
515	Prairie State	NA	NA	NA	NA	NA	NA	NA	NA
521	Rend Lake	\$2,618,165	\$13,564	\$7,235,566	\$2,644,135	\$5,694,303	\$7,542,462	\$5,107,159	\$30,855,354
537	Richland	\$6,649,798	\$0	\$3,380,591	\$2,418,980	\$2,163,784	\$3,939,703	\$3,653,327	\$22,206,183
511	Rock Valley	\$18,505,725	\$32,443	\$6,100,658	\$5,356,055	\$7,727,842	\$12,316,391	\$3,544,822	\$53,583,936
518	Sandburg	\$4,742,678	\$215,252	\$5,348,990	\$1,741,772	\$4,852,696	\$5,363,948	\$1,306,404	\$23,571,740
506	Sauk Valley	\$4,128,317	\$0	\$2,730,192	\$1,611,241	\$3,702,309	\$4,702,914	\$2,900,160	\$19,775,133
531	Shawnee	\$2,014,858	\$0	\$5,004,000	\$602,744	\$3,733,158	\$2,256,397	\$1,697,422	\$15,308,579
510	South Suburban	\$10,989,866	\$120,590	\$8,588,089	\$1,546,854	\$10,531,875	\$11,704,648	\$4,784,626	\$48,266,548
533	Southeastern	\$2,141,006	\$25,512	\$6,134,784	\$1,397,071	\$2,847,070	\$3,414,333	\$2,031,289	\$17,991,065
522	Southwestern	\$16,553,752	\$2,144,035	\$17,447,265	\$2,130,727	\$13,123,537	\$17,968,508	\$2,669,374	\$72,037,198
534	Spoon River	\$2,207,696	\$0	\$2,520,311	\$1,141,737	\$2,115,514	\$3,314,661	\$2,961,939	\$14,261,858
504	Triton	\$21,333,923	\$328,930	\$9,175,293	\$4,352,206	\$7,057,462	\$16,147,276	\$3,192,825	\$61,587,915
516	Waubensee	\$27,979,224	\$6,251	\$5,217,364	\$1,104,171	\$3,355,022	\$10,741,163	\$10,130,010	\$58,533,205
539	Wood	\$3,664,115	\$18,000	\$3,456,635	\$657,445	\$3,567,548	\$5,826,349	\$3,762,534	\$20,952,626
STATE TOTALS		\$671,436,691	\$18,640,042	\$329,691,595	\$121,088,120	\$280,984,157	\$526,368,513	\$296,885,049	\$2,245,094,167

*Revenues received in the Education, Operation and Maintenance (including PBC), Restricted Purposes, Auxiliary Services, Liability/Protection/Settlement and Audit Funds

SOURCE OF DATA: College Audits

Illinois Community College Board

Table IV-16

FISCAL YEAR 2007 TOTAL CURRENT FUND* EXPENDITURES BY FUNCTION

Dist. No.	District	Instruction	Academic Support	Student Services	Public Service	Organized Research	Auxiliary Services	Operation & Maintenance	Institutional Support	Scholar., Grants & Waivers	Total
503	Black Hawk	\$13,044,708	\$3,942,838	\$3,181,465	\$2,779,866	\$0	\$3,481,200	\$4,182,587	\$9,043,054	\$9,906,378	\$49,562,096
508	Chicago	\$100,424,997	\$30,414,029	\$28,025,947	\$10,899,155	\$656,675	\$1,294,048	\$34,154,155	\$57,665,838	\$61,784,038	\$325,318,882
507	Danville	\$6,303,861	\$780,952	\$1,814,498	\$1,956,080	\$0	\$1,437,135	\$2,130,041	\$3,144,551	\$2,523,614	\$20,090,732
502	DuPage	\$69,478,724	\$9,828,326	\$11,462,551	\$6,821,209	\$0	\$7,873,245	\$14,334,339	\$39,303,253	\$18,658,643	\$177,760,290
509	Elgin	\$21,356,780	\$4,815,465	\$6,743,707	\$827,422	\$0	\$7,419,394	\$8,134,494	\$16,861,536	\$6,089,926	\$72,248,724
512	Harper	\$29,523,501	\$7,047,222	\$8,960,314	\$4,541,237	\$0	\$7,214,082	\$11,363,633	\$28,178,724	\$10,609,642	\$107,438,355
540	Heartland	\$9,511,871	\$1,376,391	\$1,905,453	\$1,492,936	\$0	\$705,933	\$7,143,770	\$10,131,943	\$4,491,993	\$36,760,290
519	Highland	\$6,514,211	\$952,929	\$1,664,969	\$3,266,786	\$0	\$1,385,148	\$2,156,139	\$6,255,480	\$1,607,572	\$23,803,234
514	Illinois Central	\$23,849,074	\$2,187,592	\$3,695,816	\$2,063,078	\$0	\$7,965,860	\$7,284,713	\$11,011,939	\$14,881,042	\$72,939,114
529	Illinois Eastern	\$12,234,100	\$515,813	\$3,879,369	\$671,929	\$0	\$3,616,014	\$2,699,171	\$6,137,239	\$9,645,743	\$39,399,378
513	Illinois Valley	\$9,585,208	\$1,204,048	\$1,736,377	\$2,167,360	\$0	\$3,048,140	\$2,557,954	\$4,053,241	\$2,401,017	\$26,753,345
525	Joliet	\$33,655,268	\$2,629,965	\$12,344,760	\$2,221,501	\$0	\$7,976,195	\$8,267,779	\$13,135,505	\$0	\$80,230,973
520	Kankakee	\$7,797,323	\$1,845,044	\$1,843,378	\$3,848,460	\$0	\$3,027,617	\$2,217,609	\$4,772,992	\$2,344,377	\$27,696,800
501	Kaskaskia	\$14,064,555	\$1,712,051	\$1,146,428	\$405,323	\$0	\$2,996,085	\$1,836,621	\$3,946,192	\$2,128,718	\$28,235,973
523	Kishwaukee	\$7,462,758	\$1,570,228	\$1,568,028	\$753,455	\$0	\$3,119,070	\$3,448,284	\$4,249,778	\$2,581,123	\$24,752,724
532	Lake County	\$29,434,449	\$4,371,213	\$5,578,999	\$5,463,754	\$0	\$9,612,162	\$7,379,992	\$21,519,903	\$8,223,252	\$91,583,724
517	Lake Land	\$17,295,533	\$1,389,829	\$2,169,170	\$3,474,026	\$0	\$1,825,567	\$3,706,332	\$7,560,189	\$7,656,425	\$45,077,071
536	Lewis & Clark	\$9,850,415	\$3,229,763	\$2,528,981	\$4,564,836	\$0	\$224,348	\$4,820,224	\$45,584,537	\$4,461,167	\$75,264,271
526	Lincoln Land	\$14,891,717	\$4,155,148	\$5,952,801	\$715,080	\$0	\$6,711,176	\$4,260,563	\$9,282,970	\$58,417	\$46,027,872
530	Logan	\$12,408,159	\$2,741,837	\$3,104,267	\$2,870,001	\$0	\$1,344,947	\$4,200,813	\$5,865,553	\$8,497,128	\$41,032,705
528	McHenry	\$14,477,560	\$1,573,218	\$3,115,699	\$2,838,048	\$0	\$3,502,925	\$3,101,777	\$9,302,648	\$0	\$37,911,875
524	Moraine Valley	\$24,248,064	\$4,734,388	\$6,759,433	\$831,213	\$0	\$7,892,738	\$7,144,574	\$15,919,523	\$8,881,902	\$76,411,835
527	Morton	\$8,028,474	\$1,790,577	\$3,168,430	\$362,963	\$0	\$1,978,199	\$2,872,436	\$3,292,676	\$5,293,146	\$26,786,901
535	Oakton	\$29,145,768	\$3,899,118	\$9,843,657	\$2,441,318	\$0	\$12,930,067	\$5,284,122	\$7,066,858	\$0	\$70,610,908
505	Parkland	\$22,092,552	\$7,344,679	\$4,328,600	\$2,176,926	\$0	\$5,109,415	\$6,141,614	\$8,870,070	\$11,915,690	\$67,979,546
515	Prairie State	NA	NA	NA	NA	NA	NA	NA	NA	NA	NA
521	Rend Lake	\$7,641,715	\$1,648,728	\$2,068,673	\$1,996,692	\$49,507	\$3,701,962	\$2,623,384	\$3,261,630	\$7,597,414	\$30,589,705
537	Richland	\$8,207,029	\$614,965	\$2,108,472	\$628,762	\$0	\$1,357,801	\$1,290,394	\$4,648,719	\$3,151,747	\$22,007,889
511	Rock Valley	\$17,176,057	\$3,726,468	\$2,810,344	\$7,040,255	\$0	\$602,761	\$6,541,241	\$8,299,184	\$6,962,814	\$53,159,124
518	Sandburg	\$7,730,105	\$354,968	\$2,722,144	\$828,335	\$0	\$0	\$1,212,888	\$5,829,626	\$4,835,540	\$23,513,606
506	Sauk Valley	\$5,180,368	\$1,451,120	\$1,369,816	\$727,932	\$0	\$2,088,102	\$1,718,666	\$2,576,908	\$4,732,157	\$19,845,069
531	Shawnee	\$5,319,410	\$326,082	\$1,657,304	\$495,205	\$0	\$1,555,775	\$1,115,932	\$2,376,419	\$2,681,671	\$15,527,798
510	South Suburban	\$14,424,740	\$1,001,042	\$14,694,429	\$2,457,638	\$0	\$3,390,399	\$4,268,067	\$5,584,172	\$530,013	\$46,350,500
533	Southeastern	\$6,442,612	\$367,967	\$1,150,327	\$512,598	\$0	\$1,531,448	\$1,341,949	\$2,766,430	\$3,183,215	\$17,296,546
522	Southwestern	\$24,543,890	\$2,035,858	\$6,560,213	\$5,244,561	\$0	\$1,337,169	\$6,126,239	\$13,108,038	\$11,481,205	\$70,437,173
534	Spoon River	\$3,843,691	\$648,691	\$1,129,075	\$601,393	\$0	\$1,511,084	\$1,058,350	\$4,565,095	\$1,783,256	\$15,140,635
504	Triton	\$19,888,750	\$3,762,145	\$4,054,223	\$2,315,622	\$0	\$1,558,206	\$7,236,678	\$11,296,743	\$7,104,629	\$57,216,996
516	Waubensee	\$15,912,996	\$3,068,694	\$4,066,193	\$3,395,943	\$0	\$3,510,312	\$5,424,774	\$10,509,031	\$1,578,052	\$47,465,995
539	Wood	\$6,042,489	\$727,530	\$2,008,355	\$670,401	\$0	\$3,191,248	\$1,480,521	\$3,777,115	\$2,955,977	\$20,853,636
STATE TOTALS		\$689,033,482	\$125,786,921	\$182,922,665	\$97,369,299	\$706,182	\$139,026,977	\$202,262,819	\$430,755,302	\$263,218,643	\$2,131,082,290

*Expenditures made from the Education, Operation and Maintenance (including PBC), Restricted Purposes,

Auxiliary Services, Liability/Protection/Settlement, and Audit Funds

SOURCE OF DATA: College Audits

Illinois Community College Board
Table IV-17
FISCAL YEAR 2007 ENERGY COSTS

<u>Dist.</u> <u>No.</u>	<u>District</u>	<u>Total</u> <u>Utility Costs*</u>	<u>Total Utility</u> <u>Costs Per</u> <u>GSF **</u>
503	Black Hawk	\$816,349	\$1.53
508	Chicago	\$6,962,986	\$1.62
507	Danville	\$1,011,917	\$1.95
502	DuPage	\$3,209,462	\$2.22
509	Elgin	\$2,067,940	\$2.26
512	Harper	\$3,305,077	\$2.57
540	Heartland	\$583,722	\$2.12
519	Highland	\$585,600	\$1.82
514	Illinois Central	\$1,881,378	\$1.63
529	Illinois Eastern	\$1,000,840	\$1.55
513	Illinois Valley	\$755,062	\$2.03
525	Joliet	\$1,443,211	\$2.07
520	Kankakee	\$709,616	\$2.06
501	Kaskaskia	\$528,059	\$1.76
523	Kishwaukee	\$1,005,700	\$2.08
532	Lake County	\$2,759,591	\$2.89
517	Lake Land	\$512,535	\$1.37
536	Lewis & Clark	\$1,296,555	\$1.88
526	Lincoln Land	\$1,202,253	\$2.17
530	Logan	\$869,214	\$1.65
528	McHenry	\$794,004	\$1.99
524	Moraine Valley	\$1,373,039	\$1.90
527	Morton	\$544,579	\$2.31
535	Oakton	\$1,182,261	\$1.93
505	Parkland	\$1,510,841	\$2.44
515	Prairie State	\$798,401	\$1.69
521	Rend Lake	\$517,580	\$1.56
537	Richland	\$321,749	\$1.23
511	Rock Valley	\$966,260	\$1.31
518	Sandburg	\$403,685	\$1.30
506	Sauk Valley	\$446,127	\$1.10
531	Shawnee	\$358,951	\$2.38
510	South Suburban	\$877,311	\$1.53
533	Southeastern	\$379,593	\$1.50
522	Southwestern	\$1,185,220	\$1.71
534	Spoon River	\$341,995	\$1.21
504	Triton	\$1,395,073	\$1.62
516	Waubonsee	\$1,433,276	\$2.36
539	Wood	\$468,300	\$1.82
	Total	\$47,805,312	\$1.88

* Excludes telephone charges

**GSF - Gross Square Feet

SOURCE OF DATA: 2007 Tax Revenue and Budget Information Survey

Section V

FACILITIES DATA

This section on facilities presents two types of data; the first part gives data on physical facilities available on community college campuses and the second briefly describes how the facilities were financed.

Table V-1 summarizes the total acreage on each college campus by nine categories of land use.

Table V-2 summarizes the total net assignable square feet (NASF) and gross square feet (GSF) available on each community college campus as of June 30, 2007.

Table V-3 lists the square footage of all on-campus facilities under construction or approved for construction as of July 1, 2007.

Table V-4 presents the total NASF by room use classification. Tables V-5 through V-7 show the NASF by function of space on each campus for completed facilities. The NASF is shown for state-funded facilities, locally funded facilities, and temporary facilities.

Table V-8 shows the NASF by function of space in state-funded facilities under construction. Table V-9 shows this breakdown for locally funded permanent facilities approved or under construction.

Table V-10 presents a computed figure for space (room use category) per student (fall FTE).

Table V-11 depicts the number of protection, health, and safety projects approved and the budgeted amounts for these projects.

Table V-12 lists the project and funding for all capital projects completed since January 1990.

Tables V-13 through V-17 list projects currently under construction or approved as of May 2007. Table V-13 includes regular capital projects; Table V-14 identifies projects funded with protection, health, and safety monies; and Tables V-15 through V-17 present capital renewal grants for fiscal years 2006, 2007, and 2008, respectively.

Illinois Community College Board

Table V-1

SUMMARY OF ACRES BY USE FOR ILLINOIS PUBLIC COMMUNITY COLLEGES AS OF JULY 1, 2007

Dist. No.	District/College	Landscaped Grounds	P.E. &	Buildings/ Structures	Experiment Plots	Other Instruc. Areas	Parking Lots	Roadways	Pond Retention & Drainage	Other	Total	Total Unassigned	Total Acres	Total Funded By State
			Athletic Fields								Assigned Area			
503	Black Hawk	72.45	13.86	9.99	11.00	3.00	19.60	7.70	5.28	0.00	142.88	121.82	264.70	160.35
508	Chicago	79.52	6.17	38.62	0.00	0.67	58.05	4.42	0.00	5.33	192.78	0.75	193.53	63.03
507	Danville	28.84	0.00	8.33	16.96	0.00	12.43	5.00	0.00	0.00	71.56	0.00	71.56	41.75
502	DuPage	79.88	24.43	26.81	42.00	0.75	82.33	7.88	10.94	0.00	275.02	11.27	286.29	0.00
509	Elgin	66.20	7.20	18.80	0.00	1.50	34.90	6.40	9.50	0.00	144.50	13.00	157.50	119.00
512	Harper	34.90	21.00	41.40	0.00	7.00	38.90	18.00	10.00	17.00	188.20	0.00	188.20	90.60
540	Heartland	24.60	0.00	4.90	0.00	0.00	9.15	3.90	14.00	51.00	107.55	53.00	160.55	0.00
519	Highland	22.70	30.00	7.25	0.00	0.00	20.00	10.00	10.05	0.00	100.00	0.00	100.00	47.95
514	Illinois Central	155.64	7.56	15.00	13.42	63.59	35.36	20.62	4.06	164.76	480.01	0.00	480.01	32.35
529	Illinois Eastern	<u>147.94</u>	<u>24.00</u>	<u>22.66</u>	<u>0.50</u>	<u>2.00</u>	<u>18.99</u>	<u>4.40</u>	<u>13.00</u>	<u>84.00</u>	<u>317.49</u>	<u>31.00</u>	<u>348.49</u>	<u>0.00</u>
52904	Frontier	33.73	0.00	1.76	0.00	0.00	2.79	0.30	0.00	21.00	59.58	0.00	59.58	0.00
52901	Lincoln Trail	40.50	5.00	3.50	0.00	2.00	7.00	2.00	10.00	63.00	133.00	0.00	133.00	0.00
52902	Olney Central	68.91	17.00	8.00	0.50	0.00	5.20	1.10	1.00	0.00	101.71	14.20	115.91	0.00
52903	Wabash	4.80	2.00	9.40	0.00	0.00	4.00	1.00	2.00	0.00	23.20	16.80	40.00	0.00
513	Illinois Valley	36.00	26.00	7.00	19.00	1.10	16.90	2.00	3.00	0.00	111.00	304.40	415.40	56.00
525	Joliet	101.03	18.25	18.10	0.00	143.88	30.72	9.89	23.50	0.00	345.37	117.68	463.05	80.00
520	Kankakee	42.30	29.51	11.20	18.00	0.00	13.41	6.56	1.30	54.21	176.49	1.00	177.49	128.70
501	Kaskaskia	163.05	16.50	18.50	4.00	4.00	13.50	3.75	7.00	11.50	241.80	0.00	241.80	0.00
523	Kishwaukee	35.90	7.00	30.90	22.30	0.00	14.20	2.00	6.00	0.00	118.30	1.70	120.00	63.50
532	Lake County	79.36	8.28	8.97	1.50	12.00	31.08	4.26	18.11	0.00	163.56	86.49	250.05	51.52
517	Lake Land	81.50	3.52	8.56	21.00	165.69	13.95	7.65	5.80	0.00	307.67	0.00	307.67	20.76
536	Lewis & Clark	77.00	9.00	16.00	0.00	0.00	10.00	4.00	2.00	0.00	118.00	112.00	230.00	230.00
526	Lincoln Land	59.50	35.00	9.00	31.50	0.00	23.20	4.90	3.30	0.00	166.40	55.50	221.90	118.40
530	Logan	10.50	19.80	9.50	0.00	0.00	19.25	4.50	3.10	0.00	66.65	102.65	169.30	57.50
528	McHenry	9.00	12.00	8.00	1.00	16.00	23.00	4.00	5.50	0.00	78.50	30.50	109.00	31.00
524	Moraine Valley	41.00	15.00	10.00	40.00	0.00	20.00	8.00	5.00	0.00	139.00	155.00	294.00	0.00
527	Morton	0.05	0.00	2.67	0.00	0.00	7.28	2.10	4.36	1.67	18.13	12.55	30.68	15.56
535	Oakton	24.50	30.00	8.00	1.70	62.00	31.80	7.00	27.00	0.00	192.00	0.00	192.00	147.00
505	Parkland	90.00	65.00	8.75	25.00	0.00	28.25	7.00	6.00	0.00	230.00	0.00	230.00	179.00
515	Prairie State	42.00	7.00	8.00	0.00	0.00	18.00	4.00	3.00	0.00	82.00	39.00	121.00	26.00
521	Rend Lake	80.00	6.00	20.00	239.00	0.00	7.00	3.00	5.00	0.00	360.00	0.00	360.00	0.00
537	Richland	DNS	DNS	DNS	DNS	DNS	DNS	DNS	DNS	DNS	DNS	DNS	DNS	DNS
511	Rock Valley	115.56	78.00	7.35	0.17	0.00	13.25	8.07	3.50	0.00	225.90	8.80	234.70	78.00
518	Sandburg	36.45	10.00	6.63	3.75	0.00	9.02	5.00	0.75	25.35	96.95	7.27	104.22	0.00
506	Sauk Valley	95.46	12.62	7.85	11.70	0.00	12.52	4.21	0.13	0.00	144.49	0.00	144.49	81.50
531	Shawnee	DNS	DNS	DNS	DNS	DNS	DNS	DNS	DNS	DNS	DNS	DNS	DNS	DNS
510	South Suburban	29.12	11.91	14.92	0.00	0.00	23.31	4.13	5.80	0.00	89.19	0.00	89.19	35.10
533	Southeastern	DNS	DNS	DNS	DNS	DNS	DNS	DNS	DNS	DNS	DNS	DNS	DNS	DNS
522	Southwestern	38.29	10.60	10.10	5.00	1.09	19.24	16.12	3.64	128.99	233.07	165.77	398.84	151.00
534	Spoon River	25.00	0.00	6.00	15.00	2.00	9.00	3.00	10.00	0.00	70.00	99.00	169.00	28.00
504	Triton	28.38	12.57	10.51	0.00	0.00	37.36	9.20	1.00	3.75	102.77	0.00	102.77	55.00
516	Waubensee	64.64	21.70	8.14	0.00	0.00	15.56	7.25	35.47	70.88	223.64	0.00	223.64	0.00
539	Wood	<u>19.00</u>	<u>5.00</u>	<u>5.50</u>	<u>0.00</u>	<u>0.00</u>	<u>10.50</u>	<u>6.00</u>	<u>1.50</u>	<u>0.25</u>	<u>47.75</u>	<u>117.67</u>	<u>165.42</u>	<u>35.00</u>
TOTALS		2,285.20	628.48	496.57	544.00	488.27	820.00	240.31	280.59	702.69	6,486.12	1,678.82	8,164.94	2,223.57

DNS = Data Not Submitted

SOURCE OF DATA: Square Footage Table C1.3 (FY 2008)

Illinois Community College Board
Table V-2
SUMMARY OF TOTAL SQUARE FOOTAGE AVAILABLE ON ILLINOIS PUBLIC COMMUNITY
COLLEGE CAMPUSES AS OF JUNE 30, 2007

Dist. No.	District/College	State-Appropriated Permanent		Locally Funded Permanent		Total Permanent		Temporary		Totals	
		NASF	GSF	NASF	GSF	NASF	GSF	NASF	GSF	NASF	GSF
503	Black Hawk	353,419	465,698	49,266	66,673	402,685	532,371	0	0	402,685	532,371
508	Chicago										
50806	Daley	0	0	364,783	572,686	364,783	572,686	69,088	89,962	433,871	662,648
50801	Kennedy	439,763	673,846	418,178	645,472	857,941	1,319,318	0	0	857,941	1,319,318
50803	Malcolm	338,208	541,575	28,766	37,168	366,974	578,743	0	0	366,974	578,743
50805	Olive-Harvey	0	0	266,103	413,160	266,103	413,160	94,759	111,880	360,862	525,040
50804	Truman	298,651	437,500	78,084	116,200	376,735	553,700	0	0	376,735	553,700
50802	Washington	0	0	231,132	345,300	231,132	345,300	0	0	231,132	345,300
50807	Wright	0	0	381,203	587,940	381,203	587,940	0	0	381,203	587,940
50810	Central Office	154,563	226,546	0	0	154,563	226,546	0	0	154,563	226,546
507	Danville	152,765	234,919	46,210	86,175	198,975	321,094	65,872	112,759	264,847	433,853
502	DuPage	488,629	816,070	258,633	391,024	747,262	1,207,094	149,229	206,406	896,491	1,413,500
509	Elgin	186,506	337,549	399,140	575,776	585,646	913,325	0	0	585,646	913,325
512	Harper	429,839	718,618	350,836	585,520	780,675	1,304,138	3,255	3,648	783,930	1,307,786
540	Heartland	137,983	222,658	12,341	18,567	150,324	241,225	0	0	150,324	241,225
519	Highland	139,031	205,216	81,907	98,862	220,938	304,078	7,617	18,433	228,555	322,511
514	Illinois Central	435,626	628,474	208,976	273,723	644,602	902,197	0	0	644,602	902,197
529	Illinois Eastern										
52904	Frontier	11,413	13,300	49,428	53,855	60,841	67,155	0	0	60,841	67,155
52901	Lincoln Trail	73,421	90,350	26,209	34,090	99,630	124,440	25,222	28,456	124,852	152,896
52902	Olney	99,689	140,590	0	0	99,689	140,590	31,431	36,336	131,120	176,926
52903	Wabash Valley	104,113	131,085	26,975	36,790	131,088	167,875	0	0	131,088	167,875
52900	Central Office	0	0	4,976	6,698	4,976	6,698	0	0	4,976	6,698
513	Illinois Valley	176,855	308,069	44,055	64,522	220,910	372,591	0	0	220,910	372,591
525	Joliet	345,877	558,830	99,965	143,112	445,842	701,942	24,925	62,006	470,767	763,948
520	Kankakee	194,927	253,776	9,974	14,918	204,901	268,694	34,677	35,930	239,578	304,624
501	Kaskaskia	213,076	317,132	12,983	17,157	226,059	334,289	0	0	226,059	334,289
523	Kishwaukee	138,877	208,644	203,280	261,268	342,157	469,912	12,169	15,050	354,326	484,962
532	Lake County	322,353	532,615	343,731	386,650	666,084	919,265	30,458	34,692	696,542	953,957
517	Lake Land	202,523	312,325	45,704	54,166	248,227	366,491	4,980	5,237	253,207	371,728
536	Lewis & Clark	335,441	553,635	91,221	115,452	426,662	669,087	8,270	9,200	434,932	678,287
526	Lincoln Land	271,655	399,273	58,864	88,289	330,519	487,562	18,529	24,372	349,048	511,934
530	Logan	316,731	470,036	36,418	52,092	353,149	522,128	0	0	353,149	522,128
528	McHenry	157,562	220,583	111,606	175,815	269,168	396,398	0	0	269,168	396,398
524	Moraine Valley	388,022	545,242	93,702	151,661	481,724	696,903	14,748	20,000	496,472	716,903
527	Morton	144,074	235,718	0	0	144,074	235,718	0	0	144,074	235,718
535	Oakton	417,385	596,525	7,960	15,700	425,345	612,225	0	0	425,345	612,225
505	Parkland	354,492	560,775	8,987	9,180	363,479	569,955	41,587	48,224	405,066	618,179
515	Prairie State	206,648	335,507	52,594	67,281	259,242	402,788	16,315	23,040	275,557	425,828
521	Rend Lake	223,422	316,067	46,309	51,813	269,731	367,880	0	0	269,731	367,880
537	Richland	144,869	212,462	26,656	44,607	171,525	257,069	0	0	171,525	257,069
511	Rock Valley	282,232	462,830	173,928	240,398	456,160	703,228	831	1,385	456,991	704,613
518	Sandburg	125,817	170,114	99,400	140,626	225,217	310,740	0	0	225,217	310,740
506	Sauk Valley	181,458	355,624	0	0	181,458	355,624	41,031	51,040	222,489	406,664
531	Shawnee	83,366	117,632	21,104	31,955	104,470	149,587	3,703	16,805	108,173	166,392
510	South Suburban	312,972	567,118	36,075	40,989	349,047	608,107	0	0	349,047	608,107
533	Southeastern	134,712	207,774	23,134	28,865	157,846	236,639	1,965	1,965	159,811	238,604
522	Southwestern	294,665	436,560	173,672	246,407	468,337	682,967	13,077	16,045	481,414	699,012
534	Spoon River	143,033	240,814	2,775	3,305	145,808	244,119	0	0	145,808	244,119
504	Triton	536,360	764,969	61,704	94,859	598,064	859,828	0	0	598,064	859,828
516	Waubensee	176,976	287,836	177,534	304,692	354,510	592,528	14,281	16,000	368,791	608,528
539	Wood	143,441	217,978	29,847	38,786	173,288	256,764	0	0	173,288	256,764
TOTALS		10,813,440	16,650,457	5,376,328	7,830,244	16,189,768	24,480,701	728,019	988,871	16,917,787	25,469,572

NASF = Net Assignable Square Feet

GSF = Gross Square Feet

SOURCE OF DATA: NASF is taken from the R3 records.

GSF is taken from the B3 records

Illinois Community College Board
Table V-3
SQUARE FOOTAGE OF ON-CAMPUS FACILITIES UNDER CONSTRUCTION
OR APPROVED FOR CONSTRUCTION AS OF JULY 1, 2007

Dist. No.	District/College	State Approp.		Local Funded		Total	
		NASF	GSF	NASF	GSF	NASF	GSF
503	Black Hawk	0	0	7,535	11,886	7,535	11,886
508	Chicago	307,176	307,176	0	0	307,176	307,176
507	Danville	0	0	0	0	0	0
502	DuPage	0	0	283,555	386,934	283,555	386,934
509	Elgin	0	0	0	0	0	0
512	Harper	0	0	0	0	0	0
540	Heartland	66,192	101,507	125,745	193,500	191,937	295,007
519	Highland	0	0	0	0	0	0
514	Illinois Central	0	0	0	0	0	0
529	Illinois Eastern	0	0	0	0	0	0
513	Illinois Valley	0	0	0	0	0	0
525	Joliet	0	0	25,896	28,872	25,896	28,872
520	Kankakee	0	0	0	0	0	0
501	Kaskaskia	0	0	13,427	21,358	13,427	21,358
523	Kishwaukee	0	0	0	0	0	0
532	Lake County	0	0	33,630	47,500	33,630	47,500
517	Lake Land	63,899	91,636	29,501	40,585	93,400	132,221
536	Lewis & Clark	0	0	56,208	73,989	56,208	73,989
526	Lincoln Land	0	0	0	0	0	0
530	Logan	0	0	0	0	0	0
528	McHenry	0	0	0	0	0	0
524	Moraine Valley	19,400	--	18,620	--	38,020	--
527	Morton	0	0	0	0	0	0
535	Oakton	0	0	0	0	0	0
505	Parkland	0	0	0	0	0	0
515	Prairie State	0	0	0	0	0	0
521	Rend Lake	0	0	0	0	0	0
537	Richland	DNS	DNS	DNS	DNS	DNS	DNS
511	Rock Valley	78,374	128,946	0	0	78,374	128,946
518	Sandburg	0	0	0	0	0	0
506	Sauk Valley	0	0	0	0	0	0
531	Shawnee	DNS	DNS	DNS	DNS	DNS	DNS
510	South Suburban	0	0	0	0	0	0
533	Southeastern	9,261	--	6,174	--	15,435	--
522	Southwestern	48,181	54,151	0	0	48,181	54,151
534	Spoon River	0	0	0	0	0	0
504	Triton	0	0	0	0	0	0
516	Waubonsee	0	0	97,143	126,320	97,143	126,320
539	Wood	0	0	0	0	0	0
TOTALS		592,483	683,416	697,434	930,944	1,289,917	1,614,360

NASF= Net Assignable Square Feet
GSF= Gross Square Feet
SOURCE OF DATA: Square Footage Table C1.1 (FY 2008)
DNS = Data Not Submitted

Illinois Community College Board
Table V-4
TOTAL NET ASSIGNABLE SQUARE FOOTAGE BY ROOM USE CLASSIFICATION

Dist. No.	District/College	Classrooms	Laboratory	Office	Study	Athletic/ PE	Special Use	Theater/ Aud.	General Use	Support	Health Care	Unclass.	NASF	GSF
503	Black Hawk	74,977	130,723	61,034	24,491	28,686	16,762	1,905	34,233	29,874	0	0	402,685	532,371
508	Chicago													
50806	Daley	84,843	116,303	81,915	25,080	25,240	10,960	6,027	36,495	25,617	0	21,391	433,871	662,648
50801	Kennedy	141,555	246,734	142,728	46,263	102,432	36,321	18,999	77,690	33,490	186	11,543	857,941	1,319,318
50803	Malcolm	68,478	72,251	90,334	28,995	22,345	16,727	22,583	23,063	18,154	1,630	2,414	366,974	578,743
50805	Olive-Harvey	91,650	68,945	65,397	19,875	36,520	2,325	8,785	23,336	44,029	0	0	360,862	525,040
50804	Truman	91,297	75,305	76,758	29,175	29,458	5,369	13,768	37,188	14,993	0	3,424	376,735	553,700
50802	Washington	97,279	36,733	54,458	14,746	0	3,770	0	13,374	10,772	0	0	231,132	345,300
50807	Wright	67,746	109,323	67,033	28,532	30,163	6,661	12,472	25,285	10,340	0	23,648	381,203	587,940
50810	Central Office	10,504	3,310	82,998	703	0	2,460	0	22,373	22,505	0	9,710	154,563	226,546
507	Danville	44,303	62,134	50,799	13,807	28,414	2,674	4,401	13,149	33,444	0	11,722	264,847	433,853
502	DuPage	139,196	205,899	161,019	79,814	78,906	35,776	27,951	110,159	56,343	1,261	167	896,491	1,413,500
509	Elgin	71,801	155,438	110,946	21,518	46,415	4,337	47,960	58,562	68,669	0	0	585,646	913,325
512	Harper	161,078	228,397	149,247	34,659	58,814	13,996	32,890	54,874	43,872	1,471	4,632	783,930	1,307,786
540	Heartland	26,805	32,370	40,436	18,104	0	7,707	72	13,429	11,401	0	0	150,324	241,225
519	Highland	20,314	52,266	38,498	9,848	52,548	9,089	7,329	27,333	11,330	0	0	228,555	322,511
514	Illinois Central	81,845	208,223	105,605	41,902	21,976	18,285	18,868	93,210	52,072	1,261	1,228	644,475	902,197
529	Illinois Eastern													
52904	Frontier	8,732	16,633	6,258	7,840	0	0	0	630	20,748	0	0	60,841	67,155
52901	Lincoln Trail	17,059	29,286	14,083	5,765	20,960	0	8,710	13,841	15,148	0	0	124,852	152,896
52902	Olney	16,985	43,848	19,121	12,540	12,383	513	6,236	15,526	3,968	0	0	131,120	176,926
52903	Wabash Valley	20,383	35,124	11,497	6,871	21,834	1,155	9,277	17,428	7,519	0	0	131,088	167,875
52900	Central Office	0	0	4,360	0	0	0	0	96	520	0	0	4,976	6,698
513	Illinois Valley	35,505	69,192	42,096	17,293	22,604	0	10,240	13,358	10,622	0	0	220,910	372,591
525	Joliet	65,426	161,268	92,814	24,490	29,328	13,560	1,974	54,485	42,023	2,334	13,065	500,767	763,948
520	Kankakee	55,649	45,513	43,298	11,334	19,320	7,678	2,240	29,273	16,694	3,333	5,246	239,578	304,624
501	Kaskaskia	36,761	72,570	34,949	10,839	19,685	4,430	7,679	27,335	11,811	0	0	226,059	334,289
523	Kishwaukee	49,300	121,889	48,544	20,544	14,361	13,739	11,584	47,007	26,728	630	0	354,326	484,962
532	Lake County	206,279	169,566	90,285	41,106	29,488	29,108	24,228	47,981	57,778	723	0	696,542	953,957
517	Lake Land	69,906	64,274	54,738	14,319	18,284	3,357	3,135	5,511	19,528	155	0	253,207	371,728
536	Lewis & Clark	60,340	106,762	81,538	12,457	33,463	6,556	27,200	25,824	38,177	4,628	37,987	434,932	678,287
526	Lincoln Land	54,326	73,684	77,804	33,745	24,475	7,767	6,535	50,880	19,832	0	0	349,048	511,934
530	Logan	60,212	105,970	65,767	14,987	44,498	303	10,230	32,388	18,794	0	0	353,149	522,128
528	McHenry	40,048	65,053	59,661	33,905	14,794	8,301	4,554	25,924	16,928	0	0	269,168	396,398
524	Moraine Valley	86,545	138,623	105,903	33,354	29,764	7,513	22,855	52,762	19,153	0	0	496,472	716,903
527	Morton	18,963	45,461	25,867	8,603	11,942	3,264	2,448	16,280	11,246	0	0	144,074	235,718
535	Oakton	71,807	107,110	82,318	26,152	17,003	5,112	9,342	57,505	48,340	656	0	425,345	612,225
505	Parkland	71,434	113,763	81,888	39,419	22,584	24,772	9,501	23,940	17,765	0	0	405,066	618,179
515	Prairie State	63,395	72,002	58,251	8,067	8,943	10,540	2,346	33,373	17,681	959	0	275,557	425,828
521	Rend Lake	35,859	90,839	38,787	8,538	44,501	3,050	4,934	20,605	20,490	1,340	788	269,731	367,880
537	Richland	35,184	41,671	29,294	14,823	4,411	8,190	4,686	18,400	14,866	0	0	171,525	257,069
511	Rock Valley	49,433	112,268	79,985	13,535	44,781	6,288	28,457	26,556	39,871	244	54,767	456,185	704,613
518	Sandburg	46,157	82,037	35,948	18,149	2,794	1,835	3,519	21,595	4,230	2,812	6,141	225,217	310,740
506	Sauk Valley	28,139	61,791	28,188	13,720	17,310	3,080	0	19,926	9,304	0	41,031	222,489	406,664
531	Shawnee	31,039	12,816	18,370	8,674	14,217	453	6,108	12,400	4,096	0	0	108,173	166,392
510	South Suburban	78,976	71,109	68,160	31,964	27,396	2,007	12,571	33,009	15,122	0	8,733	349,047	608,107
533	Southeastern	20,672	42,807	23,009	13,094	20,680	1,122	10,611	21,183	6,633	0	0	159,811	238,604
522	Southwestern	88,950	135,302	87,201	26,775	35,344	14,516	13,747	54,267	24,428	816	0	481,346	699,012
534	Spoon River	23,459	51,724	25,269	13,623	0	858	3,214	16,152	11,509	0	0	145,808	244,119
504	Triton	105,983	217,877	120,842	42,697	8,640	19,109	11,378	50,048	20,101	1,389	0	598,064	859,828
516	Waubensee	117,141	72,852	75,880	25,282	23,067	4,899	23,665	15,436	9,374	0	1,195	368,791	608,528
539	Wood	<u>28,077</u>	<u>24,791</u>	<u>38,899</u>	<u>11,366</u>	<u>23,513</u>	<u>14,148</u>	<u>8,499</u>	<u>12,389</u>	<u>11,606</u>	<u>0</u>	<u>0</u>	<u>173,288</u>	<u>256,764</u>
TOTALS		3,071,795	4,479,829	3,150,077	1,063,382	1,244,284	420,442	535,713	1,577,066	1,119,538	25,828	258,832	16,946,786	25,469,572

SOURCE OF DATA: R3 records

Illinois Community College Board

Table V-5

NET ASSIGNABLE SQUARE FOOTAGE IN COMPLETED PERMANENT STATE FUNDED FACILITIES
BY HIGHER EDUCATION FACILITY INVENTORY ROOM USE CLASSIFICATION AS OF JUNE 30, 2007

Dist. No.	District/College	Classrooms	Laboratory	Office	Study	Athletic/ PE	Special Use	Theater/ Aud.	General Use	Support	Health Care	Unclass.	NASF
503	Black Hawk	58,053	121,678	52,340	23,923	28,686	9,406	1,905	30,049	27,379	0	0	353,419
508	Chicago												
50806	Daley	0	0	0	0	0	0	0	0	0	0	0	0
50801	Kennedy	70,194	145,241	71,277	13,961	70,073	10,159	5,777	28,182	16,016	0	8,883	439,763
50803	Malcolm	59,473	59,054	86,694	28,995	22,345	16,566	22,583	21,600	18,054	430	2,414	338,208
50805	Olive-Harvey	0	0	0	0	0	0	0	0	0	0	0	0
50804	Truman	74,043	51,460	71,678	29,175	0	4,525	5,700	35,310	13,485	0	3,275	288,651
50802	Washington	0	0	0	0	0	0	0	0	0	0	0	0
50807	Wright	0	0	0	0	0	0	0	0	0	0	0	0
50810	Central Office	10,504	3,310	82,998	703	0	2,460	0	22,373	22,505	0	9,710	154,563
507	Danville	24,250	54,540	17,013	1,370	28,414	604	0	9,868	16,706	0	0	152,765
502	DuPage	72,123	120,131	111,680	78,923	0	6,018	964	76,087	21,277	1,261	165	488,629
509	Elgin	33,358	32,852	65,365	18,415	0	2,712	0	24,343	9,461	0	0	186,506
512	Harper	74,763	106,446	103,013	34,659	0	4,869	32,890	39,925	32,133	1,141	0	429,839
540	Heartland	17,109	32,370	38,692	18,104	0	7,057	72	13,429	11,150	0	0	137,983
519	Highland	17,336	51,096	29,215	9,848	0	1,887	7,329	20,967	1,353	0	0	139,031
514	Illinois Central	55,726	102,701	87,751	34,975	21,976	9,561	18,868	83,076	18,426	1,261	1,228	435,549
529	Illinois Eastern												
52904	Frontier	2,049	517	1,007	7,840	0	0	0	0	0	0	0	11,413
52901	Lincoln Trail	12,636	12,910	10,800	5,765	13,241	0	8,710	8,409	950	0	0	73,421
52902	Olney	13,290	19,754	17,833	12,540	12,383	513	6,236	15,526	1,614	0	0	99,689
52903	Wabash Valley	12,803	29,628	6,023	6,871	21,834	892	9,277	9,693	7,092	0	0	104,113
52900	Central Office	0	0	0	0	0	0	0	0	0	0	0	0
513	Illinois Valley	26,702	49,434	37,596	17,293	22,604	0	2,247	13,171	7,808	0	0	176,855
525	Joliet	49,454	114,974	78,179	21,836	20,723	5,304	1,354	35,360	6,329	0	12,364	345,877
520	Kankakee	42,048	43,823	37,490	11,334	19,320	4,353	2,240	29,157	5,162	0	0	194,927
501	Kaskaskia	35,710	72,570	34,949	10,839	19,432	881	7,366	19,518	11,811	0	0	213,076
523	Kishwaukee	22,266	33,521	18,759	13,076	10,678	8,927	5,616	12,812	13,222	0	0	138,877
532	Lake County	60,384	108,956	60,920	38,349	0	15,709	0	20,711	16,705	619	0	322,353
517	Lake Land	67,104	52,219	36,676	14,319	18,284	3,357	3,135	3,938	3,336	155	0	202,523
536	Lewis & Clark	48,779	75,665	73,969	12,319	33,463	4,523	24,784	22,509	29,270	4,628	5,532	335,441
526	Lincoln Land	35,633	59,426	65,913	32,248	24,475	4,680	0	34,732	14,548	0	0	271,655
530	Logan	55,020	92,714	58,873	14,987	44,498	303	10,230	30,491	9,615	0	0	316,731
528	McHenry	27,265	42,665	38,125	30,753	576	3,696	0	3,201	11,281	0	0	157,562
524	Moraine Valley	81,701	119,116	77,058	33,194	29,764	5,052	3,804	31,577	6,756	0	0	388,022
527	Morton	18,963	45,461	25,867	8,603	11,942	3,264	2,448	16,280	11,246	0	0	144,074
535	Oakton	71,807	107,110	82,318	26,152	17,003	5,112	9,342	56,285	41,600	656	0	417,385
505	Parkland	68,020	92,452	78,948	39,419	22,584	9,865	9,501	23,642	10,061	0	0	354,492
515	Prairie State	56,351	49,516	45,039	7,516	0	5,574	0	30,637	11,056	959	0	206,648
521	Rend Lake	34,216	88,373	36,437	8,538	24,349	473	4,934	19,670	4,304	1,340	788	223,422
537	Richland	34,049	38,967	27,508	14,823	1,728	2,894	0	13,149	11,751	0	0	144,869
511	Rock Valley	29,473	63,075	47,611	4,357	44,493	1,990	9,889	22,830	3,747	0	54,767	282,232
518	Sandburg	24,332	37,728	25,044	15,032	2,794	915	3,519	13,810	2,643	0	0	125,817
506	Sauk Valley	28,139	61,791	28,188	13,720	17,310	3,080	0	19,926	9,304	0	0	181,458
531	Shawnee	12,701	9,792	16,151	8,674	14,217	453	6,108	11,269	4,001	0	0	83,366
510	South Suburban	78,976	71,109	66,508	31,964	0	2,007	12,571	33,009	8,095	0	8,733	312,972
533	Southeastern	12,847	31,463	20,819	13,094	19,440	1,122	10,611	21,183	4,133	0	0	134,712
522	Southwestern	39,615	64,391	71,800	18,134	23,095	14,516	11,871	36,392	13,967	816	0	294,597
534	Spoon River	21,199	51,724	24,984	13,623	0	858	3,214	15,922	11,509	0	0	143,033
504	Triton	96,596	197,360	112,090	41,846	7,580	13,393	11,378	36,225	18,503	1,389	0	536,360
516	Waubensee	43,357	39,282	28,816	24,210	23,067	4,899	9,730	2,424	538	0	653	176,976
539	Wood	27,560	24,791	38,033	11,366	299	8,972	8,499	12,389	11,532	0	0	143,441
TOTALS		1,857,977	2,883,156	2,248,047	877,685	692,670	213,401	294,702	1,081,056	531,434	14,655	108,512	10,803,295

SOURCE OF DATA: R3 records

Illinois Community College Board

Table V-6

NET ASSIGNABLE SQUARE FOOTAGE IN COMPLETED PERMANENT LOCALLY FUNDED FACILITIES
BY HIGHER EDUCATION FACILITY INVENTORY ROOM USE CLASSIFICATION AS OF JUNE 30, 2007

Dist. No.	District/College	Classrooms	Laboratory	Office	Study	Athletic/ PE	Special Use	Theater/ Aud.	General Use	Support	Health Care	Unclass.	NASF
503	Black Hawk	16,924	9,045	8,694	568	0	7,356	0	4,184	2,495	0	0	49,266
508	Chicago												
50806	Daley	56,865	101,343	68,773	23,005	25,240	10,960	5,863	35,605	20,077	0	17,052	364,783
50801	Kennedy	71,361	101,493	71,451	32,302	32,359	26,162	13,222	49,508	17,474	186	2,660	418,178
50803	Malcolm	9,005	13,197	3,640	0	0	161	0	1,463	100	1,200	0	28,766
50805	Olive-Harvey	53,585	55,535	57,818	19,875	36,520	2,325	8,785	23,090	8,570	0	0	266,103
50804	Truman	17,254	13,845	5,080	0	29,458	844	8,068	1,878	1,508	0	149	78,084
50802	Washington	97,279	36,733	54,458	14,746	0	3,770	0	13,374	10,772	0	0	231,132
50807	Wright	67,746	109,323	67,033	28,532	30,163	6,661	12,472	25,285	10,340	0	23,648	381,203
50810	Central Office	0	0	0	0	0	0	0	0	0	0	0	0
507	Danville	8,901	5,000	9,006	12,437	0	2,070	4,401	2,651	412	0	1,332	46,210
502	DuPage	27,388	63,293	14,012	251	78,906	21,770	26,987	15,335	10,689	0	2	258,633
509	Elgin	38,443	122,586	45,581	3,103	46,415	1,625	47,960	34,219	59,208	0	0	399,140
512	Harper	83,060	121,951	46,234	0	58,814	9,127	0	14,949	11,739	330	4,632	350,836
540	Heartland	9,696	0	1,744	0	0	650	0	0	251	0	0	12,341
519	Highland	2,978	1,170	9,283	0	52,548	1,402	0	6,366	8,160	0	0	81,907
514	Illinois Central	26,119	105,522	17,854	6,927	0	8,724	0	10,134	33,646	0	0	208,926
529	Illinois Eastern												
52904	Frontier	6,683	16,116	5,251	0	0	0	0	630	20,748	0	0	49,428
52901	Lincoln Trail	1,798	9,423	1,857	0	7,719	0	0	315	5,097	0	0	26,209
52902	Olney	0	0	0	0	0	0	0	0	0	0	0	0
52903	Wabash Valley	7,580	5,496	5,474	0	0	263	0	7,735	427	0	0	26,975
52900	Central Office	0	0	4,360	0	0	0	0	96	520	0	0	4,976
513	Illinois Valley	8,803	19,758	4,500	0	0	0	7,993	187	2,814	0	0	44,055
525	Joliet	15,972	42,283	6,343	2,654	1,702	247	620	19,125	7,984	2,334	701	99,965
520	Kankakee	5,452	800	171	0	0	3,325	0	116	110	0	0	9,974
501	Kaskaskia	1,051	0	0	0	253	3,549	313	7,817	0	0	0	12,983
523	Kishwaukee	27,034	88,368	28,026	7,468	3,683	4,812	5,968	30,036	7,255	630	0	203,280
532	Lake County	138,221	54,710	25,580	2,757	29,488	8,900	24,228	27,270	32,473	104	0	343,731
517	Lake Land	2,802	12,055	17,328	0	0	0	0	13,519	0	0	0	45,704
536	Lewis & Clark	11,561	30,161	7,055	138	0	2,033	2,416	563	4,839	0	32,455	91,221
526	Lincoln Land	13,539	8,988	9,339	1,187	0	0	6,535	15,496	3,780	0	0	58,864
530	Logan	5,192	13,256	6,894	0	0	0	0	1,897	9,179	0	0	36,418
528	McHenry	12,783	22,388	21,536	3,152	14,218	4,605	4,554	22,723	5,647	0	0	111,606
524	Moraine Valley	4,844	19,507	22,348	160	0	2,461	19,051	20,920	4,411	0	0	93,702
527	Morton	0	0	0	0	0	0	0	0	0	0	0	0
535	Oakton	0	0	0	0	0	0	0	1,220	6,740	0	0	7,960
505	Parkland	0	0	0	0	0	8,987	0	0	0	0	0	8,987
515	Prairie State	2,339	21,414	7,530	309	8,943	722	2,346	2,366	6,625	0	0	52,594
521	Rend Lake	1,643	2,466	2,350	0	20,152	2,577	0	935	16,186	0	0	46,309
537	Richland	1,135	2,704	1,786	0	2,683	5,296	4,686	5,251	3,115	0	0	26,656
511	Rock Valley	19,960	49,193	32,374	9,178	288	4,298	18,568	3,726	35,293	244	0	173,122
518	Sandburg	21,825	44,309	10,904	3,117	0	920	0	7,785	1,587	2,812	6,141	99,400
506	Sauk Valley	0	0	0	0	0	0	0	0	0	0	0	0
531	Shawnee	14,764	3,024	2,090	0	0	0	0	1,131	95	0	0	21,104
510	South Suburban	0	0	1,652	0	27,396	0	0	0	7,027	0	0	36,075
533	Southeastern	7,825	11,344	2,190	0	1,240	0	0	0	535	0	0	23,134
522	Southwestern	49,335	70,911	15,268	8,641	0	0	1,876	17,875	9,766	0	0	173,672
534	Spoon River	2,260	0	285	0	0	0	0	230	0	0	0	2,775
504	Triton	9,387	20,517	8,752	851	1,060	5,716	0	13,823	1,598	0	0	61,704
516	Waubonsee	73,424	25,829	47,064	1,072	0	0	13,935	13,012	2,656	0	542	177,534
539	Wood	<u>517</u>	<u>0</u>	<u>866</u>	<u>0</u>	<u>23,214</u>	<u>5,176</u>	<u>0</u>	<u>0</u>	<u>74</u>	<u>0</u>	<u>0</u>	<u>29,847</u>
TOTAL		1,054,333	1,455,056	779,834	182,430	532,462	167,494	240,847	460,321	405,541	7,840	89,314	5,375,472

SOURCE OF DATA: R3 records

Illinois Community College Board

Table V-7

NET ASSIGNABLE SQUARE FOOTAGE IN TEMPORARY FACILITIES
BY HIGHER EDUCATION FACILITY INVENTORY ROOM USE CLASSIFICATION AS OF JUNE 30, 2007

Dist. No.	District/College	Classrooms	Laboratory	Office	Study	Athletic/ PE	Special Use	Theater/ Aud.	General Use	Support	Health Care	Unclass.	NASF
503	Black Hawk	0	0	0	0	0	0	0	0	0	0	0	0
508	Chicago												
50806	Daley	27,978	14,960	13,142	2,075	0	0	164	890	5,540	0	4,339	69,088
50801	Kennedy	0	0	0	0	0	0	0	0	0	0	0	0
50803	Malcolm	0	0	0	0	0	0	0	0	0	0	0	0
50805	Olive-Harvey	38,065	13,410	7,579	0	0	0	0	246	35,459	0	0	94,759
50804	Truman	0	0	0	0	0	0	0	0	0	0	0	0
50802	Washington	0	0	0	0	0	0	0	0	0	0	0	0
50807	Wright	0	0	0	0	0	0	0	0	0	0	0	0
50810	Central Office	0	0	0	0	0	0	0	0	0	0	0	0
507	Danville	11,152	2,594	24,780	0	0	0	0	630	16,326	0	10,390	65,872
502	DuPage	39,685	22,475	35,327	640	0	7,988	0	18,737	24,377	0	0	149,229
509	Elgin	0	0	0	0	0	0	0	0	0	0	0	0
512	Harper	3,255	0	0	0	0	0	0	0	0	0	0	3,255
540	Heartland	0	0	0	0	0	0	0	0	0	0	0	0
519	Highland	0	0	0	0	0	5,800	0	0	1,817	0	0	7,617
514	Illinois Central	0	0	0	0	0	0	0	0	0	0	0	0
529	Illinois Eastern												
52904	Frontier	0	0	0	0	0	0	0	0	0	0	0	0
52901	Lincoln Trail	2,625	6,953	1,426	0	0	0	0	5,117	9,101	0	0	25,222
52902	Olney	3,695	24,094	1,288	0	0	0	0	0	2,354	0	0	31,431
52903	Wabash Valley	0	0	0	0	0	0	0	0	0	0	0	0
52900	Central Office	0	0	0	0	0	0	0	0	0	0	0	0
513	Illinois Valley	0	0	0	0	0	0	0	0	0	0	0	0
525	Joliet	0	4,011	8,292	0	6,903	8,009	0	0	27,710	0	0	54,925
520	Kankakee	8,149	890	5,637	0	0	0	0	0	11,422	3,333	5,246	34,677
501	Kaskaskia	0	0	0	0	0	0	0	0	0	0	0	0
523	Kishwaukee	0	0	1,759	0	0	0	0	4,159	6,251	0	0	12,169
532	Lake County	7,674	5,900	3,785	0	0	4,499	0	0	8,600	0	0	30,458
517	Lake Land	0	0	734	0	0	0	0	1,573	2,673	734	0	4,980
536	Lewis & Clark	0	936	514	0	0	0	0	2,752	4,068	0	0	8,270
526	Lincoln Land	5,154	5,270	2,552	310	0	3,087	0	652	1,504	0	0	18,529
530	Logan	0	0	0	0	0	0	0	0	0	0	0	0
528	McHenry	0	0	0	0	0	0	0	0	0	0	0	0
524	Moraine Valley	0	0	6,497	0	0	0	0	265	7,986	0	0	14,748
527	Morton	0	0	0	0	0	0	0	0	0	0	0	0
535	Oakton	0	0	0	0	0	0	0	0	0	0	0	0
505	Parkland	3,414	21,311	2,940	0	0	5,920	0	298	7,704	0	0	41,587
515	Prairie State	4,705	1,072	5,682	242	0	4,244	0	370	0	0	0	16,315
521	Rend Lake	0	0	0	0	0	0	0	0	0	0	0	0
537	Richland	0	0	0	0	0	0	0	0	0	0	0	0
511	Rock Valley	0	0	0	0	0	0	0	0	831	0	0	831
518	Sandburg	0	0	0	0	0	0	0	0	0	0	0	0
506	Sauk Valley	0	0	0	0	0	0	0	0	0	0	41,031	41,031
531	Shawnee	3,574	0	129	0	0	0	0	0	0	0	0	3,703
510	South Suburban	0	0	0	0	0	0	0	0	0	0	0	0
533	Southeastern	0	0	0	0	0	0	0	0	1,965	0	0	1,965
522	Southwestern	0	0	133	0	12,249	0	0	0	695	0	0	13,077
534	Spoon River	0	0	0	0	0	0	0	0	0	0	0	0
504	Triton	0	0	0	0	0	0	0	0	0	0	0	0
516	Waubonsee	360	7,741	0	0	0	0	0	0	6,180	0	0	14,281
539	Wood	0	0	0	0	0	0	0	0	0	0	0	0
TOTALS		159,485	131,617	122,196	3,267	19,152	39,547	164	35,689	182,563	3,333	61,006	758,019

SOURCE OF DATA: R3 records

Illinois Community College Board

Table V-8

NET ASSIGNABLE SQUARE FOOTAGE IN STATE-FUNDED FACILITIES UNDER CONSTRUCTION OR APPROVED FOR CONSTRUCTION BY HIGHER EDUCATION FACILITY INVENTORY ROOM USE CLASSIFICATION AS OF JULY 1, 2007

<u>Dist. No.</u>	<u>District/College</u>	<u>Classrooms</u>	<u>Laboratory</u>	<u>Office</u>	<u>Study</u>	<u>PE</u>	<u>Special Use</u>	<u>Theater</u>	<u>General Use</u>	<u>Support</u>	<u>Unclass.</u>	<u>Total NASF</u>	<u>Total GSF</u>
508	Chicago	45,152	52,775	43,796	21,283	52,531	0	14,914	48,928	12,002	15,795	307,176	307,176
540	Heartland	9,910	26,129	6,051	3,571	0	20,531	0	0	0	0	66,192	101,507
517	Lake Land	6,000	8,250	4,537	13,200	0	0	14,962	0	16,950	0	63,899	91,636
524	Moraine Valley	0	0	0	0	0	0	0	0	19,400	0	19,400	--
511	Rock Valley	14,894	9,916	3,440	0	0	804	16,758	30,674	1,888	0	78,374	128,946
533	Southeastern	3,715	0	1,047	0	0	1,057	0	0	871	2,571	9,261	--
522	Southwestern	18,392	2,765	3,818	0	0	0	0	8,671	9,584	4,951	48,181	54,151
	TOTALS	98,063	99,835	62,689	38,054	52,531	22,392	46,634	88,273	60,695	23,317	592,483	683,416

SOURCE OF DATA: Square Footage Table C1.1 (FY 2008)

Illinois Community College Board

Table V-9

NET ASSIGNABLE SQUARE FOOTAGE IN LOCALLY FUNDED PERMANENT FACILITIES
UNDER CONSTRUCTION OR APPROVED FOR CONSTRUCTION AS OF JULY 1, 2007

<u>Dist. No.</u>	<u>District/College</u>	<u>Classrooms</u>	<u>Laboratory</u>	<u>Office</u>	<u>Study</u>	<u>PE</u>	<u>Special Use</u>	<u>Theater</u>	<u>General Use</u>	<u>Support</u>	<u>Unclass.</u>	<u>Total NASF</u>	<u>Total GSF</u>
503	Black Hawk	4,607	0	860	301	0	0	0	1,485	282	0	7,535	11,886
502	DuPage	81,207	111,484	18,216	6,843	0	0	3,000	889	37,712	18,704	278,055	386,934
540	Heartland	28,375	1,225	16,915	2,220	31,360	1,000	14,000	22,150	8,500	0	125,745	193,500
525	Joliet	3,245	0	500	0	0	21,096	0	1,055	0	0	25,896	28,872
501	Kaskaskia	2,839	6,477	1,366	936	0	0	0	0	1,809	0	13,427	21,358
532	Lake County	10,390	8,090	1,220	2,820	0	0	0	4,160	6,950	0	33,630	47,500
517	Lake Land	2,000	2,750	1,913	4,400	6,100	0	4,988	0	7,350	0	29,501	40,585
536	Lewis and Clark	660	39,047	4,567	1,833	0	0	0	0	8,189	1,912	56,208	73,989
524	Moraine Valley	17,700	0	920	0	0	0	0	0	0	0	18,620	--
521	Rend Lake	0	563	258	0	0	0	0	0	0	0	821	2,071
533	Southeastern	2,477	0	698	0	0	705	0	0	580	1,714	6,174	--
516	Waubensee	22,919	0	21,392	9,190	0	31,194	0	0	12,448	0	97,143	126,320
	Totals	176,419	169,636	68,825	28,543	37,460	53,995	21,988	29,739	83,820	22,330	692,755	933,015

SOURCE OF DATA: Square Footage Table C1.1 (FY 2008)

Illinois Community College Board

Table V-10

TOTAL NET ASSIGNABLE SQUARE FEET OF PERMANENT FACILITIES BY ROOM USE CLASSIFICATION
PER 10TH DAY ON-CAMPUS FTE STUDENT AS OF JUNE 30, 2007 (COMPLETED, UNDER CONSTRUCTION, APPROVED,
OR APPROPRIATED)

Dist. No.	District/College	Fall 2007 FTE	Class	Labs	Office	Study	PE	Special	Theater	General	Support	Health	Unclass	Total NASF
503	Black Hawk	3,906	20.37	33.47	15.85	6.35	7.34	4.29	0.49	9.14	7.72	0.00	0.00	105.02
508	Chicago													
50806	Daley	5,986	9.50	16.93	11.49	3.84	4.22	1.83	0.98	5.95	3.35	0.00	2.85	60.94
50801	Kennedy	3,791	49.25	79.01	49.20	17.82	40.88	9.58	8.95	33.40	12.00	0.05	7.21	307.34
50803	Malcolm	3,867	17.71	18.68	23.36	7.50	5.78	4.33	5.84	5.96	4.69	0.42	0.62	94.90
50805	Olive-Harvey	2,750	19.49	20.19	21.02	7.23	13.28	0.85	3.19	8.40	3.12	0.00	0.00	96.76
50804	Truman	6,210	14.70	10.52	12.36	4.70	4.74	0.86	2.22	5.99	2.41	0.00	0.55	59.06
50802	Washington	5,256	18.51	6.99	10.36	2.81	0.00	0.72	0.00	2.54	2.05	0.00	0.00	43.97
50807	Wright	6,272	10.80	17.43	10.69	4.55	4.81	1.06	1.99	4.03	1.65	0.00	3.77	60.78
507	Danville	1,662	19.95	35.82	15.66	8.31	17.10	1.61	2.65	7.53	10.30	0.00	0.80	119.72
502	DuPage	14,601	12.38	20.20	9.86	5.89	5.40	1.90	2.12	6.32	4.77	0.09	1.29	70.22
509	Elgin	5,195	13.82	29.92	21.36	4.14	8.93	0.83	9.23	11.27	13.22	0.00	0.00	112.73
512	Harper	9,015	17.51	25.34	16.56	3.84	6.52	1.55	3.65	6.09	4.87	0.16	0.51	86.60
540	Heartland	3,006	21.65	19.87	21.09	7.95	10.43	4.68	11.84	6.62	0.00	0.00	0.00	113.86
519	Highland	1,391	14.60	37.57	27.68	7.08	37.78	2.36	5.27	19.65	6.84	0.00	0.00	158.83
514	Illinois Central	6,829	11.98	30.49	15.46	6.14	3.22	2.68	2.76	13.65	7.63	0.18	0.18	94.37
529	Illinois Eastern													
52904	Frontier	662	13.19	25.13	9.45	11.84	0.00	0.00	0.00	0.95	31.34	0.00	0.00	91.90
52901	Lincoln Trail	856	16.86	26.09	14.79	6.73	24.49	0.00	10.18	10.19	7.06	0.00	0.00	116.39
52902	Olney	1,041	12.77	18.98	17.13	12.05	11.90	0.49	5.99	14.91	1.55	0.00	0.00	95.76
52903	Wabash Valley	1,330	15.33	26.41	8.64	5.17	16.42	0.87	6.98	13.10	5.65	0.00	0.00	98.56
513	Illinois Valley	2,490	14.26	27.79	16.91	6.94	9.08	0.00	4.11	5.36	4.27	0.00	0.00	88.72
525	Joliet	7,879	8.72	19.96	10.79	3.11	2.85	3.38	0.25	7.05	1.82	0.30	1.66	59.87
520	Kankakee	2,037	23.32	21.91	18.49	5.56	9.48	3.77	1.10	14.37	2.59	0.00	0.00	100.59
501	Kaskaskia	2,841	13.94	27.82	12.78	4.14	6.93	1.56	2.70	9.62	4.79	0.00	4.60	88.90
523	Kishwaukee	2,736	18.02	44.55	17.10	7.51	5.25	5.02	4.23	15.66	7.48	0.23	0.00	125.06
532	Lake County	8,578	24.36	20.02	10.23	5.12	3.44	2.87	2.82	6.08	6.54	0.08	3.92	85.49
517	Lake Land	4,328	18.00	17.39	13.97	7.38	5.63	0.78	5.33	0.91	9.51	0.04	0.00	78.93
536	Lewis & Clark	4,004	15.23	36.18	21.38	3.57	8.36	1.64	6.79	5.76	10.56	1.16	9.96	120.60
526	Lincoln Land	4,012	12.26	17.05	18.76	8.33	6.10	1.17	1.63	12.52	4.57	0.00	0.00	82.38
530	Logan	3,564	16.89	29.73	18.45	4.21	12.49	0.09	2.87	9.09	5.27	0.00	0.00	99.09
528	McHenry	3,161	12.67	20.58	18.87	10.73	4.68	2.63	1.44	8.20	5.36	0.00	0.00	85.15
524	Moraine Valley	9,678	10.77	14.32	10.37	3.45	3.08	0.78	2.36	5.42	3.16	0.00	0.00	53.70
527	Morton	2,389	7.94	19.03	10.83	3.60	5.00	1.37	1.02	6.81	4.71	0.00	0.00	60.31
535	Oakton	5,631	12.75	19.02	14.62	4.64	3.02	0.91	1.66	10.21	8.58	0.12	0.00	75.54
505	Parkland	5,800	11.73	15.94	13.61	6.80	3.89	3.25	1.64	4.08	1.73	0.00	0.00	62.67
515	Prairie State	3,027	19.39	23.43	17.37	2.59	2.95	2.08	0.78	10.90	5.84	0.32	0.00	85.64
521	Rend Lake	2,443	14.68	37.41	15.98	3.49	18.22	1.25	2.02	8.43	8.39	0.55	0.66	111.08
537	Richland	1,824	19.29	22.85	16.06	8.13	2.42	4.49	2.57	10.09	8.15	0.00	0.00	94.04
511	Rock Valley	4,883	13.17	25.02	17.08	2.77	9.17	1.45	9.26	11.72	8.38	0.05	11.22	109.30
518	Sandburg	1,656	27.87	49.54	21.71	10.96	1.69	1.11	2.13	13.04	2.55	1.70	3.71	136.00
506	Sauk Valley	1,541	18.26	40.10	18.29	8.90	11.23	2.00	0.00	12.93	6.04	0.00	0.00	117.75
531	Shawnee	1,251	21.95	10.24	14.58	6.93	11.36	0.36	4.88	9.91	3.27	0.00	0.00	83.51
510	South Suburban	3,505	22.53	20.29	19.45	9.12	7.82	0.57	3.59	9.42	4.31	0.00	2.49	99.59
533	Southeastern	1,395	19.26	30.69	17.74	9.39	14.82	2.07	7.61	15.18	4.39	0.00	3.07	124.22
522	Southwestern	7,638	14.05	18.08	11.90	3.51	3.02	1.90	1.80	8.24	4.36	0.11	0.65	67.62
534	Spoon River	1,247	18.81	41.48	20.26	10.92	0.00	0.69	2.58	12.95	9.23	0.00	0.00	116.93
504	Triton	8,164	12.98	26.69	14.80	5.23	1.06	2.34	1.39	6.13	2.46	0.17	0.00	73.26
516	Waubonsee	4,635	30.14	14.05	20.99	7.44	4.98	7.79	5.11	3.33	3.37	0.00	0.26	97.44
539	Wood	1,577	17.80	15.72	24.67	7.21	14.91	8.97	5.39	7.86	7.36	0.00	0.00	109.88
	TOTAL/AVERAGES	197,540	16.08	23.31	15.55	5.70	6.66	2.30	3.06	8.29	5.36	0.11	1.42	87.84

SOURCES OF DATA: R3 records
Fall Enrollment - E1 Records

Illinois Community College Board
Table V-11
TOTAL PROTECTION, HEALTH, AND SAFETY PROJECTS APPROVED
AS OF FISCAL YEAR 2008

Dist. No.	District	# of Projects Approved		Total	Total Budgeted Amounts
		Bond Issues*	Tax Levy*		
503	Black Hawk	0	78	78	\$ 20,187,192
508	Chicago	0	0	0	\$0
507	Danville	12	16	28	\$ 6,694,647
502	DuPage	0	0	0	\$0
509	Elgin	0	4	4	\$499,024
512	Harper	5	92	97	\$30,579,108
540	Heartland	0	11	11	\$1,296,783
519	Highland	1	52	53	\$9,426,658
514	Illinois Central	0	104	104	\$27,136,526
529	Illinois Eastern			0	
513	Illinois Valley	1	93	94	\$24,144,810
525	Joliet	9	36	45	\$12,890,324
520	Kankakee	0	6	6	\$788,839
501	Kaskaskia	1	54	55	\$10,203,376
523	Kishwaukee	0	16	16	\$2,374,974
532	Lake County	3	58	61	\$10,789,961
517	Lake Land	2	89	91	\$19,973,790
536	Lewis & Clark	6	1	7	\$12,674,800
526	Lincoln Land	12	24	36	\$17,057,899
530	Logan	6	30	36	\$8,270,358
528	McHenry	0	2	2	\$1,904,456
524	Moraine Valley	0	43	43	\$24,559,066
527	Morton	2	4	6	\$6,593,568
535	Oakton	0	16	16	\$2,841,651
505	Parkland	0	53	53	\$25,140,000
515	Prairie State	7	14	21	\$11,736,167
521	Rend Lake	27	41	68	\$10,130,967
537	Richland	1	25	26	\$5,962,772
511	Rock Valley	0	133	133	\$35,596,420
518	Sandburg	1	37	38	\$6,379,004
506	Sauk Valley	2	72	74	\$12,338,099
531	Shawnee	1	6	7	\$3,232,125
510	South Suburban	17	46	63	\$13,170,734
533	Southeastern	3	0	3	\$1,512,772
522	Southwestern	3	111	114	\$27,260,542
534	Spoon River	24	7	31	\$9,117,957
504	Triton	0	79	79	\$17,815,018
516	Waubonsee	0	38	38	\$9,621,136
539	Wood	0	25	25	\$1,703,531
	TOTALS	146	1516	1662	\$441,605,054

*Includes the approval of projects performed with excess funds.

SOURCE OF DATA: ICCB Records

Illinois Community College Board
Table V-12
BUDGETED REVENUE FOR COMMUNITY COLLEGE CONSTRUCTION
FOR PROJECTS COMPLETED SINCE JANUARY 1990

DISTRICT	COLLEGE NAME	PROJECT NAME	Budgeted Revenue			APPROVED/FINAL PROJECT COST	FINAL PROJECT COST*
			LOCAL	STATE	FEDERAL		
50301	Black Hawk	ADA Accessible Restrooms-E.Campus Blding 3	\$90,750			\$90,750	\$86,672
50301	Black Hawk	ADA Accessibility Projects	\$134,800			\$134,800	\$132,706
50301	Black Hawk	ADA Alterations	\$330,300			\$330,300	
50301	Black Hawk	ADA Door Openers	\$98,700			\$98,700	
50301	Black Hawk	ADA Improvements	\$88,800			\$88,800	\$86,508
50301	Black Hawk	ADA Modifications	\$455,620			\$455,620	
50301	Black Hawk	Agriculture Education Center	\$717,000	\$825,000		\$1,542,000	\$1,594,109
50301	Black Hawk	Allied Health Remodeling Bld 3	\$258,400			\$258,400	\$259,841
50301	Black Hawk	Art/Music Dept.Renovations	\$668,000			\$668,000	\$669,022
50301	Black Hawk	Asbestos Removal	\$359,800			\$359,800	
50301	Black Hawk	BHC Technology Ctr. Remodeling	\$639,952			\$639,952	\$640,005
50301	Black Hawk	Boiler Replacement-Quad Cities Campus	\$604,978			\$604,978	
50301	Black Hawk	Chemical Storage Alterations	\$67,051			\$67,051	\$67,051
50301	Black Hawk	Chiller Replacements-Building 3	\$269,000			\$269,000	\$304,412
50301	Black Hawk	Concrete Roadway/Storm Sewer replacements/QC	\$126,990			\$126,990	\$180,811
50301	Black Hawk	Cooling Tower Replacement	\$164,880			\$164,880	
50301	Black Hawk	Direct Service Addition	\$1,210,000			\$1,210,000	
50300	Black Hawk	District Energy Conservation	\$190,801			\$190,801	\$187,103
50301	Black Hawk	Drainage Repairs	\$25,000			\$25,000	
50301	Black Hawk	Drainage/Sidewalk Improvements/ EC quad area	\$86,280			\$86,280	\$123,586
50301	Black Hawk	Efficient Lighting Upgrade	\$314,400			\$314,400	\$316,630
50301	Black Hawk	Electrical& Ext. Lighting Upgrades Campuswide	\$173,500			\$173,500	\$198,242
50301	Black Hawk	Elevator Code Modifications	\$101,765			\$101,765	
50301	Black Hawk	Elevator Cylinder Replacement	\$29,000			\$29,000	\$28,334
50301	Black Hawk	Energy Conservation Measures	\$318,850			\$318,850	
50301	Black Hawk	Energy Mgmt. System	\$29,955			\$29,955	
50300	Black Hawk	Energy Mgmt/Air Qual. Upgrades	\$574,000			\$574,000	\$375,709
50301	Black Hawk	Entry Stairs and Bridge improvements	\$172,480			\$172,480	\$86,253
50301	Black Hawk	Fire Alarm Update	\$132,401			\$132,401	
50301	Black Hawk	Hazardous Boiler Replacement	\$81,944			\$81,944	\$81,944
50301	Black Hawk	HVAC & Window Units-Kewanee	\$270,400			\$270,400	\$254,570
50301	Black Hawk	HVAC Repairs	\$96,500			\$96,500	
50301	Black Hawk	HVAC Replacement QCTC	\$34,876			\$34,876	
50301	Black Hawk	HVAC Replacement-Kewanee Blding 1-5	\$164,780			\$164,780	\$210,613
50301	Black Hawk	Kewanee Agricultural Center Ph II	\$760,000	\$40,000		\$800,000	\$675,611
50302	Black Hawk	Life Safety Projects	\$750,910			\$750,910	\$746,164
50301	Black Hawk	Life Safety Projects	\$302,887			\$302,887	\$324,795
50301	Black Hawk	Life Safety Renovations	\$30,955			\$30,955	
50302	Black Hawk	Life Safety Upgrades	\$256,900			\$256,900	\$264,585
50301	Black Hawk	Life Safety Upgrades	\$203,600			\$203,600	\$206,442
50301	Black Hawk	Moisture Protection/Plumbing	\$136,200			\$136,200	
50301	Black Hawk	Moisture Protection	\$189,170			\$189,170	
50301	Black Hawk	Parking Lot & Roadway Replacements	\$1,295,000			\$1,295,000	
50301	Black Hawk	Parking Lot/Entry Drive Replacement/Upgrade	\$328,213			\$328,213	\$338,403
50301	Black Hawk	Pool Repairs	\$140,000			\$140,000	
50300	Black Hawk	Q.C. Campus Lobby Renovations		\$792,406		\$792,406	\$765,696
50301	Black Hawk	Ramp,Sidewalks,& Stairs at EC A-Wing Entrance	\$55,620			\$55,620	\$128,930
50302	Black Hawk	Rehabilitate Building 4	\$201,429			\$201,429	
50301	Black Hawk	Remodel Corporate Center	\$274,042			\$274,042	
50301	Black Hawk	Renovate Outreach Center		\$192,150		\$192,150	
50301	Black Hawk	Reroof Three Buildings	\$161,809			\$161,809	
50301	Black Hawk	Retube Boiler	\$107,000			\$107,000	
50301	Black Hawk	Rock Island Technology Center Donation	\$0			\$0	\$0
50301	Black Hawk	Roof Improvement/Bldgs 2&3	\$273,121			\$273,121	\$272,821
50300	Black Hawk	Roof Replacement Blding 3 Q.C.	\$411,000			\$411,000	\$415,998
50301	Black Hawk	Roof Replacements-EC Buildings 1, 2, 3, 4	\$124,974			\$124,974	\$116,033
50301	Black Hawk	Roof Restoration in Moline	\$598,400			\$598,400	\$530,110
50301	Black Hawk	Sewer & Erosion Repairs	\$94,100			\$94,100	
50301	Black Hawk	Sidewalk, stairs, & lighting at QC lot #4	\$939,447			\$939,447	\$695,114
50301	Black Hawk	Sidewalk,Drainage,Parking Lot(Phase 2)	\$739,300			\$739,300	\$745,602
50301	Black Hawk	Sidewalks, Stairs, Paving & Parking Upgrades	\$390,800			\$390,800	\$383,815
50301	Black Hawk	Site Acquisition	\$370,000			\$370,000	
50301	Black Hawk	Stairway Replacement	\$75,054			\$75,054	\$75,054
50301	Black Hawk	Storm Drainage Rep. Phase IV	\$96,800			\$96,800	
50301	Black Hawk	Structural Repairs	\$100,300			\$100,300	
50301	Black Hawk	Tuckpointing & Exterior wall upgrades	\$473,200			\$473,200	\$470,100
50301	Black Hawk	Tunnel Waterproofing/Concrete Repair	\$88,500			\$88,500	\$82,047
50301	Black Hawk	Underground Storage Tank Repl	\$29,500			\$29,500	\$48,882
50301	Black Hawk	Various Building upgrades	\$323,900			\$323,900	\$319,757
		Subtotal	\$19,404,084	\$1,849,556	\$0	\$21,253,640	\$13,490,080

Illinois Community College Board
Table V-12
BUDGETED REVENUE FOR COMMUNITY COLLEGE CONSTRUCTION
FOR PROJECTS COMPLETED SINCE JANUARY 1990

DISTRICT	COLLEGE NAME	PROJECT NAME	Budgeted Revenue			APPROVED/FINAL PROJECT COST	FINAL PROJECT COST*
			LOCAL	STATE	FEDERAL		
50801	CCC-Kennedy King	Land Acquisition/Demolition of KKC Building		\$4,000,000		\$4,000,000	
50806	CCC-Richard J. Daley	4153 West 76th Street Chicago:Land/Building	\$2,400,000			\$2,400,000	
50806	Chicago Daley	Asbestos Abatement		\$50,000		\$50,000	
50806	Chicago Daley	Exterior Improvements		\$200,000		\$200,000	
50806	Chicago Daley&OH	Olive-Harvey Window Covering		\$139,030		\$139,030	
50801	Chicago Kennedy	Exterior Painting and Caulk		\$287,303		\$287,303	
50803	Chicago Malcolm X	Renovate Locker Rooms		\$400,000		\$400,000	
50805	Chicago Olive Harvey	Renovate Building 5		\$550,000		\$550,000	
50804	Chicago Truman	Remodel Truman College	\$1,675,000			\$1,675,000	
50807	Chicago Wright	Repair Masonry Walls & Roof		\$1,450,000		\$1,450,000	\$1,079,875
50807	Chicago Wright	Replacement of Pool Filtration		\$160,000		\$160,000	
50800	Chicago-Districtwide	TV Digitalization Infrastructure		\$2,443,332		\$2,443,332	
50806	Daley	Daley Window Coverings		\$125,000		\$125,000	
50806	Daley	Modification to 001-0588		\$62,535		\$62,535	
		Subtotal	\$4,075,000	\$9,867,200	\$0	\$13,942,200	\$1,079,875
50701	Danville	Asbestos/Radon Survey	\$96,554			\$96,554	
50701	Danville	Auto Door Openers		\$6,850		\$6,850	
50701	Danville	Bleacher Replacement-Mary Miller Center	\$257,000			\$257,000	\$123,232
50701	Danville	Bremer Conf Ctr Electrical Sys	\$120,650			\$120,650	\$85,508
50701	Danville	Classroom, Labs, Miller Gym	\$673,700	\$1,853,600		\$2,527,300	
50701	Danville	Clock Tower Center-Art Painting Lab	\$56,900	\$150,200		\$207,100	\$230,188
50701	Danville	Clock Tower Center-LRC Renovations	\$1,124,663	\$0		\$1,124,663	\$1,217,049
50701	Danville	Clock Tower Center-LRC Renovations		\$96,537		\$96,537	\$96,537
50701	Danville	College Center Repairs		\$66,500		\$66,500	
50701	Danville	Curb/Parking Lot Improvements	\$24,408	\$149,350		\$173,758	\$114,970
50701	Danville	Domestic Water System Repair	\$435,000			\$435,000	
50701	Danville	Electrical Power Distribution	\$732,300			\$732,300	
50701	Danville	Emergency Lighting -classrooms	\$38,460			\$38,460	\$19,740
50701	Danville	Emergency Lighting Upgrade	\$47,070			\$47,070	\$7,083
50701	Danville	Energy Conservation	\$33,272			\$33,272	
50701	Danville	Energy Management System		\$152,400		\$152,400	\$153,306
50701	Danville	Fuel Oil Tank Replacement	\$28,399			\$28,399	
50701	Danville	Infrastructure Rehab/Plan.	\$1,161,500	\$3,484,500		\$4,646,000	
50701	Danville	Install Automatic Door		\$6,500		\$6,500	
50701	Danville	Lincoln Hall Construction	\$1,575,700	\$4,727,100		\$6,302,800	\$8,976,950
50701	Danville	Maintenance Plant Ventilation/HVAC Upgrade	\$101,500			\$101,500	\$71,143
50701	Danville	Mary Miller Center Remodeling	\$678,000			\$678,000	\$746,025
50701	Danville	Mary Miller Center Roof	\$65,000			\$65,000	\$39,750
50701	Danville	Mary Miller Code Corrections	\$222,600			\$222,600	\$107,100
50701	Danville	Natural Gas Pipe Replacement	\$36,500			\$36,500	
50701	Danville	Operations Facility Addition	\$298,600			\$298,600	\$381,742
50701	Danville	Orn. Horticulture Code Correct	\$200,600			\$200,600	\$25,000
50701	Danville	Parking Lot Overlay-Southwest Parking Area		\$204,600		\$204,600	\$201,965
50701	Danville	Physical Plant Code Correct.	\$480,300			\$480,300	\$144,671
50701	Danville	Porch Columns Replacement-Clock Tower Center		\$52,000		\$52,000	\$17,066
50701	Danville	Pump House Roof Replacement	\$48,000			\$48,000	\$30,970
50701	Danville	Renovate Vermillion, Cannon, & Prairie Halls	\$3,466,000	\$10,399,000		\$13,865,000	\$12,888,613
50701	Danville	Repair Gazebo		\$12,475		\$12,475	
50701	Danville	Repair Porches/Bldg. 17		\$53,270		\$53,270	
50701	Danville	Repair Roof-Bldg. 17		\$77,086		\$77,086	
50701	Danville	Re-roofing of Mary Miller Center	\$166,525			\$166,525	\$198,601
50701	Danville	Roof Repairs	\$595,847			\$595,847	
50701	Danville	Roof Replacement Orn.Hort.Bldg	\$32,650			\$32,650	\$21,029
50701	Danville	Roof Replacement-Bremer	\$61,450			\$61,450	\$38,036
50701	Danville	Roof/Tech Center		\$82,010		\$82,010	
50701	Danville	Sanitary Sewer Replacement	\$206,500			\$206,500	
50701	Danville	Seal Coating Parking Areas		\$10,058		\$10,058	
50701	Danville	Site Utilities for New Blding		\$3,500,000		\$3,500,000	
50701	Danville	Tech Center/Parking Lots		\$70,000		\$70,000	
50701	Danville	Technology Center Addition	\$651,800			\$651,800	\$623,495
50701	Danville	Technology Center Mechanical/Electrical Rehab	\$128,880			\$128,880	\$119,039
50701	Danville	Tuckpointing Buildings 6 & 7	\$257,330			\$257,330	\$257,330
50701	Danville	Tuckpointing/masonry-Cannon	\$155,490			\$155,490	\$155,490
50701	Danville	Unit Ventilator Heater Replacements	\$184,770			\$184,770	\$113,495
50701	Danville	Utility Tunnel Replacement	\$1,566,200			\$1,566,200	
50701	Danville	Walks, Curbs, & Parking Lots		\$194,800		\$194,800	\$194,800
		Subtotal	\$16,010,118	\$25,348,836	\$0	\$41,358,954	\$27,399,922

Illinois Community College Board
Table V-12
BUDGETED REVENUE FOR COMMUNITY COLLEGE CONSTRUCTION
FOR PROJECTS COMPLETED SINCE JANUARY 1990

DISTRICT	COLLEGE NAME	PROJECT NAME	Budgeted Revenue			APPROVED/FINAL PROJECT COST	FINAL PROJECT COST*
			LOCAL	STATE	FEDERAL		
50201	DuPage	Auto Lab Expansion Building	\$740,000			\$740,000	
50201	DuPage	Ceiling Replacement	\$83,595	\$179,800		\$263,395	
50201	DuPage	Construct Extension Centers	\$3,572,800			\$3,572,800	
50201	DuPage	Fitness Room Addition	\$348,000			\$348,000	
50201	DuPage	Instructional Computing Ctr	\$391,200	\$1,173,500		\$1,564,700	
50201	DuPage	Land/North Regional Site	\$650,000			\$650,000	
50201	DuPage	Lighting/Ceiling Renovations		\$424,922		\$424,922	
50201	DuPage	Parking Lot Expansion	\$928,940			\$928,940	
50201	DuPage	Parking Lot Expansion	\$975,387			\$975,387	
50201	DuPage	Renovate Park Lots 8 to 12	\$636,911	\$227,538		\$864,449	
50201	DuPage	Renovate Parking Lots 1-5	\$229,060	\$227,538		\$456,598	
50201	DuPage	Resurfacing Projects		\$562,940		\$562,940	\$526,859
50201	DuPage	Roadway Renovations		\$224,080		\$224,080	
50201	DuPage	Roof Replacement -PE	\$220,400			\$220,400	\$601,281
50201	DuPage	Site Acquisition/Naperville	\$449,757			\$449,757	
50201	DuPage	SRC Addition	\$16,830,000			\$16,830,000	
50201	DuPage	Student Resource Ctr - 3rd Fl.		\$2,180,400		\$2,180,400	
50201	DuPage	Warehouse Expansion	\$613,340			\$613,340	
		Subtotal	\$26,669,390	\$5,200,718	\$0	\$31,870,108	\$1,128,139
50901	Elgin	Accessibility Modifications	\$38,045			\$38,045	
50901	Elgin	Advanced Technology Center Remodeling		\$2,050,000		\$2,050,000	\$2,235,676
50901	Elgin	Applied Business Technology Addition	\$3,153,554			\$3,153,554	\$3,476,585
50901	Elgin	Bldg/Land Acquisition- 1741 Fleetwood Dr.	\$577,400			\$577,400	\$632,819
50901	Elgin	Business/Industry Conf. Ctr.	\$5,500,000			\$5,500,000	
50901	Elgin	Chiller Replacement	\$200,000	\$265,500		\$465,500	\$474,461
50901	Elgin	Construct Applied Techn.	\$1,145,750			\$1,145,750	
50901	Elgin	Construct Maintenance Bldg.	\$239,533			\$239,533	
50901	Elgin	Culinary Arts Addition	\$3,000,000			\$3,000,000	\$2,943,732
50901	Elgin	Deck Restoration/Waterproofing		\$162,300		\$162,300	\$256,189
50901	Elgin	Events Center Addition/Renovation	\$6,747,000			\$6,747,000	\$7,407,661
50901	Elgin	Fleetwood Drive Land and Building Acquisition	\$2,500,000			\$2,500,000	\$2,564,812
50901	Elgin	HVAC Modifications	\$40,740			\$40,740	
50901	Elgin	Moisture Protection	\$92,739			\$92,739	
50901	Elgin	New Classroom Building	\$1,450,500	\$12,906,700		\$14,357,200	
50901	Elgin	Plaza Deck Restoration/Waterproofing - Ph IV	\$336,000			\$336,000	\$266,590
50901	Elgin	Plaza Deck Restoration/Waterproofing Ph III		\$218,800		\$218,800	\$200,560
50901	Elgin	Renovation for Nuring Program Expansion	\$550,000			\$550,000	\$477,878
50901	Elgin	Repair of Parking Lots		\$241,675		\$241,675	
50901	Elgin	Resurface Parking Lot 1	\$3,456	\$75,544		\$79,000	
50901	Elgin	Resurface Parking Lot 1		\$75,544		\$75,544	
50901	Elgin	Roof Repairs/Paving		\$127,818		\$127,818	
50901	Elgin	Site Acquisition	\$2,061,300			\$2,061,300	
50901	Elgin	Student Resource Center Addition & Remodeling	\$4,745,000			\$4,745,000	\$4,772,021
50901	Elgin	Student Resource Center Reroofing		\$268,000		\$268,000	\$174,702
50901	Elgin	Student Resource Center/ADA Remodeling		\$175,423		\$175,423	\$175,423
50901	Elgin	Visual/Perf. Arts Phase	\$23,260,694			\$23,260,694	
		Subtotal	\$55,641,711	\$16,567,304	\$0	\$72,209,015	\$26,059,109

Illinois Community College Board
Table V-12
BUDGETED REVENUE FOR COMMUNITY COLLEGE CONSTRUCTION
FOR PROJECTS COMPLETED SINCE JANUARY 1990

DISTRICT	COLLEGE NAME	PROJECT NAME	Budgeted Revenue			APPROVED/FINAL PROJECT COST	FINAL PROJECT COST*
			LOCAL	STATE	FEDERAL		
51201	Harper	650 Higgins Road Purchase/Remodeling	\$4,000,000	\$1,000,000		\$5,000,000	\$5,000,000
51201	Harper	AC/Dehumidification at Wellness/Sports Ctr.	\$599,203			\$599,203	\$610,639
51201	Harper	Accessibility Improvements	\$108,859			\$108,859	
51201	Harper	Accessibility Renovations	\$54,000			\$54,000	
51201	Harper	Acoustic Baffles rplcmt-Bld.M	\$216,033			\$216,033	\$128,914
51201	Harper	ADA Restroom Renovat. N.E. Ctr	\$133,623			\$133,623	\$133,623
51201	Harper	ADA Sidewalk Improvements	\$108,687			\$108,687	\$110,762
51201	Harper	ADA/Accessibility	\$159,000			\$159,000	
51201	Harper	Asbestos Abatement - Campus Wide	\$200,000			\$200,000	\$210,000
51201	Harper	Asbestos Abatement N.E. Ctr.	\$53,213			\$53,213	\$53,213
51201	Harper	Asbestos Abatement Work	\$72,338			\$72,338	
51201	Harper	Asbestos Abatement-Campus Wide	\$300,000			\$300,000	\$300,000
51201	Harper	Auto Door Opener Replacements	\$45,070			\$45,070	\$40,841
51201	Harper	Auto Door Openers	\$80,605			\$80,605	\$73,041
51201	Harper	Bldg. F - Life Safety	\$1,500,000			\$1,500,000	
51201	Harper	Bldings D/E Buried Hot Water Pipe Rplcmnt.	\$155,050			\$155,050	\$104,089
51201	Harper	Boiler,Condensate,Emerg Generator Replacement		\$950,000		\$950,000	\$950,000
51201	Harper	Building B Boiler Repairs	\$110,000			\$110,000	
51201	Harper	Building E Improvements	\$499,777			\$499,777	\$499,777
51201	Harper	Building F Code Corrections	\$1,009,000			\$1,009,000	
51201	Harper	Building I Code Corrections	\$676,268			\$676,268	
51201	Harper	Cafeteria Washroom Renovation		\$235,808		\$235,808	\$185,517
51201	Harper	Cafeteria Washroom Renovation	\$89,380			\$89,380	\$0
51201	Harper	Campus Sidewalk Repair-Ph II	\$273,088			\$273,088	\$237,321
51201	Harper	Campus Sidewalk Replacement	\$86,652			\$86,652	\$87,598
51201	Harper	Chair Lift Replacement-Bld D	\$85,893			\$85,893	\$83,735
51201	Harper	Construct Instruc. Bldg.	\$12,589,800			\$12,589,800	
51201	Harper	Cooling Tower Enclosures	\$235,347			\$235,347	\$205,041
51201	Harper	Electric/Safety Hazard Repairs	\$31,073			\$31,073	\$31,073
51201	Harper	Electrical Distibution Upgrade	\$276,394			\$276,394	\$276,394
51201	Harper	Electrical Switch Installation	\$210,000			\$210,000	\$151,937
51201	Harper	Electrical Upgrades in Vault Area	\$266,120			\$266,120	\$237,623
51201	Harper	Elevator Accessibility	\$72,500			\$72,500	
51201	Harper	Emergency Telephone Install.	\$33,000			\$33,000	
51201	Harper	Filter System Repair	\$143,298			\$143,298	
51201	Harper	Fire Sprinkler Installation	\$199,750			\$199,750	
51201	Harper	Fire Supression System	\$25,000			\$25,000	
51201	Harper	Fire System Corrections	\$176,371			\$176,371	
51201	Harper	Gas Main Replacement	\$96,672			\$96,672	\$78,176
51201	Harper	Hazardous Bleacher Repair	\$100,000			\$100,000	
51201	Harper	HVAC Modifications- Blding E	\$87,625			\$87,625	\$87,625
51201	Harper	HVAC Repairs	\$1,062,099			\$1,062,099	\$803,498
51201	Harper	HVAC Upgrades Blding P	\$206,460			\$206,460	\$334,146
51201	Harper	Install Accessible Drinking	\$200,000			\$200,000	
51201	Harper	Life Safety Alterations	\$380,148			\$380,148	
51201	Harper	Life Safety Improvements Bld.M	\$648,911			\$648,911	\$661,296
51201	Harper	Lighting Upgrade-NE Center	\$130,434			\$130,434	\$130,434
51201	Harper	Lighting Upgrades- Bldings D&H	\$238,700			\$238,700	\$163,834
51201	Harper	Masonry Repairs-Bldg. M	\$136,037			\$136,037	\$80,081
51201	Harper	Masonry Tuckpointing-Bldings A & B	\$291,448			\$291,448	\$153,557
51201	Harper	Moisture Protection-NE Ctr	\$178,000			\$178,000	
51201	Harper	NE Center Parking Lot Lighting	\$101,230			\$101,230	\$101,230
51201	Harper	Northeast Center (NEC) 1999 PHS Alterations	\$1,278,500			\$1,278,500	\$1,231,519
51201	Harper	Parking Lot 1 extension		\$142,560		\$142,560	
51201	Harper	Parking Lot Restoration	\$142,000			\$142,000	
51201	Harper	Partial Roof Replacement-D & J		\$327,800		\$327,800	\$310,592
51201	Harper	Plumbing System/Cross Connection Controls	\$300,000			\$300,000	\$117,640
51201	Harper	Pool Lighting Replacement-Wellness/Sports Cen	\$137,170			\$137,170	\$139,788
51201	Harper	Power Distribution System	\$317,250			\$317,250	
51201	Harper	Refrigerant Conversion	\$242,681			\$242,681	
51201	Harper	Repair HVAC Bldg. V	\$50,000			\$50,000	
51201	Harper	Repair Parking Lot #3	\$85	\$155,230		\$155,315	
51201	Harper	Repair Parking Lots		\$144,831		\$144,831	
51201	Harper	Repair Parking Lots 1 and 12		\$112,000		\$112,000	
51201	Harper	Repair Rest Rooms Bldg. D	\$438,500			\$438,500	
51201	Harper	Repair Roofs Bldgs A & D	\$400,000			\$400,000	
51201	Harper	Repair Roofs Bldgs B,E,I,J	\$385,000			\$385,000	
51201	Harper	Repalce Wheelchair Lifts	\$75,000			\$75,000	
51201	Harper	Replace Light Fixtures-Bld. M	\$108,388			\$108,388	\$107,203
51201	Harper	Replace Underground Storage	\$190,000			\$190,000	
51201	Harper	Restroom Modif.-Bldg. A	\$459,044			\$459,044	\$374,694

Illinois Community College Board
Table V-12
BUDGETED REVENUE FOR COMMUNITY COLLEGE CONSTRUCTION
FOR PROJECTS COMPLETED SINCE JANUARY 1990

DISTRICT	COLLEGE NAME	PROJECT NAME	Budgeted Revenue			APPROVED/FINAL	FINAL
			LOCAL	STATE	FEDERAL	PROJECT COST	PROJECT COST*
51201	Harper	Roof Repairs-A, B, & C	\$629,996			\$629,996	\$594,449
51201	Harper	Roof Replacement-Bldg F	\$235,000			\$235,000	
51201	Harper	Roof Replacement-NE Center	\$444,000			\$444,000	
51201	Harper	Roof Replacement-Wellness/Sports Center	\$489,305			\$489,305	\$319,170
51201	Harper	Roof&Ceiling-Building D		\$145,841		\$145,841	
51201	Harper	Sidewalk Repairs	\$63,548			\$63,548	\$0
51201	Harper	Sidewalk Replacement	\$272,152			\$272,152	\$272,152
51201	Harper	Sidewalk Replacement	\$569,748			\$569,748	\$466,164
51201	Harper	Site Acquisition/Northeast	\$2,000,000			\$2,000,000	
51201	Harper	Site Development		\$606,000		\$606,000	\$606,000
51201	Harper	Stair Tread Replacement	\$148,995			\$148,995	\$128,221
51201	Harper	Steam/Condensate Piping Replacement/Blding H	\$142,338			\$142,338	\$128,150
51201	Harper	Tuckpointing	\$440,008			\$440,008	\$453,539
51201	Harper	Utilities Tunnel and Sewer Upgrade		\$613,417		\$613,417	
51201	Harper	Ventilation Modif. - Blding T	\$66,325			\$66,325	\$13,635
51201	Harper	Walking Bridge and ADA Sidewalk Improvements	\$107,895			\$107,895	\$92,427
51201	Harper	Washroom Upgrade-NEC	\$267,500			\$267,500	\$267,500
51201	Harper	Water Main Extension	\$247,925			\$247,925	
		Subtotal	\$39,380,509	\$4,433,487	\$0	\$43,813,996	\$17,927,858

Illinois Community College Board
Table V-12
BUDGETED REVENUE FOR COMMUNITY COLLEGE CONSTRUCTION
FOR PROJECTS COMPLETED SINCE JANUARY 1990

DISTRICT	COLLEGE NAME	PROJECT NAME	Budgeted Revenue			APPROVED/FINAL PROJECT COST	FINAL PROJECT COST*
			LOCAL	STATE	FEDERAL		
54001	Heartland	ADA Compliance	\$27,500			\$27,500	\$13,951
54001	Heartland	Classroom Addition 2002	\$3,972,350			\$3,972,350	\$4,120,799
54001	Heartland	Emergency Exit Lighting System	\$38,150			\$38,150	\$30,930
54001	Heartland	Emergency Generator	\$461,100			\$461,100	\$457,302
54001	Heartland	Emergency Notification System	\$83,000			\$83,000	\$83,313
54001	Heartland	Energy Conservation Project	\$63,000			\$63,000	\$25,476
54001	Heartland	Equipment for New Campus		\$2,500,000		\$2,500,000	\$2,500,000
54001	Heartland	Exterior Lighting & Sidewalk Safety Project	\$144,100			\$144,100	\$96,522
54001	Heartland	Phase I Campus Development	\$5,738,600	\$23,515,900		\$29,254,500	
54001	Heartland	PHS Projects	\$60,500			\$60,500	\$55,923
54001	Heartland	Safety/Security Access System	\$106,633			\$106,633	\$100,324
54001	Heartland	Security Monitoring Expansion 2005	\$241,800			\$241,800	\$214,806
54001	Heartland	Site Acquisition	\$2,100,000			\$2,100,000	
54001	Heartland	Snow Guard Installation	\$36,000			\$36,000	\$37,189
54001	Heartland	Space Renovations	\$98,125			\$98,125	
		Subtotal	\$13,170,858	\$26,015,900	\$0	\$39,186,758	\$7,736,535
51901	Highland	ADA Campuswide Improvements	\$11,498	\$92,052		\$103,550	\$99,599
51901	Highland	ADA Compliance	\$283,770			\$283,770	
51901	Highland	ADA Compliance	\$318,666			\$318,666	
51901	Highland	ADA Projects	\$257,620			\$257,620	
51901	Highland	Air Filtration-Auto Body Shop	\$212,960			\$212,960	\$152,458
51901	Highland	Auto Body Code Corrections	\$110,480			\$110,480	
51901	Highland	Auto Body Paint Booth Upgrade	\$81,500			\$81,500	\$58,869
51901	Highland	Bleacher Repairs	\$51,725			\$51,725	
51901	Highland	Bleachers/Guardrails Code Upgrades	\$60,000			\$60,000	\$34,143
51901	Highland	Building F Ventilation	\$34,727			\$34,727	\$37,314
51901	Highland	Child Care and Training Center	\$725,512	\$120,000		\$845,512	\$843,278
51901	Highland	Drainage Alterations	\$173,387			\$173,387	
51901	Highland	Drainage Control-Sidewalk Rplc	\$102,971			\$102,971	\$82,493
51901	Highland	Emergency & Egress Lighting Upgrade	\$121,000			\$121,000	\$109,347
51901	Highland	EMS Replacement	\$158,200			\$158,200	
51901	Highland	Energy Conservation Program	\$645,400			\$645,400	
51901	Highland	exterior wall safety and ADA upgrades	\$309,400			\$309,400	\$235,163
51901	Highland	Exterior Waterproofing Modif.	\$51,425			\$51,425	
51901	Highland	Fire Alarm Improvements	\$155,768			\$155,768	
51901	Highland	Hydraulic Lift Replacement	\$89,758			\$89,758	
51901	Highland	Installation of Backfow Preventers-campuswide	\$149,100			\$149,100	\$138,585
51901	Highland	Laboratory Ventilation	\$56,975			\$56,975	
51901	Highland	Lighting/Warning Sys.Upgrade	\$161,656			\$161,656	
51901	Highland	Moisture Migration Control-Building S	\$470,690			\$470,690	\$443,867
51901	Highland	Moisture Protection	\$75,637			\$75,637	
51901	Highland	Parking Lot Drainage	\$172,000			\$172,000	\$154,599
51901	Highland	Renovation Bldgs. M&R		\$284,968		\$284,968	
51901	Highland	Resurface Parking Lot A West		\$129,600		\$129,600	
51901	Highland	Resurface Parking Lots C & E	\$162,794	\$201,000		\$363,794	
51901	Highland	Retention Pond Repairs	\$100,430			\$100,430	\$60,913
51901	Highland	Retention Pond Shoreline Stabilization	\$65,000			\$65,000	\$48,033
51901	Highland	Roof Replacement Bldings F & T	\$452,000			\$452,000	\$401,138
51901	Highland	Roof Replacement Bldings. N & T (south half)	\$419,000			\$419,000	\$388,526
51901	Highland	Roof Replacement Building S	\$286,770			\$286,770	\$265,343
51901	Highland	Roof Replacements -Buildings M & R	\$452,000			\$452,000	\$387,913
51901	Highland	Roof Replacements-Sport Ctr,SCC,Maint Blding	\$485,400			\$485,400	\$417,641
51901	Highland	Sidewalk & Replacement Upgrade-Campus wide	\$309,800			\$309,800	\$233,569
51901	Highland	Sidewalk Rehabilitation	\$248,398			\$248,398	
51901	Highland	Sidewalk Repair/Drain. Ph. IV	\$70,190			\$70,190	
51901	Highland	Sidewalk Replacement/ADA Upgrade	\$384,500			\$384,500	\$380,123
51901	Highland	Sidewalk Replacement/Upgrade	\$70,600			\$70,600	\$56,486
51901	Highland	Sidewalk Replacements/Upgrade -Campuswide	\$144,000			\$144,000	\$107,500
51901	Highland	Snow & Ice Breakers installation	\$89,002			\$89,002	\$55,436
51901	Highland	Theatrical Lighting Controls	\$227,000			\$227,000	\$194,799
51901	Highland	Underground Storage Tank	\$50,050			\$50,050	
51901	Highland	Ventilation System Repairs	\$123,700			\$123,700	
51901	Highland	Walkway Mitigation and ADA upgrades	\$129,400			\$129,400	\$74,780
51901	Highland	Waterproofing Project	\$108,803			\$108,803	
		Subtotal	\$9,420,662	\$827,620	\$0	\$10,248,282	\$5,461,916

Illinois Community College Board
Table V-12
BUDGETED REVENUE FOR COMMUNITY COLLEGE CONSTRUCTION
FOR PROJECTS COMPLETED SINCE JANUARY 1990

DISTRICT	COLLEGE NAME	PROJECT NAME	Budgeted Revenue			APPROVED/FINAL PROJECT COST	FINAL PROJECT COST*
			LOCAL	STATE	FEDERAL		
51401	Illinois Central	Accessibility Projects, 1998	\$191,000			\$191,000	\$189,793
51401	Illinois Central	Acquire/Ren. World Drug Bldg	\$6,386,400			\$6,386,400	
51401	Illinois Central	ADA Accessibility	\$53,900			\$53,900	\$53,286
51401	Illinois Central	ADA Elevator Addition	\$165,460			\$165,460	
51401	Illinois Central	ADA Signage Upgrade	\$121,800			\$121,800	
51401	Illinois Central	ADA Stair Tower Improvements	\$100,000			\$100,000	\$87,564
51401	Illinois Central	ADA Survey/Phase I Corr. Work	\$186,390			\$186,390	
51401	Illinois Central	Agricultural/Industrial Technologies Addition	\$2,066,244			\$2,066,244	
51401	Illinois Central	Asbestos Abatement -TK Building	\$92,608			\$92,608	\$86,051
51401	Illinois Central	Asbestos Removal/SW Adams	\$143,750			\$143,750	
51401	Illinois Central	Boiler insulation Replacement-North Campus	\$105,000			\$105,000	
51401	Illinois Central	Boiler Room Roof Replacement	\$76,790			\$76,790	
51401	Illinois Central	Campus Security System Improvements-Ph I	\$80,000			\$80,000	\$80,000
51401	Illinois Central	Carpet Replacement	\$50,000			\$50,000	\$157,838
51401	Illinois Central	Carpet Replacement	\$170,000			\$170,000	
51401	Illinois Central	Carpet Replacement	\$261,514			\$261,514	
51401	Illinois Central	Chilled Water System Upgrades	\$199,000			\$199,000	
51401	Illinois Central	Chiller Replacement Phase I	\$485,000			\$485,000	\$484,668
51401	Illinois Central	Circle Drive Roadway/Drainage Rehab	\$325,000			\$325,000	\$316,680
51401	Illinois Central	Construct Storage Building	\$78,177			\$78,177	
51401	Illinois Central	Corridors and Classrooms Ceiling Renovations		\$162,500		\$162,500	\$164,453
51401	Illinois Central	Courtyard Sidewalk Replacement-Phase I	\$290,000			\$290,000	
51401	Illinois Central	Drainage Control	\$1,300,000			\$1,300,000	
51401	Illinois Central	Drainage-Roadway Rehab PhaseII	\$191,000			\$191,000	\$190,017
51401	Illinois Central	Elevator Cylinder Repairs	\$87,000			\$87,000	\$85,902
51401	Illinois Central	Elevator Repairs	\$99,200			\$99,200	
51401	Illinois Central	Elevator Upgrades	\$130,815			\$130,815	
51401	Illinois Central	Elevator Upgrades-Phase II	\$139,486			\$139,486	
51401	Illinois Central	EMS Upgrade	\$580,000			\$580,000	\$576,027
51401	Illinois Central	Engine Exhaust System-AIT 253	\$95,000			\$95,000	\$69,750
51401	Illinois Central	Erosion Control	\$76,000			\$76,000	
51401	Illinois Central	Exhaust System-Biology Lab Academic Bldg	\$65,600			\$65,600	
51401	Illinois Central	Exterior Lighting Upgrade	\$120,000			\$120,000	
51401	Illinois Central	Fire Alarm & Security Upgrades	\$729,600			\$729,600	\$707,781
51401	Illinois Central	Fire Alarm Improvements-Phase I North Campus	\$75,000			\$75,000	
51401	Illinois Central	Fire Alarm System Upgrades-Exterior Speakers	\$40,000			\$40,000	
51401	Illinois Central	Fire Damper Replacement	\$475,200			\$475,200	
51401	Illinois Central	Fire Retardant Curtain Replacement	\$62,874			\$62,874	\$61,577
51401	Illinois Central	Fire Sprinkler Upgrades-Arbor Hall	\$212,500			\$212,500	\$161,299
51401	Illinois Central	Floor/Bleacher Repairs	\$265,700			\$265,700	
51401	Illinois Central	HVAC System Modifications -Ph. II	\$150,000			\$150,000	
51401	Illinois Central	HVAC System Modifications-Dirksen Hall	\$150,000			\$150,000	\$301,533
51401	Illinois Central	ICC N. Campus Acquisition	\$5,500,000			\$5,500,000	
51401	Illinois Central	Interior Lighting Improvements		\$329,700		\$329,700	\$288,082
51401	Illinois Central	Intersection improvements-North Campus	\$332,000			\$332,000	\$316,282
51401	Illinois Central	Laboratory Exhaust System Replacement	\$200,000			\$200,000	\$200,000
51401	Illinois Central	Land Lab Facility & Skilled Trades Remodeling	\$719,800			\$719,800	
51401	Illinois Central	Library/Administration Remodeling		\$406,285		\$406,285	
51401	Illinois Central	Life Safety Renovations-TK Building	\$2,039,527			\$2,039,527	
51401	Illinois Central	Lighting & Ceiling Upgrade Ph. II		\$192,000		\$192,000	\$181,161
51401	Illinois Central	Lighting and Ceiling Upgrade		\$270,633		\$270,633	\$248,685
51401	Illinois Central	Lighting Upgrades Lots A & C	\$70,000			\$70,000	\$60,414
51401	Illinois Central	Manufacturing Technology Center		\$16,224,000		\$16,224,000	
51401	Illinois Central	Masonry Wall Repair	\$54,000			\$54,000	\$53,092
51401	Illinois Central	Masonry Wall Repair	\$120,000			\$120,000	\$112,204
51401	Illinois Central	Masonry Wall Repair Phase II	\$135,000			\$135,000	\$133,085
51401	Illinois Central	Metal Panel Curtain Wall	\$90,000			\$90,000	\$86,762
51401	Illinois Central	Nature Court Improvements	\$303,102			\$303,102	\$289,565
51401	Illinois Central	Parking Deck Construction	\$550,000			\$550,000	
51401	Illinois Central	Parking Lot A & B Life Safety	\$320,000			\$320,000	\$320,000
51401	Illinois Central	Parking Lot A Renovation	\$2,563	\$147,437		\$150,000	
51401	Illinois Central	Parking Lot F Renovation		\$103,800		\$103,800	
51401	Illinois Central	Parking Lot -Relocation & Reconstruction	\$943,185			\$943,185	
51401	Illinois Central	Parking Lot Restoration		\$123,400		\$123,400	
51401	Illinois Central	Parking Lots A&B - Phase II	\$1,450,000			\$1,450,000	
51401	Illinois Central	Pedestrian Bridge/ ADA Improvements		\$184,488		\$184,488	
51401	Illinois Central	Phase II Downtown Center	\$2,373,250			\$2,373,250	
51401	Illinois Central	Renovate&Expand Stu. Center	\$4,277,350			\$4,277,350	
51401	Illinois Central	Repair of Bridges	\$97,000			\$97,000	
51401	Illinois Central	Repair of Dirksen Parking Lot	\$2,563	\$147,437		\$150,000	
51401	Illinois Central	Repair Underground Storage Tnk	\$289,670			\$289,670	

Illinois Community College Board
Table V-12
BUDGETED REVENUE FOR COMMUNITY COLLEGE CONSTRUCTION
FOR PROJECTS COMPLETED SINCE JANUARY 1990

DISTRICT	COLLEGE NAME	PROJECT NAME	Budgeted Revenue			APPROVED/FINAL PROJECT COST	FINAL PROJECT COST*
			LOCAL	STATE	FEDERAL		
51401	Illinois Central	Replace Voltage Cable-Phase II	\$97,000			\$97,000	\$95,847
51401	Illinois Central	Roof Rehabilitation	\$140,000			\$140,000	\$122,620
51401	Illinois Central	Roof Repair Gymnasium	\$134,500			\$134,500	
51401	Illinois Central	Roof Replacement Bldg D, ICC-North	\$235,400			\$235,400	\$235,400
51401	Illinois Central	Roof Replacement- Perley Building	\$162,000			\$162,000	\$164,796
51401	Illinois Central	Roof Replacement/Academic Bldg	\$255,000			\$255,000	
51401	Illinois Central	Roof Replacement/Library	\$215,000			\$215,000	\$200,000
51401	Illinois Central	Roof Replacement-Arbor and Elm Hall	\$534,800			\$534,800	\$513,732
51401	Illinois Central	Roof Replacement-Bldg B3-ICC North	\$326,600			\$326,600	\$248,906
51401	Illinois Central	Roof Replacement-Bookstore/Entrance Ctr	\$163,000			\$163,000	\$142,200
51401	Illinois Central	Roof Replacement-Buildings C & B2 ICC North	\$549,960			\$549,960	\$740,369
51401	Illinois Central	Roof Replacement-Lawrence	\$80,000			\$80,000	
51401	Illinois Central	Roof Replacements-Variouse Bldings	\$295,000			\$295,000	\$295,000
51401	Illinois Central	Roof Replacement-SW Adams	\$141,900			\$141,900	\$125,900
51401	Illinois Central	Sanitary Sewer Rehabilitation Ph. I	\$110,000			\$110,000	
51401	Illinois Central	Science Lab Upgrades	\$190,000			\$190,000	\$190,000
51401	Illinois Central	Science Lab Upgrades-Phase II	\$449,370			\$449,370	
51401	Illinois Central	Security System Upgrade	\$230,000			\$230,000	
51401	Illinois Central	Sidewalk Rehabilitation Ph. III	\$350,000			\$350,000	\$300,229
51401	Illinois Central	Sidewalk Replacement		\$123,430		\$123,430	
51401	Illinois Central	Sidewalk Replacement	\$325,000			\$325,000	\$305,630
51401	Illinois Central	Sidewalk Replacement-Phase II Courtyard	\$390,000			\$390,000	
51401	Illinois Central	Site lighting Improvements-ICC North Camous	\$75,000			\$75,000	
51401	Illinois Central	Stair Tower Renovations	\$284,400			\$284,400	
51401	Illinois Central	Upgrade Underground Storage Tk	\$243,410			\$243,410	
51401	Illinois Central	Voltage Cable Replacement	\$151,400			\$151,400	
51401	Illinois Central	Water-Fire Main Relocations	\$234,698			\$234,698	\$180,698
51401	Illinois Central	Window Frame/Panel Repairs	\$65,000			\$65,000	\$57,865
		Subtotal	\$42,970,456	\$18,415,110	\$0	\$61,385,566	\$9,982,743

Illinois Community College Board
Table V-12
BUDGETED REVENUE FOR COMMUNITY COLLEGE CONSTRUCTION
FOR PROJECTS COMPLETED SINCE JANUARY 1990

DISTRICT	COLLEGE NAME	PROJECT NAME	Budgeted Revenue			APPROVED/FINAL PROJECT COST	FINAL PROJECT COST*
			LOCAL	STATE	FEDERAL		
52903	Illinois Eastern	AA/Machine Shop Parking	\$10,000	\$57,400		\$67,400	\$34,097
52901	Illinois Eastern	Acoustical Control/Pool Lighting	\$102,900			\$102,900	\$23,640
52900	Illinois Eastern	ADA Compliance Alterations	\$71,400			\$71,400	
52900	Illinois Eastern	ADA Compliance Work	\$287,400			\$287,400	\$254,480
52900	Illinois Eastern	ADA Districtwide Improvements	\$983	\$157,527		\$158,510	\$154,515
52900	Illinois Eastern	ADA Natatorium Renovations	\$245,000			\$245,000	\$159,121
52903	Illinois Eastern	Agriculture Program Remodeling and Addition	\$240,064			\$240,064	\$162,676
52900	Illinois Eastern	Asbestos Surveys & Abatement	\$529,507			\$529,507	\$423,130
52902	Illinois Eastern	Bleacher Replacement	\$147,600			\$147,600	\$131,369
52900	Illinois Eastern	Bleacher Replacement	\$179,850			\$179,850	\$151,943
52901	Illinois Eastern	Bleacher Replacement -ADA & Code	\$181,500			\$181,500	\$127,601
52901	Illinois Eastern	Carpet Replacement	\$225,060			\$225,060	\$209,085
52903	Illinois Eastern	Ceiling Replacement Science/Theater/Library	\$173,030			\$173,030	\$168,381
52902	Illinois Eastern	Classroom Renovations		\$59,100		\$59,100	\$38,253
52900	Illinois Eastern	Combustible Wall Panel Replacement	\$178,291			\$178,291	\$162,495
52900	Illinois Eastern	Construct Microwave Tower	\$313,191			\$313,191	
52900	Illinois Eastern	Curtain Replacement	\$55,700			\$55,700	\$20,200
52900	Illinois Eastern	District Improvements		\$181,660		\$181,660	\$326,576
52900	Illinois Eastern	Districtwide Improvements	\$10,000	\$212,400		\$222,400	\$234,600
52900	Illinois Eastern	Door & Hardware Accessibility - WVC & FCC	\$149,200			\$149,200	\$69,627
52900	Illinois Eastern	Door Replacements - LTC & WVC	\$33,900			\$33,900	\$35,077
52903	Illinois Eastern	Electrical Renovations	\$284,300			\$284,300	\$183,074
52900	Illinois Eastern	Energy Management Systems Replacement	\$381,200			\$381,200	\$366,335
52900	Illinois Eastern	Environmental Barriers	\$366,300			\$366,300	\$371,348
52900	Illinois Eastern	Exit Door Modif.-Olney Central	\$126,000			\$126,000	\$125,436
52903	Illinois Eastern	Exit Modifications	\$61,700			\$61,700	\$48,181
52904	Illinois Eastern	Exterior Rehab	\$160,400			\$160,400	\$105,217
52901	Illinois Eastern	Exterior Wall and Fascia Renovations	\$542,100			\$542,100	\$546,744
52903	Illinois Eastern	Exterior/Interior Wall Repair	\$86,400			\$86,400	\$33,187
52900	Illinois Eastern	Fire Alarm/Emerg.Lghting Replc	\$382,000			\$382,000	\$245,988
52900	Illinois Eastern	Fire Alarm/Lighting Upgrades at OCC,WVC,& FCC	\$554,180			\$554,180	\$431,662
52901	Illinois Eastern	Floor Drain Pipe Replacement-LTC Crisp Bldg	\$26,600			\$26,600	\$7,688
52900	Illinois Eastern	Floor Tile Replacement	\$48,400			\$48,400	\$46,556
52903	Illinois Eastern	Flooring Replacement	\$105,000			\$105,000	\$38,049
52900	Illinois Eastern	Furnace Replacement-Frontier	\$84,700			\$84,700	\$75,827
52900	Illinois Eastern	FY02 Capital Renewal		\$215,600		\$215,600	\$131,225
52900	Illinois Eastern	Greenhouse Glass Replacement	\$51,400			\$51,400	\$38,960
52903	Illinois Eastern	Gym Floor Replacement		\$88,962		\$88,962	
52901	Illinois Eastern	Gymnasium Floor Replacemnt	\$525,100			\$525,100	\$390,027
52904	Illinois Eastern	HVAC Replacement	\$137,900			\$137,900	\$123,455
52903	Illinois Eastern	HVAC Replacement		\$324,450		\$324,450	
52903	Illinois Eastern	HVAC Replacement - 3 Buildings	\$145,200			\$145,200	\$151,901
52900	Illinois Eastern	HVAC Replacement-3 campuses	\$332,750			\$332,750	
52904	Illinois Eastern	HVAC Replacement-Richard Mason Building	\$453,400			\$453,400	\$450,645
52900	Illinois Eastern	HVAC Replacement-Wabash	\$226,200			\$226,200	
52900	Illinois Eastern	HVAC Supplement & Upgrade	\$593,505			\$593,505	\$518,817
52900	Illinois Eastern	HVAC System-Lincoln Trail	\$398,200			\$398,200	
52900	Illinois Eastern	HVAC Systems Replacement	\$1,636,600			\$1,636,600	\$1,292,083
52900	Illinois Eastern	HVAC System-Wabash Valley	\$312,800			\$312,800	
52902	Illinois Eastern	HVAC Unit Replacements	\$447,700			\$447,700	\$419,831
52900	Illinois Eastern	HVAC Upgrade & Data Center Acoustics	\$39,325			\$39,325	\$35,373
52903	Illinois Eastern	HVAC/Dehumidification Upgrade	\$284,300			\$284,300	\$254,519
52903	Illinois Eastern	Interior Lighting Upgrade-Applied Arts Bld	\$201,300			\$201,300	\$79,275
52904	Illinois Eastern	Land & Building Acquisition in Fairfield	\$300,000			\$300,000	\$300,000
52904	Illinois Eastern	Learning Resource Center		\$1,772,000		\$1,772,000	\$1,680,122
52900	Illinois Eastern	Lighting & Fire Alarm Upgrade	\$154,600			\$154,600	\$148,282
52900	Illinois Eastern	Lighting & Fire Alarm Upgrades	\$69,600			\$69,600	\$44,819
52903	Illinois Eastern	Machine Shop Expansion	\$61,200	\$465,000		\$526,200	\$475,046
52900	Illinois Eastern	Miscellaneous ADA Improvements	\$505,000			\$505,000	\$432,930
52900	Illinois Eastern	Modify Exhaust Hoods	\$118,244			\$118,244	
52901	Illinois Eastern	Natorium Dehumidification and Ventilation	\$272,300			\$272,300	\$265,027
52901	Illinois Eastern	Natorium Structural Corrections	\$183,100			\$183,100	\$186,572
52902	Illinois Eastern	Parking Lot Expansion	\$75,000			\$75,000	
52900	Illinois Eastern	Parking Lot Repairs		\$171,400		\$171,400	
52900	Illinois Eastern	Pool Filter Replacement	\$33,062			\$33,062	
52904	Illinois Eastern	Remodel Workforce Development Center	\$266,300			\$266,300	\$174,895
52901	Illinois Eastern	Renovations-Fiber Optics Lab	\$70,000			\$70,000	\$59,779
52900	Illinois Eastern	Repair Stairways & Elevators	\$121,460			\$121,460	\$99,379
52902	Illinois Eastern	Reroof Stair Enclosures	\$31,838			\$31,838	
52904	Illinois Eastern	Roadway/Parking Safety & Access	\$193,600			\$193,600	\$144,239

Illinois Community College Board
 Table V-12
 BUDGETED REVENUE FOR COMMUNITY COLLEGE CONSTRUCTION
 FOR PROJECTS COMPLETED SINCE JANUARY 1990

DISTRICT	COLLEGE NAME	PROJECT NAME	Budgeted Revenue			APPROVED/FINAL	FINAL
			LOCAL	STATE	FEDERAL	PROJECT COST	PROJECT COST*
52900	Illinois Eastern	Robinson Commercial Building	\$481,960			\$481,960	
52903	Illinois Eastern	Roof Replacement Science Building	\$325,200			\$325,200	\$280,928
52903	Illinois Eastern	Roof Replacement, Main Hall	\$131,800			\$131,800	\$121,260
52900	Illinois Eastern	Roof Replacement-LTC Gym	\$267,900			\$267,900	\$230,973
52900	Illinois Eastern	Roof Replacements	\$128,400			\$128,400	\$57,670
52900	Illinois Eastern	Roof Replacements/Repair	\$727,000			\$727,000	\$745,101
52900	Illinois Eastern	Roof Replacements/Repair	\$1,013,755			\$1,013,755	\$857,581
52900	Illinois Eastern	Roofing, Acoustics, Parking Lot, and Walkways	\$10,000	\$90,500		\$100,500	\$79,383
52902	Illinois Eastern	Rooftop Units-Wattlw.Hall/Gym	\$779,300			\$779,300	\$697,667
52901	Illinois Eastern	Rooftop Units-Williams Hall	\$363,000			\$363,000	\$324,975
52904	Illinois Eastern	Sanitary Sewer Replacement	\$56,900			\$56,900	\$46,302
52900	Illinois Eastern	Sanitary Sewer-Lincoln Trail	\$45,496			\$45,496	
52900	Illinois Eastern	Sidewalk Replacement/Upgrade	\$88,330			\$88,330	\$78,091
52900	Illinois Eastern	Site Lighting - LTC & WVC	\$261,400			\$261,400	\$196,287
52904	Illinois Eastern	Site Paving and Lighting	\$35,800			\$35,800	\$0
52901	Illinois Eastern	Stage Floor Replacement		\$21,304		\$21,304	
52903	Illinois Eastern	Stage Floor Replacement		\$19,159		\$19,159	
52902	Illinois Eastern	Stage Floor Replacement	\$48,400			\$48,400	\$48,971
52902	Illinois Eastern	Stairway/Lobby Glazing-Wattleworth & Theatre	\$144,000			\$144,000	\$98,749
52903	Illinois Eastern	Storm Drain- Applied Arts Building	\$72,600			\$72,600	\$42,014
52900	Illinois Eastern	Storm Sewer Waterway Repairs	\$56,856			\$56,856	
52900	Illinois Eastern	Student Services Area Remodel		\$260,000		\$260,000	
52900	Illinois Eastern	Tool & Die Shop Code Modif.	\$141,546			\$141,546	
52900	Illinois Eastern	Tuckpoint Exterior Walls	\$37,200			\$37,200	\$26,096
52900	Illinois Eastern	Underground Storage Tank Remov	\$150,000			\$150,000	
52904	Illinois Eastern	Various Capital Improvements		\$57,000		\$57,000	\$36,340
		Subtotal	\$19,951,683	\$4,153,462	\$0	\$24,105,145	\$17,377,747

Illinois Community College Board
Table V-12
BUDGETED REVENUE FOR COMMUNITY COLLEGE CONSTRUCTION
FOR PROJECTS COMPLETED SINCE JANUARY 1990

DISTRICT	COLLEGE NAME	PROJECT NAME	Budgeted Revenue			APPROVED/FINAL PROJECT COST	FINAL PROJECT COST*
			LOCAL	STATE	FEDERAL		
51301	Illinois Valley	Access.Sidewalks & Drainage Improvements-E.C.	\$125,000			\$125,000	
51301	Illinois Valley	Accessibility Project-Add Elevator in Gym	\$312,000			\$312,000	
51301	Illinois Valley	ADA Bookstore/Cashier Area Improvements	\$77,245			\$77,245	
51301	Illinois Valley	ADA Modifications	\$180,600			\$180,600	
51301	Illinois Valley	ADA Modifications	\$150,120			\$150,120	
51301	Illinois Valley	ADA Phase III	\$220,200			\$220,200	
51301	Illinois Valley	ADA Signage Compliance	\$30,000			\$30,000	
51301	Illinois Valley	ADA Structural Changes-3rd Floor Connections	\$1,171,146			\$1,171,146	\$1,196,612
51301	Illinois Valley	ADA-Lecture Hall,Music Room,FP Lounge, Aud.		\$91,265		\$91,265	
51301	Illinois Valley	Air Handler/Duct Upgrades-D & E	\$167,786			\$167,786	\$160,287
51301	Illinois Valley	Air Moisture Infiltration Phase III-Blding A	\$200,000			\$200,000	
51301	Illinois Valley	Air Moisture Infiltration-Building B- Ph.IV	\$254,220			\$254,220	\$154,162
51301	Illinois Valley	Air, Moisture, Infiltration/Phase V	\$250,000			\$250,000	\$248,033
51301	Illinois Valley	Air/Moisture Infiltration	\$180,000			\$180,000	\$101,235
51301	Illinois Valley	Air/Moisture Infiltration Ph.VI	\$312,617			\$312,617	\$299,117
51301	Illinois Valley	Air/Moisture Infiltration PhII	\$173,954			\$173,954	\$166,587
51301	Illinois Valley	Asbestos Abatement	\$115,800			\$115,800	
51301	Illinois Valley	Asbestos Abatement	\$125,890			\$125,890	
51301	Illinois Valley	Asbestos Abatement - Building C		\$6,000,000		\$6,000,000	\$4,142,596
51301	Illinois Valley	Asbestos Abatement A-301	\$111,200			\$111,200	
51301	Illinois Valley	Asbestos Abatement Bldg. G	\$145,200			\$145,200	
51301	Illinois Valley	Asbestos Removal-Science Fume	\$40,800			\$40,800	
51301	Illinois Valley	Asbestos Removal-Water Tanks	\$120,000			\$120,000	
51301	Illinois Valley	Boiler and Pump Replacement - Blding E	\$215,500			\$215,500	\$214,597
51301	Illinois Valley	Boiler C Repairs	\$28,220			\$28,220	
51301	Illinois Valley	Boiler Flue Stacks Replacement	\$38,958			\$38,958	\$29,646
51301	Illinois Valley	Boiler Piping Modifications	\$180,000			\$180,000	\$171,138
51301	Illinois Valley	Boiler Repairs	\$27,427			\$27,427	
51301	Illinois Valley	Campus Wide Security/Surveillance System	\$359,170			\$359,170	
51301	Illinois Valley	Ceiling & Light Replacement: Bldings D & E	\$136,130			\$136,130	\$135,654
51301	Illinois Valley	Ceiling, Lighting Replace & wiring mod ph. 3	\$420,749			\$420,749	\$316,156
51301	Illinois Valley	Central Exhaust System for Welding Shop	\$75,000			\$75,000	
51301	Illinois Valley	College Emergency Warning System	\$325,000			\$325,000	
51301	Illinois Valley	College Emergency Warning System Ph. II	\$250,000			\$250,000	
51301	Illinois Valley	Compressor Chiller Replacements (Bldings A-E)	\$471,225			\$471,225	
51301	Illinois Valley	Control Systems Upgrade	\$220,000			\$220,000	\$211,250
51301	Illinois Valley	Cooling System Retrofit	\$923,500			\$923,500	
51301	Illinois Valley	Courtyard & Extrior Wall mount light replace	\$68,100			\$68,100	\$62,521
51301	Illinois Valley	Electrical Infrastr. Repairs	\$78,000			\$78,000	\$77,059
51301	Illinois Valley	Elevator Installations at Bldings A & E	\$180,000			\$180,000	\$184,127
51301	Illinois Valley	Emergency Generator Switchgear	\$110,000			\$110,000	\$108,661
51301	Illinois Valley	Energy Audit and Survey	\$29,400			\$29,400	
51301	Illinois Valley	Energy Conservation/Retrofit	\$257,000			\$257,000	
51301	Illinois Valley	Energy Mgmt.System Upgrade	\$125,000			\$125,000	\$119,353
51301	Illinois Valley	Erosion Control (S.W. Slope)	\$172,248			\$172,248	
51301	Illinois Valley	Exhaust Fans/Art Room	\$5,036	\$14,384		\$19,420	
51301	Illinois Valley	Exterior ADA Compliance	\$325,000			\$325,000	\$231,571
51301	Illinois Valley	Fire Door Upgrade-Lower level corridors	\$89,572			\$89,572	\$77,304
51301	Illinois Valley	Fluorescent Lighting Modific.	\$119,400			\$119,400	
51301	Illinois Valley	Hazardous Walk Replacement	\$40,780	\$45,816		\$86,596	
51301	Illinois Valley	HVAC Air System- Bldings A,B,C	\$4,723,714			\$4,723,714	
51301	Illinois Valley	HVAC Rework for Bldgs A,B,C	\$325,000			\$325,000	
51301	Illinois Valley	HVAC Upgrade-Computer Room	\$50,000			\$50,000	\$56,488
51301	Illinois Valley	HVAC Upgrades-E.Campus	\$100,000			\$100,000	
51301	Illinois Valley	Indoor Air Quality Project	\$30,000			\$30,000	
51301	Illinois Valley	Light & Pole Replacement (street side)	\$180,000			\$180,000	\$140,453
51301	Illinois Valley	Lighting and Motion Sensors	\$66,097			\$66,097	\$65,287
51301	Illinois Valley	Maintenance Room Ventilation		\$18,800		\$18,800	
51301	Illinois Valley	Modify Elevators	\$121,211			\$121,211	
51301	Illinois Valley	Partial Ceiling Repalcement	\$96,604			\$96,604	
51301	Illinois Valley	Plumbing Code Compliance	\$30,250			\$30,250	
51301	Illinois Valley	Preheat & Cooling Coils Replacements (A-G)	\$155,200			\$155,200	\$147,303
51301	Illinois Valley	Remodeling for Lab and Classroom Space	\$325,000			\$325,000	\$412,659
51301	Illinois Valley	Repair Parking Lot #5	\$24,522	\$63,420		\$87,942	
51301	Illinois Valley	Repair Parking Lots		\$44,620		\$44,620	
51301	Illinois Valley	Repave Parking Lot # 1		\$203,400		\$203,400	
51301	Illinois Valley	Replace Display Cases	\$148,151			\$148,151	\$96,337
51301	Illinois Valley	Replace Heating Units-Welding & Auto Shop	\$43,000			\$43,000	\$41,858
51301	Illinois Valley	Replace of all A/C for Gym & Cultural Center	\$140,000			\$140,000	\$136,061
51301	Illinois Valley	Replacement of Kewanee & Iron Fireman Boilers	\$435,000			\$435,000	\$433,146
51301	Illinois Valley	Reroofing Auto Ag Facility	\$130,725			\$130,725	

Illinois Community College Board
 Table V-12
 BUDGETED REVENUE FOR COMMUNITY COLLEGE CONSTRUCTION
 FOR PROJECTS COMPLETED SINCE JANUARY 1990

DISTRICT	COLLEGE NAME	PROJECT NAME	Budgeted Revenue			APPROVED/FINAL	FINAL
			LOCAL	STATE	FEDERAL	PROJECT COST	PROJECT COST*
51301	Illinois Valley	Roadway & Parking Lot		\$64,136		\$64,136	
51301	Illinois Valley	Roof Replacement	\$220,000			\$220,000	
51301	Illinois Valley	Roof Replacement	\$51,450			\$51,450	
51301	Illinois Valley	Roof Replacement Gym	\$30,142			\$30,142	
51301	Illinois Valley	Roof Replacements Bldings A,B,C,D,E,G	\$690,507			\$690,507	\$672,886
51301	Illinois Valley	Roof Replacements on Bldings 6 & 12	\$30,000			\$30,000	
51301	Illinois Valley	Roofing Replacement	\$659,770			\$659,770	
51301	Illinois Valley	Security Lighting	\$158,970			\$158,970	
51301	Illinois Valley	Security Lighting-Ph. II	\$160,320			\$160,320	
51301	Illinois Valley	Security Upgrade (Card Readers & Cameras)	\$218,000			\$218,000	
51301	Illinois Valley	Sewer Line Hookup	\$84,000			\$84,000	
51301	Illinois Valley	Sidewalk Replacement		\$47,300		\$47,300	
51301	Illinois Valley	Sidewalk Replacement Ph II		\$60,200		\$60,200	
51301	Illinois Valley	Sidewalk Replacements	\$286,318			\$286,318	
51301	Illinois Valley	Stage Curtain & Lighting Replacement	\$236,950			\$236,950	\$226,179
51301	Illinois Valley	Stairwell Doors & Hardware replacement	\$335,565			\$335,565	\$287,077
51301	Illinois Valley	Water Pipe Replacement	\$220,000			\$220,000	
51301	Illinois Valley	Water Suppression Line Repair-Blding G	\$60,000			\$60,000	\$45,615
51301	Illinois Valley	Wiring Modif. & Fire Damper-Bldings D/E- Ph I	\$132,000			\$132,000	\$107,695
		Subtotal	\$20,432,659	\$6,653,341	\$0	\$27,086,000	\$11,276,711

Illinois Community College Board
Table V-12
BUDGETED REVENUE FOR COMMUNITY COLLEGE CONSTRUCTION
FOR PROJECTS COMPLETED SINCE JANUARY 1990

DISTRICT	COLLEGE NAME	PROJECT NAME	Budgeted Revenue			APPROVED/FINAL PROJECT COST	FINAL PROJECT COST*
			LOCAL	STATE	FEDERAL		
52501	Joliet	ADA Compliance	\$287,980			\$287,980	
52501	Joliet	ADA Related Project Improvements		\$169,617		\$169,617	\$169,617
52501	Joliet	Air Quality Improvement		\$162,890		\$162,890	\$150,959
52501	Joliet	Bldg. D Roof Replacement		\$98,222		\$98,222	
52501	Joliet	Bleachers/Gym Floor Repairs	\$111,345			\$111,345	
52501	Joliet	Business/Tech Center	\$2,450,291	\$6,992,509		\$9,442,800	
52501	Joliet	C-G Concourse Renovation		\$227,900		\$227,900	\$213,834
52501	Joliet	Child Care Remodeling and Rehabilitation		\$110,800		\$110,800	\$99,102
52501	Joliet	City Center Buildings & Land Ownership	\$1	\$0		\$10	\$10
52501	Joliet	City Center Campus Parking Lot Acquisition	\$42,000			\$42,000	\$40,987
52501	Joliet	City Center Wall Waterproofing	\$216,990			\$216,990	\$213,834
52501	Joliet	Cooling Tower Replacements	\$372,219			\$372,219	\$458,675
52501	Joliet	Electrical Sys Renov CC Campus	\$238,454			\$238,454	
52501	Joliet	Elevator Modernization -Bldings A,B & J		\$416,220		\$416,220	\$360,262
52501	Joliet	Emergency Warning System Upgr	\$27,000			\$27,000	
52501	Joliet	Entrance Ramp Replacement -J Building	\$600,000			\$600,000	\$393,713
52501	Joliet	Exterior Glazing Repair	\$296,030			\$296,030	
52501	Joliet	Exterior Moisture Repairs	\$521,000			\$521,000	
52501	Joliet	Exterior Wall Deterioration Repairs	\$180,000			\$180,000	\$142,752
52501	Joliet	Fire Alarm Replacement	\$625,000			\$625,000	\$607,816
52501	Joliet	Fire Alarm System Phase II	\$340,777			\$340,777	\$340,740
52501	Joliet	HVAC Upgrades	\$693,895			\$693,895	
52501	Joliet	Install Cogeneration System	\$949,000			\$949,000	
52501	Joliet	Install Fire Alarm System	\$75,500			\$75,500	
52501	Joliet	Land Acquis for parking at 269 N. Chicago	\$285,000			\$285,000	\$285,000
52501	Joliet	Lighting Improvements	\$285,000			\$285,000	
52501	Joliet	North Campus Site	\$4,665,650			\$4,665,650	
52501	Joliet	Parking Lot and Roadway Repair	\$21,067	\$121,073		\$142,140	
52501	Joliet	Parking Lot Lighting Upgrade	\$95,900			\$95,900	\$85,731
52501	Joliet	Parking Lot Restoration		\$210,061		\$210,061	
52501	Joliet	Parking Site Acquis -265 N Ottawa St (CC)	\$136,500			\$136,500	\$136,000
52501	Joliet	Parking Site Acquis-255 N. Chicago St (CC)	\$208,500			\$208,500	\$209,099
52501	Joliet	Renovate Water Heating System	\$408,968			\$408,968	
52501	Joliet	Repair and Covering Auto Shop Floor	\$130,000			\$130,000	\$64,532
52501	Joliet	Repair Parking Lots		\$132,108		\$132,108	
52501	Joliet	Repair Sanitary Sewer System	\$328,500			\$328,500	\$242,816
52501	Joliet	Restroom Accessibility Project	\$45,720			\$45,720	
52501	Joliet	Roadway Lighting Renovations	\$309,000			\$309,000	\$281,000
52501	Joliet	Roof Repairs/Replacements-Ph. II -Main Campus	\$600,000			\$600,000	\$474,132
52501	Joliet	Roof Replacemen Building J	\$657,000			\$657,000	\$403,300
52501	Joliet	Roof Replacement	\$363,075			\$363,075	
52501	Joliet	Roof Replacement Bldg G	\$145,200			\$145,200	
52501	Joliet	Roof Replacement Bldg H	\$130,000			\$130,000	\$131,093
52501	Joliet	Roof Replacement Bldgs A,B,C	\$285,000			\$285,000	
52501	Joliet	Roof Replacement CC Hi-Rise	\$110,640			\$110,640	
52501	Joliet	Roof Replacements Phase I - Main Campus	\$600,000			\$600,000	\$569,208
52501	Joliet	Student Activities Center	\$338,000			\$338,000	\$338,000
52501	Joliet	Theater Remodeling and Rehabilitation		\$183,490		\$183,490	\$179,090
52501	Joliet	Unit Ventilators Replacement in Building K	\$200,000			\$200,000	
52501	Joliet	Upgrade Electrical Distr Sys	\$96,630			\$96,630	\$87,312
52501	Joliet	Vacated Space Renovations	\$73,600	\$220,900		\$294,500	\$268,542
52501	Joliet	Veterinary Tech./Industrial Training Facility	\$2,762,751			\$2,762,751	\$2,777,475
52501	Joliet	Window Repairs & Replacement on Main Campus	\$200,000			\$200,000	\$187,655
		Subtotal	\$21,509,183	\$9,045,790	\$0	\$30,554,982	\$9,912,286
52001	Kankakee	ADA Project	\$11,567	\$92,763		\$104,330	\$101,660
52001	Kankakee	Asbestos Abatement in Building L	\$182,500			\$182,500	\$133,677
52001	Kankakee	Campus Facilities Renov. II		\$64,000		\$64,000	\$63,588
52001	Kankakee	Campus Facilities Renovation	\$174,959	\$170,441		\$345,400	\$103,855
52001	Kankakee	Classroom Addition	\$3,268,500			\$3,268,500	
52001	Kankakee	Retube Boilers		\$39,800		\$39,800	
52001	Kankakee	Roadway Lighting	\$20,865	\$38,100		\$58,965	
52001	Kankakee	Technology Building Roofing Project		\$187,000		\$187,000	\$306,546
52001	Kankakee	Update Fire Alarm System		\$64,505		\$64,505	
52001	Kankakee	West Campus Renovation	\$158,880	\$51,120		\$210,000	
		Subtotal	\$3,817,271	\$707,729	\$0	\$4,525,000	\$709,326
50101	Kaskaskia	325 South Poplar in Centralia (land & blding)	\$275,000			\$275,000	\$275,861
50101	Kaskaskia	Accessibility-Auditorium & Vo Tech Bldings	\$530,000			\$530,000	\$548,841
50101	Kaskaskia	ADA Accessibility- College Enrollment Center	\$222,841			\$222,841	\$201,751
50101	Kaskaskia	ADA Elevator Improvements	\$44,000			\$44,000	

Illinois Community College Board
Table V-12
BUDGETED REVENUE FOR COMMUNITY COLLEGE CONSTRUCTION
FOR PROJECTS COMPLETED SINCE JANUARY 1990

DISTRICT	COLLEGE NAME	PROJECT NAME	Budgeted Revenue			APPROVED/FINAL PROJECT COST	FINAL PROJECT COST*
			LOCAL	STATE	FEDERAL		
50101	Kaskaskia	ADA Fire Alarm Upgrade	\$246,000			\$246,000	\$203,230
50101	Kaskaskia	ADA Restroom Alterations	\$61,430			\$61,430	
50101	Kaskaskia	ADA Restroom Remodeling	\$110,700			\$110,700	\$70,534
50101	Kaskaskia	ADA Seating Modifications	\$162,140			\$162,140	\$92,839
50101	Kaskaskia	ADA Stair/Balcony/Handrail/Egress Upgrades	\$122,663			\$122,663	
50101	Kaskaskia	ADA-Door Operators	\$39,240			\$39,240	
50101	Kaskaskia	Asbestos Abatement	\$26,800			\$26,800	
50101	Kaskaskia	Auditorium Lighting Upgrade	\$103,400			\$103,400	\$115,045
50101	Kaskaskia	Boiler Repairs		\$88,800		\$88,800	
50101	Kaskaskia	Cafeteria Addition	\$649,191			\$649,191	
50101	Kaskaskia	Cafeteria Renovations	\$529,788			\$529,788	\$471,101
50101	Kaskaskia	Career Center Renovations	\$109,050			\$109,050	\$99,237
50101	Kaskaskia	Chemistry Lab Safety Rehabilitation	\$111,240			\$111,240	\$92,300
50101	Kaskaskia	Commons Lighting	\$181,392			\$181,392	\$99,477
50101	Kaskaskia	Concrete Foot Bridge Repair and Recoat	\$52,245			\$52,245	
50101	Kaskaskia	Drainage & Accessibility -North of Gymnasium	\$70,000			\$70,000	
50101	Kaskaskia	Drainage Improvements -Drive North of Gym	\$95,000			\$95,000	\$93,936
50101	Kaskaskia	East Parking lot Safety Repairs	\$100,000			\$100,000	
50101	Kaskaskia	Fine Arts Addition	\$312,836			\$312,836	\$262,038
50101	Kaskaskia	Fuel Tank Modif.and Drainage Improvements	\$71,600			\$71,600	\$76,260
50101	Kaskaskia	Hazardous Stair Treads/Rails	\$34,505			\$34,505	
50101	Kaskaskia	HVAC Alterations Library	\$85,000			\$85,000	\$53,212
50101	Kaskaskia	Learning Resource Center Renovations		\$772,000		\$772,000	\$702,944
50101	Kaskaskia	Lighting Code Corrections	\$243,500			\$243,500	
50101	Kaskaskia	Mechanical Repairs/Improvements (Campus Wide)	\$1,900,000			\$1,900,000	\$1,529,718
50101	Kaskaskia	Moisture Protection ST Blding	\$81,893			\$81,893	
50101	Kaskaskia	North Entrance Lighting Improvements	\$40,730			\$40,730	\$37,323
50101	Kaskaskia	Parking Lot & Keister Drive Repairs	\$98,966			\$98,966	\$190,078
50101	Kaskaskia	Pedestrian Bridge Repair	\$28,000			\$28,000	
50101	Kaskaskia	Remodeling of 325 S. Poplar in Centralia-IES	\$700,000			\$700,000	\$922,200
50101	Kaskaskia	Renovation Harry Crisp Ctr.	\$620,000			\$620,000	\$568,324
50101	Kaskaskia	Roof Replacement Administration Building	\$159,122			\$159,122	\$60,143
50101	Kaskaskia	Roof Replacement-Science/ Tech/Health/Busn	\$113,986			\$113,986	\$64,268
50101	Kaskaskia	Roof Replacements-Science & Technology Blding	\$82,552			\$82,552	\$69,555
50101	Kaskaskia	Roof Replacement-Variou Bldgs	\$140,000			\$140,000	
50101	Kaskaskia	Roofing Replacement		\$170,228		\$170,228	
50101	Kaskaskia	Safety Lighting/East Parking	\$91,500			\$91,500	\$64,943
50101	Kaskaskia	Security/ADA Access Upgrades	\$289,000			\$289,000	\$194,976
50101	Kaskaskia	Sidewalk and Ramp Replacement	\$48,788			\$48,788	
50101	Kaskaskia	Sidewalk Repairs and Entry Plaza Pavers	\$180,480			\$180,480	
50101	Kaskaskia	Technology Blding Addition	\$661,807			\$661,807	\$472,535
50101	Kaskaskia	Unit Ventilator Replacement in Library Blding	\$262,051			\$262,051	\$243,580
50101	Kaskaskia	West Parking Lot Lighting Upgrade (Safety)	\$104,200			\$104,200	\$60,812
		Subtotal	\$10,192,636	\$1,031,028	\$0	\$11,223,664	\$7,937,060

Illinois Community College Board
Table V-12
BUDGETED REVENUE FOR COMMUNITY COLLEGE CONSTRUCTION
FOR PROJECTS COMPLETED SINCE JANUARY 1990

DISTRICT	COLLEGE NAME	PROJECT NAME	Budgeted Revenue			APPROVED/FINAL PROJECT COST	FINAL PROJECT COST*
			LOCAL	STATE	FEDERAL		
52301	Kishwaukee	ADA Walk & Egress Repairs	\$65,119			\$65,119	
52301	Kishwaukee	Building Integrity Upgrade	\$34,026			\$34,026	\$13,516
52301	Kishwaukee	Campus Building Addition/Remodeling	\$20,557,370			\$20,557,370	\$22,142,875
52301	Kishwaukee	Campus Safety and ADA Upgrades	\$296,967			\$296,967	\$250,545
52301	Kishwaukee	Construction Defects		\$125,000		\$125,000	
52301	Kishwaukee	Cooling Tower Repairs	\$170,130			\$170,130	
52301	Kishwaukee	Drainage Improvements	\$52,650			\$52,650	\$22,287
52301	Kishwaukee	Emergency Pump Repair	\$40,000			\$40,000	\$0
52301	Kishwaukee	Greenhouse Addition	\$31,500			\$31,500	
52301	Kishwaukee	Hazardous Drive Repair	\$180,616			\$180,616	
52301	Kishwaukee	LRC HVAC System	\$133,780			\$133,780	\$119,803
52301	Kishwaukee	Parking Lot Addition	\$168,000	\$506,000		\$674,000	\$674,000
52301	Kishwaukee	Phase IV Addition and Const.	\$9,989,400			\$9,989,400	
52301	Kishwaukee	Physical Ed Facility Code Comp	\$148,879			\$148,879	
52301	Kishwaukee	RAMP, Restrooms, & Chairlift Upgrades/Mods.		\$88,254		\$88,254	\$88,254
52301	Kishwaukee	Repair Bleachers		\$13,200		\$13,200	
52301	Kishwaukee	Repair Roof Boiler Room		\$15,000		\$15,000	
52301	Kishwaukee	Resurface Tennis Courts		\$32,000		\$32,000	
52301	Kishwaukee	Resurfacing of South Lot		\$179,835		\$179,835	
52301	Kishwaukee	Roof Replacement	\$382,005			\$382,005	
52301	Kishwaukee	Roof Replacement-NB	\$129,470			\$129,470	\$79,333
52301	Kishwaukee	Structural Integrity & ADA	\$245,490			\$245,490	
52301	Kishwaukee	Water Penetration	\$279,197			\$279,197	
52301	Kishwaukee	Wellhouse Code Corrections	\$47,425			\$47,425	
		Subtotal	\$32,952,024	\$959,289	\$0	\$33,911,313	\$23,390,613
53201	Lake County	AC Epmt-Information Systems	\$74,800			\$74,800	
53201	Lake County	Access Road & Parking		\$212,422		\$212,422	
53201	Lake County	Accessible Entrances	\$30,900			\$30,900	
53201	Lake County	ADA accessibility Projects		\$205,509		\$205,509	\$249,660
53201	Lake County	ADA Compliance	\$345,000			\$345,000	
53201	Lake County	ADA Improvements - SLEC	\$174,990			\$174,990	\$174,990
53201	Lake County	ADA Renovations	\$273,500			\$273,500	\$261,043
53201	Lake County	ADA Restroom Renovations	\$61,176			\$61,176	\$61,176
53201	Lake County	ADA Toilet Room Accessibility	\$238,080			\$238,080	\$249,033
53201	Lake County	Chiller Conversion	\$103,200			\$103,200	\$85,065
53201	Lake County	Chiller Replacement - C Wing	\$250,000			\$250,000	\$212,407
53201	Lake County	Circuit Breaker Panels Replacement	\$180,000			\$180,000	\$212,407
53201	Lake County	Drainage Repairs	\$332,000			\$332,000	
53201	Lake County	Electrical Modifications	\$26,700			\$26,700	
53201	Lake County	Employment and Training Center	\$2,767,720			\$2,767,720	\$2,530,032
53201	Lake County	Energy Efficient Lighting	\$25,500			\$25,500	\$27,563
53201	Lake County	Entrance Modifications- Southlake Campus	\$68,500			\$68,500	\$3,266
53201	Lake County	Fire Alarm & System Auto.	\$686,600			\$686,600	
53201	Lake County	Fire Suppression/Exhaust Syst/Lancers Kitchen	\$39,000			\$39,000	\$40,290
53201	Lake County	Fume Hood Reinstallation	\$114,000			\$114,000	
53201	Lake County	Generator/UPS Electrical Upgrades	\$230,400			\$230,400	\$174,995
53201	Lake County	Greenhouse Roof Replacement /Repairs	\$40,000			\$40,000	\$38,941
53201	Lake County	Hazardous Pavement/Drainage	\$264,455			\$264,455	
53201	Lake County	Hazardous Waste Drainage Sys.	\$41,400			\$41,400	\$41,400
53201	Lake County	Heating Control/Lakeshore	\$29,700			\$29,700	
53201	Lake County	Horticulture Building Addition	\$545,757			\$545,757	\$739,080
53201	Lake County	Horticulture Ctr.Roof/Absbesto	\$64,740			\$64,740	
53201	Lake County	Improve Access/Parking Lots	\$178,600	\$79,300		\$257,900	
53201	Lake County	Install Accessible Hardward	\$27,400			\$27,400	
53201	Lake County	Interior/Exterior Lighting PhI	\$300,000			\$300,000	\$395,495
53201	Lake County	Lakeshore Campus Expansion	\$3,250,000			\$3,250,000	
53201	Lake County	Lighting Retrofit Ph. II	\$204,000			\$204,000	\$169,738
53201	Lake County	LRC Atrium Roof Replacement	\$33,540			\$33,540	\$80,670
53201	Lake County	LRC Boiler and Temperature Control Upgrade	\$278,000			\$278,000	\$182,058
53201	Lake County	LRC Roof Replacement	\$450,560			\$450,560	
53201	Lake County	Maintenance & Warehouse Blding	\$698,586			\$698,586	\$940,648
53201	Lake County	Mechanical Unit Repairs	\$162,000			\$162,000	
53201	Lake County	Multi-Purpose/Ventilation	\$321,000			\$321,000	
53201	Lake County	Parking Lot # 2 Improvements		\$246,000		\$246,000	
53201	Lake County	Parking Lot #4 Pavement Repairs		\$684,020		\$684,020	\$584,638
53201	Lake County	Parking Lot Renovation	\$20,080	\$107,820		\$127,900	
53201	Lake County	Performing Arts Center	\$9,725,000			\$9,725,000	\$13,341,362
53201	Lake County	Perimeter Interior Walls	\$83,460			\$83,460	
53201	Lake County	Remodel Chemistry Lab	\$59,400			\$59,400	

Illinois Community College Board
 Table V-12
 BUDGETED REVENUE FOR COMMUNITY COLLEGE CONSTRUCTION
 FOR PROJECTS COMPLETED SINCE JANUARY 1990

DISTRICT	COLLEGE NAME	PROJECT NAME	Budgeted Revenue			APPROVED/FINAL	FINAL
			LOCAL	STATE	FEDERAL	PROJECT COST	PROJECT COST*
53201	Lake County	Repair Exhaust Systems	\$82,000			\$82,000	
53201	Lake County	Repave Parking Lot 7		\$106,211		\$106,211	
53201	Lake County	Replace Fuel Storage Tanks	\$27,540			\$27,540	
53201	Lake County	Replacement Wiring	\$130,700			\$130,700	
53201	Lake County	Reroof Lake Shore Campus	\$166,300			\$166,300	
53201	Lake County	Roadway Drainage Improvements	\$445,480			\$445,480	\$457,998
53201	Lake County	Roadway Drainage Improvements - Ph III	\$72,000			\$72,000	\$72,066
53201	Lake County	Roadway Drainage Improvements Ph. II	\$269,600			\$269,600	\$277,176
53201	Lake County	Sidewalk Repairs	\$67,700			\$67,700	
53201	Lake County	South Campus Site Land	\$7,090,000			\$7,090,000	\$7,057,554
53201	Lake County	Southlake Educ.Ctr. Alteration	\$74,000	\$250,000		\$324,000	\$287,059
53201	Lake County	Technology Building-Planning		\$3,483,000		\$3,483,000	\$3,041,287
53201	Lake County	Telephone/Fire Alarm Upgrade	\$250,500			\$250,500	\$116,960
53201	Lake County	Tuckpointing and Sealant Repair - A/B Wings	\$156,000			\$156,000	\$131,768
53201	Lake County	Waterproof Underground Vault-North Side	\$127,440			\$127,440	\$93,583
53201	Lake County	Waterproofing (west side) Lake Shore South	\$72,000			\$72,000	\$0
53201	Lake County	Waterproofing A/B Penthouse Wings	\$170,000			\$170,000	\$101,997
53201	Lake County	Waukegan Univ Ctr. Acquis/Remodeling	\$3,250,000			\$3,250,000	\$3,865,206
53201	Lake County	Window Retrofits A/B Wings	\$174,000			\$174,000	\$173,174
		Subtotal	\$35,425,004	\$5,374,282	\$0	\$40,799,286	\$36,471,784

Illinois Community College Board
Table V-12
BUDGETED REVENUE FOR COMMUNITY COLLEGE CONSTRUCTION
FOR PROJECTS COMPLETED SINCE JANUARY 1990

DISTRICT	COLLEGE NAME	PROJECT NAME	Budgeted Revenue			APPROVED/FINAL PROJECT COST	FINAL PROJECT COST*
			LOCAL	STATE	FEDERAL		
51701	Lake Land	Absorption Chiller Replacement	\$288,000			\$288,000	\$267,721
51701	Lake Land	Absorption Chiller Replacement	\$312,000			\$312,000	\$233,141
51701	Lake Land	Accessibility/Infrastructure to Field House	\$643,550			\$643,550	\$637,055
51701	Lake Land	Accessible Restroom Renovation	\$330,000			\$330,000	\$355,500
51701	Lake Land	ADA Accessible Study Areas	\$54,000			\$54,000	
51701	Lake Land	ADA Modifications	\$34,500			\$34,500	
51701	Lake Land	ADA Modifications-Locks-Walks	\$150,000			\$150,000	
51701	Lake Land	ADA Restroom	\$300,000			\$300,000	
51701	Lake Land	ADA Restrooms	\$50,000			\$50,000	
51701	Lake Land	ADA Signage	\$65,000			\$65,000	
51701	Lake Land	ADA Washroom Improvements #45 & #46	\$3,940	\$94,421		\$98,361	\$85,885
51701	Lake Land	ADA/Restroom Modification	\$359,000			\$359,000	
51701	Lake Land	Agricultural Tech Bldg	\$255,000			\$255,000	
51701	Lake Land	Asbestos Encapsulation	\$426,983			\$426,983	
51701	Lake Land	Asbestos Encapsulation - Field House	\$58,595			\$58,595	\$66,765
51701	Lake Land	Asbestos Survey	\$58,500			\$58,500	
51701	Lake Land	Boiler Replacement	\$415,433			\$415,433	\$457,755
51701	Lake Land	Brick Safety Enclosure	\$66,000			\$66,000	\$91,139
51701	Lake Land	Campus Roadway Renovaton		\$65,916		\$65,916	
51701	Lake Land	Campus Security Access	\$84,000			\$84,000	\$247,993
51701	Lake Land	Center for High Ed & Tech.	\$751,600	\$1,348,400		\$2,100,000	
51701	Lake Land	Chiller Renovation	\$88,000			\$88,000	
51701	Lake Land	Classroom (4) Tiered Seating Renovation		\$129,200		\$129,200	
51701	Lake Land	Classroom/Administration Bldg	\$1,778,900	\$5,336,800		\$7,115,700	
51701	Lake Land	College Theater ADA Renovations	\$72,000			\$72,000	
51701	Lake Land	Cooling Tower Repairs	\$63,000			\$63,000	
51701	Lake Land	Door Replacements & Automatic Door Openers	\$400,070			\$400,070	\$444,946
51701	Lake Land	Drainage Modif.- N.Entrance & NE/NW Lots	\$210,000			\$210,000	\$275,989
51701	Lake Land	Drainage Repairs	\$300,000			\$300,000	
51701	Lake Land	Drainage, Grading, Roadway Improvements	\$149,098			\$149,098	\$150,987
51701	Lake Land	Electrical Code Corrections	\$289,600			\$289,600	
51701	Lake Land	Electrical Grounding Improvements (Emergency)	\$120,000			\$120,000	\$83,355
51701	Lake Land	Electrical Improvements -Classroom Building	\$493,185			\$493,185	\$496,260
51701	Lake Land	Electrical Lighting Upgrade	\$60,000			\$60,000	\$55,439
51701	Lake Land	Encapsulate Asbestos/Library	\$60,000			\$60,000	\$38,963
51701	Lake Land	Energy Management Systems Replacement	\$180,000			\$180,000	\$73,418
51701	Lake Land	Energy Mgmt Phase II	\$84,764		\$77,762	\$162,526	
51701	Lake Land	Exhaust/Air Conditioning Replacement QC/QA	\$40,000			\$40,000	\$60,877
51701	Lake Land	Exhaust/Ventilation System in Vo-Tech Bldg	\$75,000			\$75,000	\$40,363
51701	Lake Land	Exterior Door Modifications	\$120,000			\$120,000	
51701	Lake Land	Exterior Door Replacements	\$192,000			\$192,000	\$193,892
51701	Lake Land	Exterior Masonry Restoration	\$150,000			\$150,000	\$105,584
51701	Lake Land	Exterior Moisture Protection	\$78,000			\$78,000	
51701	Lake Land	Exterior Security Lighting	\$65,000			\$65,000	
51701	Lake Land	Exterior Wall Repairs on Classroom Penthouse	\$72,600			\$72,600	\$64,014
51701	Lake Land	Fitness Center /Field House Renovation		\$112,500		\$112,500	\$107,792
51701	Lake Land	Gas Line Replacement	\$78,000			\$78,000	\$50,342
51701	Lake Land	Gas Line Replacement and Termite Control	\$170,000			\$170,000	\$181,300
51701	Lake Land	Hazardous Bleacher Repair	\$72,000			\$72,000	
51701	Lake Land	Hazardous Sidewalk Replacement	\$40,000			\$40,000	\$50,296
51701	Lake Land	HVAC Alterations Field House	\$36,000			\$36,000	
51701	Lake Land	HVAC Pipe Replacement/Finishes Rehab- NE Bld	\$460,720			\$460,720	\$460,720
51701	Lake Land	HVAC upgrade & Floor Finishes in Student Ctr.	\$435,000			\$435,000	
51701	Lake Land	Lighting Improvements (3 bldings and parking)	\$230,000			\$230,000	\$195,028
51701	Lake Land	Lighting Renovations-Stud. Adm.,LRC,FH,VoTech	\$85,000			\$85,000	\$109,719
51701	Lake Land	Lighting Upgrades - Bldings(NE,NW,SW)	\$180,000			\$180,000	\$100,929
51701	Lake Land	LRC Indoor Air Quality Improvements	\$60,000			\$60,000	\$124,556
51701	Lake Land	Maintenance Facilities Bldgs (Print & Farm)	\$1,122,260			\$1,122,260	\$1,193,315
51701	Lake Land	Natural Gas Line Replacement	\$52,250			\$52,250	
51701	Lake Land	Natural Gas Piping Replacement	\$68,860			\$68,860	
51701	Lake Land	Noise Level Improvements in HVAC System	\$98,924			\$98,924	\$100,171
51701	Lake Land	Office Area Renovation-Northwest Bldg	\$250,098			\$250,098	\$266,848
51701	Lake Land	Parking Lot Lighting	\$153,000			\$153,000	\$76,921
51701	Lake Land	Pave South Parking Lot	\$6,384	\$98,116		\$104,500	
51701	Lake Land	Pedestrian Way Improvements -Ball Field	\$65,507			\$65,507	\$70,765
51701	Lake Land	Renovate Board Room		\$27,224		\$27,224	
51701	Lake Land	Renovate Classrooms		\$44,651		\$44,651	
51701	Lake Land	Repair of Theater Stage	\$61,000			\$61,000	\$39,909
51701	Lake Land	Replace Deteriorated Sidewalks	\$30,000			\$30,000	
51701	Lake Land	Replace Heat Piping	\$180,000			\$180,000	
51701	Lake Land	Reroof Covered Walkways	\$180,000			\$180,000	

Illinois Community College Board
Table V-12
BUDGETED REVENUE FOR COMMUNITY COLLEGE CONSTRUCTION
FOR PROJECTS COMPLETED SINCE JANUARY 1990

DISTRICT	COLLEGE NAME	PROJECT NAME	Budgeted Revenue			APPROVED/FINAL PROJECT COST	FINAL PROJECT COST*
			LOCAL	STATE	FEDERAL		
51701	Lake Land	Reroof Fieldhouse	\$300,000			\$300,000	
51701	Lake Land	Resurface Parking Lot	\$55,400	\$36,600		\$92,000	
51701	Lake Land	Roadway & Drainage Improvements	\$219,388			\$219,388	\$220,490
51701	Lake Land	Roof Repair Field House	\$101,000			\$101,000	\$104,085
51701	Lake Land	Roof Replacement -SE Classroom Bldg	\$230,000			\$230,000	\$83,693
51701	Lake Land	Roof Replacement/Learning Resource Center	\$175,000			\$175,000	\$121,196
51701	Lake Land	Roof Replacements-Admin & Student Svcs Bldg	\$275,000			\$275,000	\$281,213
51701	Lake Land	Roofing-Northwest Class. Bldg.	\$300,000			\$300,000	
51701	Lake Land	Security Access Road Lighting	\$90,000			\$90,000	\$31,329
51701	Lake Land	Security Lighting Upgrade	\$216,000			\$216,000	
51701	Lake Land	Sidewalk Improvements	\$195,000			\$195,000	\$146,239
51701	Lake Land	Sidewalk Repair & Lighting	\$94,000			\$94,000	
51701	Lake Land	Sidewalk Replacement	\$30,000			\$30,000	\$33,160
51701	Lake Land	Sidewalk Replacements	\$64,630			\$64,630	\$73,977
51701	Lake Land	Sidewalk Replacements	\$30,000			\$30,000	
51701	Lake Land	Stage Backdrop Replacement	\$60,000			\$60,000	
51701	Lake Land	Student Center Adm Offices Renovation		\$278,000		\$278,000	
51701	Lake Land	Technology Building Phase I	\$997,000	\$2,992,000		\$3,989,000	\$4,352,902
51701	Lake Land	Termite Treatment - NE Classroom Building	\$100,000			\$100,000	
51701	Lake Land	Theater Renovations	\$140,300	\$175,700		\$316,000	
51701	Lake Land	Tile Replacement/Drainage Ctrl	\$300,000			\$300,000	\$61,650
51701	Lake Land	Tuckpoint Classroom Buildings	\$36,000			\$36,000	
51701	Lake Land	Upgrade Library Power Sources	\$113,762			\$113,762	\$131,389
51701	Lake Land	Voc-Tech Building Roof Replacement	\$182,000			\$182,000	\$138,020
51701	Lake Land	Water Line to Farm Building	\$45,000			\$45,000	\$46,699
51701	Lake Land	Water Reservoir Renovations	\$135,000			\$135,000	\$138,422
		Subtotal	\$18,446,801	\$10,739,528	\$77,762	\$29,264,091	\$13,620,115
53601	Lewis & Clark	ADA Work/Energy Conservation		\$142,520		\$142,520	
53601	Lewis & Clark	Additional Site Lighting		\$33,275		\$33,275	
53601	Lewis & Clark	Allied Health Lab-Science Bld	\$5,611,000	\$6,000,000		\$11,611,000	\$11,611,000
53601	Lewis & Clark	Allied Health/Math Bldg Ph II	\$3,375,000	\$10,125,000		\$13,500,000	\$9,656,051
53601	Lewis & Clark	Bethalto Remodeling/ Sidewalks Improvements	\$365,165	\$126,095		\$491,260	\$565,596
53601	Lewis & Clark	Campus Improvements		\$194,700		\$194,700	\$194,350
53601	Lewis & Clark	Campus Improvements	\$3,500,000			\$3,500,000	\$3,164,286
53601	Lewis & Clark	Carpeting,Sidewalk,Step,Door,& Misc Replcmnts		\$291,600		\$291,600	\$394,652
53601	Lewis & Clark	Classroom/Multi-Purp. Bldg.	\$812,000	\$2,436,000		\$3,248,000	
53601	Lewis & Clark	Energy Conservation/Code Compliance/Various	\$2,975,000			\$2,975,000	\$2,974,241
53601	Lewis & Clark	Erickson Chiller/Air Distr. System Upgrades		\$204,600		\$204,600	\$174,965
53601	Lewis & Clark	Gilman Hall & Music Bldg.	\$1,685,700	\$881,300		\$2,567,000	\$3,212,360
53601	Lewis & Clark	Install Fire Alarm		\$10,000		\$10,000	
53601	Lewis & Clark	Macoupin County Comm.Educ.Ctr in Carlinville	\$300,000	\$900,000		\$1,200,000	\$1,387,441
53601	Lewis & Clark	Main Complex Renov. Phase II	\$1,000,000			\$1,000,000	
53601	Lewis & Clark	Main Complex Renovation	\$1,000,000			\$1,000,000	
53601	Lewis & Clark	Main Complex Renovation	\$1,000,000	\$3,000,000		\$4,388,700	
53601	Lewis & Clark	Modify Electrical Main Comp.		\$72,831		\$72,831	
53601	Lewis & Clark	Modify Ventilation System		\$32,515		\$32,515	
53601	Lewis & Clark	New Parking Lots	\$267,000			\$267,000	
53601	Lewis & Clark	Property Acquisition --Adjacent to N.O Nelson	\$160,000			\$160,000	\$160,000
53601	Lewis & Clark	Renovation for Reception Area	\$150,000			\$150,000	
53601	Lewis & Clark	Renovation Main Complex-Ph. II	\$931,800			\$931,800	
53601	Lewis & Clark	Repairs Hathaway/Haskell Hall		\$85,420		\$85,420	
53601	Lewis & Clark	Roadway Repairs		\$6,528		\$6,528	
53601	Lewis & Clark	Two Bldgs.-Arts/Cer-Maintenanc	\$350,000			\$350,000	
53601	Lewis & Clark	Various PHS Projects	\$1,500,000			\$1,500,000	\$1,519,532
		Subtotal	\$24,982,665	\$24,542,384	\$0	\$49,913,749	\$35,014,474

Illinois Community College Board
Table V-12
BUDGETED REVENUE FOR COMMUNITY COLLEGE CONSTRUCTION
FOR PROJECTS COMPLETED SINCE JANUARY 1990

DISTRICT	COLLEGE NAME	PROJECT NAME	Budgeted Revenue			APPROVED/FINAL PROJECT COST	FINAL PROJECT COST*
			LOCAL	STATE	FEDERAL		
52601	Lincoln Land	ADA Exterior and Interior Signage		\$100,000		\$100,000	\$100,000
52601	Lincoln Land	ADA Fire Alarm Upgrades	\$76,956			\$76,956	
52601	Lincoln Land	ADA Project Work	\$500,000			\$500,000	\$500,000
52601	Lincoln Land	ADA/Elevator Update	\$21,400			\$21,400	
52601	Lincoln Land	Asbestos Abatement-1st Floor Menard Hall	\$144,110			\$144,110	\$142,243
52601	Lincoln Land	Bleacher- Code Modifications	\$33,700			\$33,700	\$27,627
52601	Lincoln Land	Bleacher Repairs	\$74,719			\$74,719	
52601	Lincoln Land	Boiler Replacements	\$806,600			\$806,600	
52601	Lincoln Land	Cass Gymnasium Remodeling		\$300,000		\$300,000	\$421,787
52601	Lincoln Land	Child Care Center	\$696,000			\$696,000	
52601	Lincoln Land	Chiller Replacements	\$850,000			\$850,000	
52601	Lincoln Land	Classroom Enhancement-Menard		\$159,018		\$159,018	
52601	Lincoln Land	Code Compliance-Child Development Center	\$205,960			\$205,960	\$140,507
52601	Lincoln Land	Condensate Pan Replacements	\$150,000			\$150,000	
52601	Lincoln Land	Control Upgrades-SREC	\$94,537			\$94,537	\$103,555
52601	Lincoln Land	Elevator Cylinder/ Onboard Comm.Sys. Upgrades	\$338,400			\$338,400	\$263,222
52601	Lincoln Land	EREC Welding Lab Ventilation Rehab	\$244,693			\$244,693	\$243,840
52601	Lincoln Land	Exterior Curtain Wall Replacement	\$1,258,259			\$1,258,259	\$1,295,297
52601	Lincoln Land	HVAC Coil Repairs		\$30,000		\$30,000	
52601	Lincoln Land	HVAC Repairs - Logan Hall		\$65,000		\$65,000	
52601	Lincoln Land	Litchfield Arts and Technology Center		\$1,200,000		\$1,200,000	\$1,294,316
52601	Lincoln Land	Logan Hall PHS Structural Improvements	\$1,807,489			\$1,807,489	\$1,807,489
52601	Lincoln Land	Mason Hall PHS Structural Improvements	\$294,050			\$294,050	\$294,050
52601	Lincoln Land	Menard Hall Modernization		\$154,883		\$154,883	
52601	Lincoln Land	Mercury Abatement and Gym Floor Replacement	\$210,600			\$210,600	\$214,217
52601	Lincoln Land	Millenium Center Conference Room Addition	\$313,000	\$939,000		\$1,252,000	\$1,183,014
52601	Lincoln Land	Millennium Center (Rural Educ. & Tech. Ctr)		\$1,500,000		\$1,500,000	\$1,472,774
52601	Lincoln Land	Parking Lot Overlay Phase III	\$2,906	\$63,889		\$66,795	
52601	Lincoln Land	Replacement of Air Handling Unit-gym	\$122,588			\$122,588	\$122,588
52601	Lincoln Land	Resurface Parking Lots	\$90,866			\$90,866	
52601	Lincoln Land	Roof Replacement	\$1,125,000			\$1,125,000	
52601	Lincoln Land	S.Regional Education Center	\$1,518,109			\$1,518,109	
52601	Lincoln Land	Sangamon Hall-Library Asbestos Abatement	\$192,500			\$192,500	\$93,560
52601	Lincoln Land	Sangamon/Menard Hall Renovations	\$675,000			\$675,000	\$675,000
52601	Lincoln Land	Sangamon/Menard Hall Renovations	\$904,200	\$3,777,700		\$4,681,900	\$4,850,437
52601	Lincoln Land	Space Update Remodeling-Menard	\$0	\$339,727		\$339,727	\$339,727
52601	Lincoln Land	Steel Window Replacement	\$890,873			\$890,873	\$850,178
52601	Lincoln Land	Upgrade Showers-Gym	\$248,800			\$248,800	\$255,382
52601	Lincoln Land	Utility Line Capacity		\$57,600		\$57,600	\$63,135
52601	Lincoln Land	W.Regional Education Center	\$250,000			\$250,000	
52601	Lincoln Land	Western Region Education Center Upgrade	\$1,100,000			\$1,100,000	\$1,042,382
		Subtotal	\$15,241,315	\$8,686,817	\$0	\$23,928,132	\$17,796,327
53001	Logan	1997 Health/Life Safety Impr.	\$60,200			\$60,200	
53001	Logan	1999 Life/Health/Safety Work	\$420,000			\$420,000	\$357,670
53001	Logan	2000 Life/Health/Safety Work	\$238,000			\$238,000	\$175,067
53001	Logan	Accessibility Compliance Work- Phase I	\$4,812	\$106,024		\$110,836	\$110,836
53001	Logan	Accessibility Compliance Work- Phase II	\$177,386			\$177,386	\$70,490
53001	Logan	Accessibility Improvements	\$107,000			\$107,000	
53001	Logan	Accessibility Work in O'Neil Auditorium	\$90,800			\$90,800	\$30,854
53001	Logan	Accessibility Work-Auditorium C138	\$118,490			\$118,490	\$69,194
53001	Logan	ADA/Environmental Improve.	\$121,640			\$121,640	
53001	Logan	Air Handler Replacement-Admin Bldg	\$193,800			\$193,800	\$180,698
53001	Logan	Asbestos Abatement & Replacement	\$93,400			\$93,400	\$95,028
53001	Logan	Asbestos Abatement-Cafeteria,Lounge,Corridor	\$111,548			\$111,548	\$71,892
53001	Logan	Auto.Lab Lighting Upgrade & Sidewalk Rehab	\$350,000			\$350,000	\$381,407
53001	Logan	Bleacher Seating Replacement	\$196,000			\$196,000	\$169,540
53001	Logan	Chiller Replacements	\$340,870			\$340,870	
53001	Logan	Chiller Replacements-Boiler Rm	\$285,000			\$285,000	\$188,650
53001	Logan	Classroom Additions	\$4,105,200	\$12,315,900		\$16,421,100	
53001	Logan	Classroom Planning	\$136,500	\$409,400		\$545,900	
53001	Logan	Construct Dugouts	\$23,563			\$23,563	
53001	Logan	DuQuoin Site Acquisition	\$395,000			\$395,000	\$392,194
53001	Logan	Elec. Code Compliance	\$40,000			\$40,000	
53001	Logan	Electrical & Plumbing Revision	\$150,000			\$150,000	\$144,080
53001	Logan	Energy Conservation Measures	\$225,000			\$225,000	
53001	Logan	Exter. Wall Repairs-Phase IV		\$49,529		\$49,529	
53001	Logan	Exterior Repairs		\$50,088		\$50,088	
53001	Logan	Exterior Repairs		\$50,587		\$50,587	
53001	Logan	Fire Alarm System Repair	\$85,305			\$85,305	\$40,458

Illinois Community College Board
Table V-12
BUDGETED REVENUE FOR COMMUNITY COLLEGE CONSTRUCTION
FOR PROJECTS COMPLETED SINCE JANUARY 1990

DISTRICT	COLLEGE NAME	PROJECT NAME	Budgeted Revenue			APPROVED/FINAL PROJECT COST	FINAL PROJECT COST*
			LOCAL	STATE	FEDERAL		
53001	Logan	Floor Tile & Mastic Replacement	\$100,400			\$100,400	\$75,787
53001	Logan	Guardrail Modifications/Replacement	\$119,256			\$119,256	\$119,256
53001	Logan	HVAC Code Compliance	\$145,000			\$145,000	
53001	Logan	Locker Room Addition	\$234,000			\$234,000	
53001	Logan	Main Entrance Road Improvements	\$206,600	\$26,400	\$200,000	\$433,000	\$433,000
53001	Logan	Mechanical and Electrical Upgrade	\$1,167,650			\$1,167,650	\$1,036,290
53001	Logan	Microbiology Lab	\$105,880			\$105,880	
53001	Logan	New Office Building	\$418,100			\$418,100	
53001	Logan	New Parking Lot	\$487,000			\$487,000	
53001	Logan	Office/Classroom Addition	\$475,700			\$475,700	
53001	Logan	Plumbing Upgrades	\$167,779			\$167,779	\$125,763
53001	Logan	Remodeling Project	\$193,800	\$341,600		\$535,400	\$488,037
53001	Logan	Replace Cooling Tower C-125	\$157,300			\$157,300	\$112,736
53001	Logan	Replace Roof/Phase I Bldgs.	\$683,000			\$683,000	
53001	Logan	Roof and Parapet Repairs	\$224,200			\$224,200	\$74,413
53001	Logan	Roof Replacement		\$159,600		\$159,600	
53001	Logan	Roof Replacement - Building D	\$124,073			\$124,073	\$103,150
53001	Logan	Site Lighting-West Parking lot	\$36,300			\$36,300	\$27,634
53001	Logan	Stair Tread and Riser Replacement	\$42,350			\$42,350	\$19,771
53001	Logan	Transformer Replacement	\$96,800			\$96,800	\$63,766
53001	Logan	Transformer Replacements-OFC & Lift Station	\$145,200			\$145,200	\$44,845
53001	Logan	Various PHS Projects	\$615,000			\$615,000	\$508,808
53001	Logan	Workforce/Community Education Facility		\$10,382,000		\$10,382,000	\$10,396,316
		Subtotal	\$14,014,902	\$23,891,128	\$200,000	\$38,106,030	\$16,107,630
52801	McHenry	Blding A Elevator Improvements		\$24,000		\$24,000	\$13,605
52801	McHenry	Carpet Replacement	\$6,485	\$36,015		\$42,500	
52801	McHenry	Classroom/Student Services Building	\$3,181,000	\$8,544,000		\$11,725,000	
52801	McHenry	Computer Room A/C and Control Replacement		\$80,000		\$80,000	\$72,242
52801	McHenry	Fire Science Training Facility	\$253,800			\$253,800	
52801	McHenry	HVAC Repairs & Replacement	\$1,208,400			\$1,208,400	
52801	McHenry	Library Renovations		\$148,000		\$148,000	\$129,400
52801	McHenry	Library/Classroom Addition	\$152,000	\$1,324,000		\$1,476,000	
52801	McHenry	Multi Purp Blding HVAC/Control System		\$121,020		\$121,020	\$60,400
52801	McHenry	Planning Classroom/Student Services Building	\$333,333	\$1,000,000		\$1,333,333	
52801	McHenry	Power Assisted Door Openers		\$64,000		\$64,000	
52801	McHenry	Replace 4 Boiler Units		\$72,000		\$72,000	\$83,300
52801	McHenry	Replace Fascia and Boiler		\$173,850		\$173,850	
52801	McHenry	Resurfacing Parking Lot	\$9,387	\$35,613		\$45,000	
52801	McHenry	Roof Replacement	\$696,056			\$696,056	
52801	McHenry	Shamrock Lane Land & Property Acquisition	\$3,560,000			\$3,560,000	
52801	McHenry	Shamrock Lane Location Remodeling	\$1,340,650			\$1,340,650	
52801	McHenry	Technology Bldg. Phase V	\$7,150,000			\$7,150,000	
		Subtotal	\$17,891,111	\$11,622,498	\$0	\$29,513,609	\$358,947

Illinois Community College Board
Table V-12
BUDGETED REVENUE FOR COMMUNITY COLLEGE CONSTRUCTION
FOR PROJECTS COMPLETED SINCE JANUARY 1990

DISTRICT	COLLEGE NAME	PROJECT NAME	Budgeted Revenue			APPROVED/FINAL PROJECT COST	FINAL PROJECT COST*
			LOCAL	STATE	FEDERAL		
52401	Moraine Valley	Absorption Chiller Replacement	\$650,000			\$650,000	\$659,775
52401	Moraine Valley	Accessible Pathways around Building B	\$148,875			\$148,875	\$120,227
52401	Moraine Valley	ADA Elevator	\$38,500			\$38,500	
52401	Moraine Valley	ADA Entrance Ramps-Bldgs A & B		\$46,476		\$46,476	\$46,477
52401	Moraine Valley	ADA Gym Bleacher Replacement -Blding G	\$177,000			\$177,000	\$146,825
52401	Moraine Valley	ADA Restrooms	\$301,000			\$301,000	
52401	Moraine Valley	ADA Signage	\$102,960			\$102,960	
52401	Moraine Valley	ADA Women's Locker Room	\$119,000			\$119,000	
52401	Moraine Valley	Air Handler Replacement at Building B	\$902,600			\$902,600	\$887,127
52401	Moraine Valley	Air Handler Replacement -Building L	\$812,650			\$812,650	\$807,474
52401	Moraine Valley	Air Handler Replacement in Building A	\$822,390			\$822,390	\$709,448
52401	Moraine Valley	Air Handler Replacement in Building L	\$812,650			\$812,650	\$708,595
52401	Moraine Valley	Campus Code Corrections	\$1,165,972			\$1,165,972	\$808,505
52401	Moraine Valley	Campus Security Phase II	\$453,093			\$453,093	\$247,635
52401	Moraine Valley	Campus Security Phase III	\$186,000			\$186,000	\$176,157
52401	Moraine Valley	Campus Site Lighting	\$1,383,790			\$1,383,790	\$1,032,899
52401	Moraine Valley	CCT Roof Replacement	\$958,000			\$958,000	
52401	Moraine Valley	Classroom/Bookstore Facility	\$1,272,367	\$8,809,200		\$10,081,567	\$10,084,594
52401	Moraine Valley	College Center Reroofing	\$155,000			\$155,000	
52401	Moraine Valley	Computer Center Ventilation	\$150,000			\$150,000	
52401	Moraine Valley	Energy Conservation Window	\$833,000			\$833,000	
52401	Moraine Valley	Entrance Replacement -Building C	\$127,460			\$127,460	\$98,600
52401	Moraine Valley	Expansion Joint Repair-Bldg L	\$134,000			\$134,000	
52401	Moraine Valley	Fire Alarm Replacement	\$391,700			\$391,700	
52401	Moraine Valley	Fire Sprinkler Upgrade- Buildings B & G	\$700,000			\$700,000	\$648,136
52401	Moraine Valley	Gymnasium Floor Replacement	\$246,648			\$246,648	\$239,273
52401	Moraine Valley	High Technology Center	\$6,983,700	\$6,983,700		\$13,967,400	
52401	Moraine Valley	Install Security Camera System	\$357,000			\$357,000	\$345,191
52401	Moraine Valley	Learning Resources Center Remodeling		\$1,105,100		\$1,105,100	\$1,210,356
52401	Moraine Valley	Locker Room (Revised)&T-647	\$485,800			\$485,800	
52401	Moraine Valley	Remodel College Center & Buildings L and T		\$785,400		\$785,400	\$785,313
52401	Moraine Valley	Replace Roofs	\$695,000			\$695,000	
52401	Moraine Valley	Resurface Outdoor Courts	\$71,100			\$71,100	\$57,904
52401	Moraine Valley	Retention Pond Stabilization	\$167,512			\$167,512	\$163,038
52401	Moraine Valley	Roof Replacement/A,B,Cent Plt	\$555,000			\$555,000	
52401	Moraine Valley	Skylight Replacement		\$113,100		\$113,100	
52401	Moraine Valley	South Entry Rehabilitation	\$52,100			\$52,100	
52401	Moraine Valley	Tennis Court Lighting Upgrade	\$102,080			\$102,080	\$84,505
52401	Moraine Valley	Toilet Room Exhaust	\$139,230			\$139,230	\$98,373
52401	Moraine Valley	Ventilation Systems-Ph II-Bldings A & B	\$352,440			\$352,440	\$197,718
52401	Moraine Valley	Walk Replacement	\$207,900	\$113,100		\$321,000	
		Subtotal	\$23,213,517	\$17,956,076	\$0	\$41,169,593	\$20,364,144
52701	Morton	Bldg. B - Classroom Addition		\$272,000		\$272,000	
52701	Morton	Building Envelope Improvements	\$1,000,000			\$1,000,000	
52701	Morton	Building Envelope Repairs	\$214,300	\$3,951,700		\$4,166,000	
52701	Morton	Exterior Sign Restoration		\$68,000		\$68,000	
52701	Morton	Gym Floor Restoration	\$6,644	\$27,456		\$34,100	
52701	Morton	Hot Water/HVAC Renovation		\$45,000		\$45,000	\$58,000
52701	Morton	Land Acquisition	\$600,000			\$600,000	
52701	Morton	LRC - Circ. Desk Renovations		\$45,310		\$45,310	
52701	Morton	Main Entrance/Drive Rehab		\$59,516		\$59,516	
52701	Morton	Roofing/Waterproofing Repairs	\$1,155,824			\$1,155,824	\$696,147
52701	Morton	Seating Restoration		\$35,600		\$35,600	
		Subtotal	\$2,976,768	\$4,504,582	\$0	\$7,481,350	\$754,147
53501	Oakton	ADA Compliance	\$306,050			\$306,050	
53501	Oakton	ADA Restroom Renovations		\$184,904		\$184,904	\$259,892
53501	Oakton	Asbestos Removal/Demolition	\$750,000			\$750,000	
53501	Oakton	Baseball Facility	\$600,000			\$600,000	
53501	Oakton	Career/Student Svcs Remodeling	\$125,000			\$125,000	
53501	Oakton	Construct R. Harstein Campus	\$18,006,000			\$18,006,000	
53501	Oakton	Des Plaines Campus Expansion	\$11,292,900			\$11,292,900	
53501	Oakton	Drainage Repairs	\$35,000			\$35,000	
53501	Oakton	Emergency Warning/Security Camera Upgrade	\$210,000			\$210,000	\$130,290
53501	Oakton	Enhanced 9-1-1 System	\$66,175			\$66,175	\$66,175
53501	Oakton	Fire Alarm System Upgrade	\$211,600			\$211,600	
53501	Oakton	Fire Protection System	\$29,924			\$29,924	
53501	Oakton	Health Services Upgrade	\$79,775			\$79,775	
53501	Oakton	Lavoratory Resoration Phase II		\$371,500		\$371,500	\$311,486

Illinois Community College Board
Table V-12
BUDGETED REVENUE FOR COMMUNITY COLLEGE CONSTRUCTION
FOR PROJECTS COMPLETED SINCE JANUARY 1990

DISTRICT	COLLEGE NAME	PROJECT NAME	Budgeted Revenue			APPROVED/FINAL PROJECT COST	FINAL PROJECT COST*
			LOCAL	STATE	FEDERAL		
53501	Oakton	Lavoratory Restorations -Phase III		\$371,500		\$371,500	\$289,155
53501	Oakton	Library/ISS/ALL Renovations	\$2,750,540			\$2,750,540	
53501	Oakton	Maintenance Bldg. Addition	\$47,750			\$47,750	
53501	Oakton	Parking Lot and Roadway Repair	\$44,062	\$208,438		\$252,500	
53501	Oakton	Parking Lot Improvements-Lincoln Ave	\$375,000			\$375,000	\$340,338
53501	Oakton	Pavement Renovations	\$44,000	\$171,500		\$215,500	
53501	Oakton	Performing Arts Center Expansion/Renovation	\$1,952,528			\$1,952,528	\$2,017,446
53501	Oakton	Phase 4 Roof Replacement	\$88,000	\$360,000		\$448,000	\$383,052
53501	Oakton	Planning for Ray Hartstein Addition	\$130,000	\$392,000		\$522,000	\$522,000
53501	Oakton	Removal Underground Stor. Tnk	\$200,000			\$200,000	
53501	Oakton	Road Replacement-College Drive	\$150,000			\$150,000	\$287,386
53501	Oakton	Sidewalk Replacement-Des Plaines campus	\$40,000			\$40,000	\$37,068
53501	Oakton	Stairwell Security Cameras	\$39,227			\$39,227	
53501	Oakton	Telephone Caller ID System	\$49,900			\$49,900	
		Subtotal	\$37,623,431	\$2,059,842	\$0	\$39,683,273	\$4,644,288
50501	Parkland	A/C Pit Safety Improvement	\$150,000			\$150,000	\$209,500
50501	Parkland	Accessible Walks/Entry Rehab	\$111,000			\$111,000	
50501	Parkland	ADA Door Improvements(Int&Ext)	\$300,000			\$300,000	\$349,000
50501	Parkland	ADA Elevator & Restroom Renov.	\$310,000			\$310,000	\$285,000
50501	Parkland	ADA Handrailings Phase II	\$75,000			\$75,000	\$78,000
50501	Parkland	ADA L-Wing Entrance Renovation	\$170,000			\$170,000	\$178,000
50501	Parkland	Agricultural Greenhouse Addition	\$350,000			\$350,000	
50501	Parkland	Agricultural Technology-Equine Facility	\$970,859	\$350,000		\$1,320,859	\$1,398,300
50501	Parkland	Auto Lab Expansion Ph I	\$250,000			\$250,000	\$242,932
50501	Parkland	Boiler Replacements (in wings B, M, &, X		\$300,000		\$300,000	
50501	Parkland	Campus Computer Safety Monitoring Sys - Ph I	\$80,000			\$80,000	\$72,611
50501	Parkland	Campus Computer Safety Monitoring Sys- Ph III	\$80,000			\$80,000	\$82,500
50501	Parkland	Campus Drainage Improvements-Phase IV	\$1,300,000			\$1,300,000	
50501	Parkland	Chemistry Lab Remodeling	\$550,000			\$550,000	\$657,017
50501	Parkland	Child Care Center		\$1,496,300		\$1,496,300	
50501	Parkland	Classroom Addition-Child Care	\$405,000			\$405,000	
50501	Parkland	Classroom Instructional Support Addition	\$2,118,000	\$11,688,000		\$13,806,000	\$13,806,000
50501	Parkland	Classroom Lighting Ph III	\$400,000			\$400,000	\$189,000
50501	Parkland	Classroom Lighting Retrofit II	\$100,000			\$100,000	\$156,049
50501	Parkland	Condenser Replacement Phase IV	\$1,100,000			\$1,100,000	\$1,093,418
50501	Parkland	Condenser Replacement Phase V	\$1,200,000			\$1,200,000	\$1,070,000
50501	Parkland	Condenser Replacement-Phase II	\$965,000			\$965,000	
50501	Parkland	Door & Hardware Replacement Ph.II	\$150,000			\$150,000	\$169,000
50501	Parkland	Drainage Improvements		\$99,047		\$99,047	
50501	Parkland	Drainage Improvements Ph IV	\$975,000			\$975,000	\$1,090,088
50501	Parkland	Drainage Improvements Phase II	\$800,000			\$800,000	\$647,622
50501	Parkland	Drainage Improvements Phase III	\$1,050,000			\$1,050,000	\$1,021,418
50501	Parkland	Drainage Improvements Phase V	\$1,400,000			\$1,400,000	\$1,380,000
50501	Parkland	Drainage Improvements-Ph.I Parking Lots	\$400,000			\$400,000	\$400,000
50501	Parkland	Drainage Improvements -Phase VI	\$1,650,000			\$1,650,000	\$1,689,487
50501	Parkland	Drainage/Hazardous Entry II	\$200,000			\$200,000	
50501	Parkland	Educational Video Center	\$300,000			\$300,000	
50501	Parkland	Electrical Transformer Relocation/Replacement	\$450,000			\$450,000	\$197,373
50501	Parkland	Exterior Door Upgrade Phase III	\$100,000			\$100,000	\$105,000
50501	Parkland	Exterior Dorr Replacement Phase IV	\$150,000			\$150,000	
50501	Parkland	Exterior Facility Renovation Phase I		\$185,000		\$185,000	\$199,789
50501	Parkland	Hazardous Lighting Replac.	\$555,000			\$555,000	
50501	Parkland	HVAC Replacement Phase III	\$905,000			\$905,000	
50501	Parkland	HVAC-Condenser Replacement	\$725,000			\$725,000	
50501	Parkland	Interior Lighting-Phase V	\$100,000			\$100,000	
50501	Parkland	Lighting Code Corrections	\$300,000			\$300,000	
50501	Parkland	Lighting Code Corrections	\$200,000			\$200,000	
50501	Parkland	Lighting Improvements		\$99,047		\$99,047	
50501	Parkland	Lighting Retrofit-Phase I	\$100,000			\$100,000	
50501	Parkland	Main Entrance Modifications-Bradley Street	\$520,000			\$520,000	\$671,500
50501	Parkland	Masonry Repair/Renovation-Phase I	\$350,000			\$350,000	
50501	Parkland	Natural Gas Line Replacement	\$240,000			\$240,000	
50501	Parkland	Parking & Paving Renovations		\$166,070		\$166,070	
50501	Parkland	Parking Lot Renovations		\$215,600		\$215,600	\$215,078
50501	Parkland	Renovate Vet Tech Facility		\$97,941		\$97,941	
50501	Parkland	Renovations in Buildings E and S		\$490,200		\$490,200	\$490,200
50501	Parkland	Repair Masonry Walls,Gd Rails		\$97,941		\$97,941	
50501	Parkland	Restroom improvements Phase I	\$300,000			\$300,000	
50501	Parkland	Restroom Improvements-Phase II	\$300,000			\$300,000	
50501	Parkland	Roof Replacement	\$400,000			\$400,000	

Illinois Community College Board
 Table V-12
 BUDGETED REVENUE FOR COMMUNITY COLLEGE CONSTRUCTION
 FOR PROJECTS COMPLETED SINCE JANUARY 1990

DISTRICT	COLLEGE NAME	PROJECT NAME	Budgeted Revenue			APPROVED/FINAL	FINAL
			LOCAL	STATE	FEDERAL	PROJECT COST	PROJECT COST*
50501	Parkland	Safety Lighting Upgrade	\$555,000			\$555,000	
50501	Parkland	Second Floor Academic Wing Connection	\$366,000			\$366,000	\$366,000
50501	Parkland	Second Floor Academic Wing Connection Ph II	\$700,000			\$700,000	\$687,318
50501	Parkland	Security Monitoring System Phase II	\$80,000			\$80,000	\$83,500
50501	Parkland	Storage Tank Modifications	\$120,000			\$120,000	\$120,000
50501	Parkland	Theatre Rigging Replacement	\$100,000			\$100,000	\$120,561
		Subtotal	\$25,525,859	\$15,285,146	\$0	\$40,811,005	\$29,521,261

Illinois Community College Board
Table V-12
BUDGETED REVENUE FOR COMMUNITY COLLEGE CONSTRUCTION
FOR PROJECTS COMPLETED SINCE JANUARY 1990

DISTRICT	COLLEGE NAME	PROJECT NAME	Budgeted Revenue			APPROVED/FINAL PROJECT COST	FINAL PROJECT COST*
			LOCAL	STATE	FEDERAL		
51501	Prairie State	Accessible Parking Area	\$27,000			\$27,000	
51501	Prairie State	Accessible Restrooms	\$81,600			\$81,600	
51501	Prairie State	ADA Facilities Compliance	\$2,412,810			\$2,412,810	\$1,312,148
51501	Prairie State	ADA Project		\$114,193		\$114,193	
51501	Prairie State	Admissions&Records Renovation	\$136,457	\$170,143		\$306,600	
51501	Prairie State	Atrium Safety Alterations	\$98,400			\$98,400	
51501	Prairie State	Biology Labs Safety/Accessibility Compliance	\$695,040			\$695,040	\$524,600
51501	Prairie State	Construct Parking Lot	\$945,000			\$945,000	
51501	Prairie State	Drainage Corrections Bldg.	\$151,200			\$151,200	
51501	Prairie State	Emergency Electrical Gener.	\$425,100			\$425,100	
51501	Prairie State	Emergency Gas Line Repair	\$31,000			\$31,000	
51501	Prairie State	Exterior Security Lighting	\$222,335			\$222,335	
51501	Prairie State	Health Education Center (see proj#0006-0396)	\$5,216,534			\$5,216,534	\$5,551,271
51501	Prairie State	Health,Fitness,Recreation Complex	\$9,707,000			\$9,707,000	
51501	Prairie State	HVAC Rehab Building	\$231,300			\$231,300	
51501	Prairie State	HVAC/Electrical Rehabilitation	\$138,000			\$138,000	
51501	Prairie State	Improve Entrance Accessibility	\$409,200			\$409,200	
51501	Prairie State	Land Acquisition (4.77 acres)	\$114,614			\$114,614	
51501	Prairie State	LRC Addition/Remodeling	\$1,466,600	\$6,397,400		\$7,864,000	
51501	Prairie State	LRC Code Corrections	\$112,700			\$112,700	
51501	Prairie State	Masonry Repairs Phase II	\$95,000			\$95,000	
51501	Prairie State	Matteson Area Center Acquisition	\$2,596,300			\$2,596,300	\$480,025
51501	Prairie State	Mechanical Systems Replacement	\$4,948,237			\$4,948,237	
51501	Prairie State	Natural Gas Pipe Replacement	\$78,100			\$78,100	
51501	Prairie State	Renovate Fitness Center	\$208,000			\$208,000	
51501	Prairie State	Renovate Multi-purpose Room		\$191,737		\$191,737	
51501	Prairie State	Renovation of "K" & Main Bldg	\$394,260			\$394,260	\$311,525
51501	Prairie State	Replace Roofs	\$882,000			\$882,000	
		Subtotal	\$31,823,787	\$6,873,473	\$0	\$38,697,260	\$8,179,569
52101	Rend Lake	Accessibility Alterations	\$91,138			\$91,138	
52101	Rend Lake	ADA Elevator Repairs	\$38,720			\$38,720	
52101	Rend Lake	ADA Lift Replacement and Door Hardware	\$40,000			\$40,000	\$28,005
52101	Rend Lake	ADA Renovations	\$90,660			\$90,660	
52101	Rend Lake	ADA Renovations	\$10,637	\$91,853		\$102,490	\$93,988
52101	Rend Lake	Allied Health Dept. Renovations		\$150,000		\$150,000	\$125,921
52101	Rend Lake	Aquatics/Rehab Center	\$600,000	\$1,800,000		\$2,400,000	\$2,609,702
52101	Rend Lake	Blding Locks & Security Devices-Phase I	\$33,311			\$33,311	\$35,317
52101	Rend Lake	Bleacher Repairs	\$130,000			\$130,000	
52101	Rend Lake	Boiler Plant Improvements	\$196,650			\$196,650	\$235,238
52101	Rend Lake	Boiler Room Controls	\$37,755			\$37,755	
52101	Rend Lake	Building Crosswalk & Step Repair	\$33,650			\$33,650	\$31,375
52101	Rend Lake	Building Locks & Security Devices-Phase 2	\$46,625			\$46,625	\$48,436
52101	Rend Lake	Career & Applied Technology Center Addition	\$1,239,537	\$1,502,600		\$2,742,137	\$2,385,202
52101	Rend Lake	Chilled Water Loop System	\$487,600			\$487,600	
52101	Rend Lake	Code Compliance-Theater	\$125,241			\$125,241	
52101	Rend Lake	Code Corrections IT Bldg.	\$207,870			\$207,870	
52101	Rend Lake	Computer Class Remodeling	\$33,600			\$33,600	
52101	Rend Lake	Cooling Tower Replacement	\$133,403			\$133,403	
52101	Rend Lake	Drainage Alteration & Repair	\$349,912			\$349,912	
52101	Rend Lake	Drainage Improvements-Parking	\$426,000			\$426,000	
52101	Rend Lake	Early Notification Warning System	\$210,800			\$210,800	\$221,336
52101	Rend Lake	Emergency Generator Equipment	\$76,684			\$76,684	
52101	Rend Lake	Emergency Generator Replace.	\$164,800			\$164,800	
52101	Rend Lake	Emergency Power Distribution Sys Improvements	\$46,000			\$46,000	\$41,065
52101	Rend Lake	Energy Conservation Measures	\$242,000			\$242,000	\$178,125
52101	Rend Lake	Energy Conservation Project	\$713,500			\$713,500	\$648,391
52101	Rend Lake	Exterior Steps & Sidewalk Replacement	\$69,650			\$69,650	\$58,381
52101	Rend Lake	Fire Alarm Repairs	\$65,450			\$65,450	
52101	Rend Lake	Fire Safety Alterations	\$87,613			\$87,613	
52101	Rend Lake	Generator Improvements Ph.II	\$288,400			\$288,400	\$212,858
52101	Rend Lake	Generator Modifications Ph.I	\$250,000			\$250,000	\$196,752
52101	Rend Lake	Gutter and Downspout Replacements	\$255,439			\$255,439	\$261,595
52101	Rend Lake	Hazardous Sidewalk Replacement	\$59,312			\$59,312	
52101	Rend Lake	Hazardous Sidewalk Replacement	\$33,880			\$33,880	\$32,010
52101	Rend Lake	HVAC Equipment Replacement	\$41,236			\$41,236	\$27,705
52101	Rend Lake	HVAC/Air Handling Upgrades	\$589,700			\$589,700	\$561,411
52101	Rend Lake	Industrial Training Center-Pinckneyville		\$400,000		\$400,000	\$764,736
52101	Rend Lake	Interior Lighting Upgrade	\$70,500			\$70,500	
52101	Rend Lake	Lighting Upgrade/Engy. Cons.	\$39,323			\$39,323	

Illinois Community College Board
Table V-12
BUDGETED REVENUE FOR COMMUNITY COLLEGE CONSTRUCTION
FOR PROJECTS COMPLETED SINCE JANUARY 1990

DISTRICT	COLLEGE NAME	PROJECT NAME	Budgeted Revenue			APPROVED/FINAL PROJECT COST	FINAL PROJECT COST*
			LOCAL	STATE	FEDERAL		
52101	Rend Lake	LRC Elevator Renovation	\$31,765			\$31,765	
52101	Rend Lake	Maintenance Lot Drainage Imprv	\$76,953			\$76,953	
52101	Rend Lake	Natural Gas Line Replacement	\$76,910			\$76,910	
52101	Rend Lake	North Chiller Replacement	\$227,500			\$227,500	
52101	Rend Lake	Paint Booth Ventilation	\$36,862			\$36,862	
52101	Rend Lake	Plumbing and Utilities Renovation Phase II	\$65,473	\$1,546,420		\$1,611,893	\$1,235,735
52101	Rend Lake	Plumbing System Renovations Phase I	\$450,000			\$450,000	
52101	Rend Lake	Plumbing System Repairs	\$438,745			\$438,745	
52101	Rend Lake	Remodeling for Intake Center	\$1,299,220			\$1,299,220	\$1,311,554
52101	Rend Lake	Renovate Lecture Rooms	\$11,719	\$83,091		\$94,810	
52101	Rend Lake	Replace Interior Finishes		\$50,395		\$50,395	
52101	Rend Lake	RLC Children's Center	\$400,000			\$400,000	
52101	Rend Lake	RLC Mall and One Stop Center	\$4,300,000			\$4,300,000	\$4,002,634
52101	Rend Lake	Roadway Improvements		\$104,441		\$104,441	
52101	Rend Lake	Roof Repair-Vocational Bldg	\$28,410			\$28,410	\$28,276
52101	Rend Lake	Roof Replacement	\$125,000	\$375,000		\$500,000	
52101	Rend Lake	Roof Replacements/New Maint.	\$79,129			\$79,129	
52101	Rend Lake	Roof Replacement-Theater Building	\$68,000			\$68,000	\$71,350
52101	Rend Lake	Science Bldg Roof Repair	\$20,633	\$51,521		\$72,154	
52101	Rend Lake	Sewer Connection	\$96,690			\$96,690	
52101	Rend Lake	Sidewalk and Masonry Improve.	\$86,600			\$86,600	\$87,458
52101	Rend Lake	Sidewalk Lighting Improvements	\$359,523			\$359,523	\$356,575
52101	Rend Lake	Sidewalk Replacement	\$44,312			\$44,312	\$41,404
52101	Rend Lake	Site Lighting Improvements	\$45,000			\$45,000	\$23,707
52101	Rend Lake	Soil Remediation	\$58,157			\$58,157	\$20,797
52101	Rend Lake	Stage Curtain Replacement	\$34,485			\$34,485	\$16,420
52101	Rend Lake	Structural Repairs	\$95,165			\$95,165	
52101	Rend Lake	Student Center Kitchen Renovation (culinary)		\$305,863		\$305,863	\$356,313
52101	Rend Lake	Student Ctr Roof Replacement	\$52,100			\$52,100	
52101	Rend Lake	Theater Stage Floor Replacement	\$54,200			\$54,200	\$42,616
52101	Rend Lake	Underground Storage Tank Alt.	\$26,445			\$26,445	
52101	Rend Lake	Ventilation Alterations	\$163,429			\$163,429	
52101	Rend Lake	Vocational Roof Repair	\$77,000			\$77,000	
52101	Rend Lake	Water System Upgrade-Stu Ctr.	\$34,450			\$34,450	
		Subtotal	\$16,620,471	\$6,461,184	\$0	\$23,081,655	\$16,392,388
53701	Richland	ADA Compliance	\$30,324			\$30,324	\$25,260
53701	Richland	Art Gallery Renovations		\$140,000		\$140,000	
53701	Richland	Boiler Room Modifications	\$93,900			\$93,900	\$90,266
53701	Richland	Child Care Code Corrections	\$90,000			\$90,000	\$66,466
53701	Richland	Construct Greenhouse	\$100,000			\$100,000	
53701	Richland	Cooling Tower Piping Replacement	\$240,000			\$240,000	\$168,476
53701	Richland	Electrical Systems Modifications	\$37,800			\$37,800	\$36,338
53701	Richland	Elevator Equipment Upgrade	\$48,000			\$48,000	\$44,000
53701	Richland	Energy System Mgmt.Replacement	\$235,800			\$235,800	\$201,911
53701	Richland	Exterior Canopies Air Infil.		\$171,100		\$171,100	
53701	Richland	Exterior Door Replacements	\$102,240			\$102,240	\$102,550
53701	Richland	Fire Alarm System Upgrade	\$196,200			\$196,200	\$203,416
53701	Richland	Fire Sprinkler Repairs/Gas Valve Shut-Offs	\$90,000			\$90,000	\$73,262
53701	Richland	Grease Trap Modifications	\$30,000			\$30,000	\$29,888
53701	Richland	Greenhouse Window Replacements	\$45,360			\$45,360	\$35,327
53701	Richland	Hazardous Floor Replacement	\$88,800			\$88,800	\$69,875
53701	Richland	HVAC Modification		\$4,405		\$4,405	
53701	Richland	HVAC Upgrade	\$538,000			\$538,000	
53701	Richland	HVAC/Exhaust System Modifications	\$469,200			\$469,200	
53701	Richland	Indoor Air Quality	\$1,933,895			\$1,933,895	
53701	Richland	ing Upgrade-Energy Efficiency	\$180,000			\$180,000	\$147,916
53701	Richland	Maintenance/Storage Building	\$215,139	\$645,417		\$860,556	
53701	Richland	Modify Facilities	\$30,367			\$30,367	
53701	Richland	Mueller Student Center Renovations		\$271,200		\$271,200	\$257,982
53701	Richland	Parking Lot Completion	\$107,000			\$107,000	
53701	Richland	Renovate Mechanical Room		\$15,500		\$15,500	
53701	Richland	Renovate Southeast Center		\$11,000		\$11,000	
53701	Richland	Security Lighting (exterior) & Call Boxes	\$78,000			\$78,000	\$70,921
53701	Richland	Security System Upgrade	\$102,000			\$102,000	\$85,644
53701	Richland	Shilling Center	\$1,403,825	\$4,211,475		\$5,615,300	
53701	Richland	Steam System Modifications	\$63,600			\$63,600	\$26,199
53701	Richland	Technology/Health Occupations Additions	\$2,313,000	\$6,939,000		\$9,252,000	
53701	Richland	Tuckpointing and Roofing Repairs	\$130,800			\$130,800	\$112,772
53701	Richland	UST Replacement/Generator Repairs	\$54,600			\$54,600	\$46,287
		Subtotal	\$9,047,850	\$12,409,097	\$0	\$21,456,947	\$1,894,756

Illinois Community College Board
Table V-12
BUDGETED REVENUE FOR COMMUNITY COLLEGE CONSTRUCTION
FOR PROJECTS COMPLETED SINCE JANUARY 1990

DISTRICT	COLLEGE NAME	PROJECT NAME	Budgeted Revenue			APPROVED/FINAL PROJECT COST	FINAL PROJECT COST*
			LOCAL	STATE	FEDERAL		
51101	Rock Valley	Accessibility	\$94,400			\$94,400	
51101	Rock Valley	Accessibility Remodeling-Admin Blding E	\$79,200			\$79,200	\$79,271
51101	Rock Valley	Accessibility Renovations-Samuels Rd. Ctr.	\$94,400			\$94,400	\$111,900
51101	Rock Valley	Accessible Restroom Modif.	\$31,506			\$31,506	
51101	Rock Valley	ADA Improvements-Spring Brook Office Bldg	\$38,000			\$38,000	\$39,936
51101	Rock Valley	ADA Modifications	\$64,900			\$64,900	
51101	Rock Valley	ADA Project	\$6,710	\$141,138		\$147,848	
51101	Rock Valley	ADA Renovations-Restrooms	\$118,000			\$118,000	
51101	Rock Valley	ADA Renovations-Student Center	\$885,000			\$885,000	\$890,935
51101	Rock Valley	ADA Transition Plan Compliance	\$179,360			\$179,360	\$91,017
51101	Rock Valley	ADA Walkway Compliance	\$177,800			\$177,800	
51101	Rock Valley	Asbestos Abatement & Duct Cleaning-PEC	\$48,800			\$48,800	\$41,133
51101	Rock Valley	Asbestos Abatement & Restoration	\$94,381			\$94,381	\$52,441
51101	Rock Valley	Asbestos Abatement Access Door	\$194,920			\$194,920	
51101	Rock Valley	Asbestos Abatement -Stenstrom Ctr Classrooms	\$72,660			\$72,660	\$39,255
51101	Rock Valley	Asbestos Abatement-CR Blding 1	\$306,800			\$306,800	\$233,907
51101	Rock Valley	Asbestos Abatement-ERC Level 1&2	\$916,802			\$912,802	\$1,002,557
51101	Rock Valley	Asbestos and Mold Abatement-PEC	\$120,384			\$120,384	\$95,073
51101	Rock Valley	Asbestos Removal	\$51,254			\$51,254	
51101	Rock Valley	Aviation Center Life Safety Improvements	\$110,900			\$110,900	\$104,288
51101	Rock Valley	Backflow Valve/Fire Pumps-Samuels Rd. Ctr.	\$82,600			\$82,600	\$85,000
51101	Rock Valley	Bathroom Upgrades-ERC	\$317,100			\$317,100	\$316,905
51101	Rock Valley	Bleacher & Grandstand Code Modifications	\$66,918			\$66,918	\$46,471
51101	Rock Valley	Bleacher Repairs/Replacement	\$224,200			\$224,200	\$286,570
51101	Rock Valley	Boiler Replacement - Main Campus	\$1,356,700			\$1,356,700	\$1,186,435
51101	Rock Valley	Boiler/Chiller Replacements at CDA	\$1,162,300			\$1,162,300	\$1,172,340
51101	Rock Valley	Bridge Replacement-BST	\$67,410			\$67,410	\$56,987
51101	Rock Valley	Career Development Academy Structural Upgrade	\$325,600			\$325,600	\$269,793
51101	Rock Valley	Co-Generation System Exhaust Stack Fans	\$110,040			\$110,040	\$105,177
51101	Rock Valley	Cooling Tower Restoration-Boiler House	\$257,083			\$257,083	\$269,363
51101	Rock Valley	Distribution Panels-ERC	\$283,500			\$283,500	\$283,193
51101	Rock Valley	East/West Ramps-ERC	\$52,500			\$52,500	\$52,359
51101	Rock Valley	Educational Resources Center ADA Elevator	\$147,500			\$147,500	\$175,598
51101	Rock Valley	Educational Resources Center Renovations	\$3,500,000			\$3,500,000	\$3,433,942
51101	Rock Valley	Elevator Renovations-CL1, CL2, & ERC	\$148,300			\$148,300	\$138,661
51101	Rock Valley	Elevator Upgrades-ERC	\$384,405			\$384,405	\$382,923
51101	Rock Valley	Emergency Call Boxes-Phase II	\$172,260			\$172,260	\$108,163
51101	Rock Valley	Emergency Generator Replacement-Stenstrom Ctr	\$47,200			\$47,200	\$53,167
51101	Rock Valley	Emergency Phone System	\$56,640			\$56,640	
51101	Rock Valley	Energy Conservation Projects	\$295,000			\$295,000	\$298,102
51101	Rock Valley	Energy Conservation/Lighting Renovation-CLR	\$43,800			\$43,800	\$25,994
51101	Rock Valley	Exterior Door Replacements	\$84,960			\$84,960	
51101	Rock Valley	Exterior Lighting Renovations	\$47,200			\$47,200	
51101	Rock Valley	Exterior Lighting System Upgrade	\$444,170			\$444,170	\$436,521
51101	Rock Valley	Exterior Masonry Project	\$224,200			\$224,200	\$217,400
51101	Rock Valley	Exterior Roofing/Sealants	\$467,200			\$467,200	
51101	Rock Valley	Fire Alarm Installation	\$53,100			\$53,100	
51101	Rock Valley	Fire Alarm Renovation	\$29,500			\$29,500	
51101	Rock Valley	Fire Alarm System Upgrade-Campus Wide	\$1,073,800			\$1,073,800	\$661,366
51101	Rock Valley	Fire Alarm Update	\$265,500			\$265,500	
51101	Rock Valley	Gutter Replacement-ERC	\$105,000			\$105,000	\$104,730
51101	Rock Valley	Handicapped Accessibility	\$270,220	\$94,400		\$364,620	
51101	Rock Valley	Hangar Door Replacement	\$106,200			\$106,200	
51101	Rock Valley	Hazardous Bleacher Repair	\$531,000			\$531,000	
51101	Rock Valley	Hazardous Lighting System	\$44,840			\$44,840	
51101	Rock Valley	HVAC Renovation Phase II-ERC	\$755,039			\$755,039	\$754,886
51101	Rock Valley	HVAC System Renovation Ph I at SCCE	\$695,020			\$695,020	\$676,294
51101	Rock Valley	HVAC System Renovation-ERC	\$433,620			\$433,620	\$433,353
51101	Rock Valley	HVAC Utility Upgrade	\$454,300			\$454,300	\$471,275
51101	Rock Valley	Indoor Air Quality Renovations	\$64,900			\$64,900	
51101	Rock Valley	Install Accessible Hardward	\$169,920			\$169,920	
51101	Rock Valley	Install Emgy. Warning System	\$25,020			\$25,020	
51101	Rock Valley	Insulation Siding & Gutters-Building E	\$51,040			\$51,040	\$11,848
51101	Rock Valley	Interior Guardrail Renovations	\$118,000			\$118,000	
51101	Rock Valley	Land and Buildings Acquisition at 6520 Spring				\$290,000	\$291,489
51101	Rock Valley	Lighting Efficiency Renovation	\$213,010			\$213,010	
51101	Rock Valley	Lighting Fixture Retrofits	\$182,900			\$182,900	
51101	Rock Valley	Lighting Renovations-CL1, CL2, & ERC	\$100,100			\$100,100	\$116,402
51101	Rock Valley	Main Entrance-ERC	\$428,909			\$428,909	\$452,784
51101	Rock Valley	Main Stairs-ERC	\$244,928			\$244,928	\$244,848

Illinois Community College Board
Table V-12
BUDGETED REVENUE FOR COMMUNITY COLLEGE CONSTRUCTION
FOR PROJECTS COMPLETED SINCE JANUARY 1990

DISTRICT	COLLEGE NAME	PROJECT NAME	Budgeted Revenue			APPROVED/FINAL PROJECT COST	FINAL PROJECT COST*
			LOCAL	STATE	FEDERAL		
51101	Rock Valley	Moisture Protection	\$83,780			\$83,780	
51101	Rock Valley	Moisture Protection/Windows	\$389,400			\$389,400	
51101	Rock Valley	Moisture Protection-Doors	\$138,060			\$138,060	
51101	Rock Valley	Parking Area Drainage and Safety Improvements	\$235,409			\$235,409	\$225,378
51101	Rock Valley	Parking Lot #3 Renovation		\$328,300		\$328,300	
51101	Rock Valley	Parking Lot Drainage Improvements -Aviat Ctr	\$69,700			\$69,700	\$56,244
51101	Rock Valley	Parking Lot Modifications-ERC	\$31,500			\$31,500	\$31,176
51101	Rock Valley	Pedestrian Bridge Repair	\$277,532			\$277,532	\$280,115
51101	Rock Valley	Piping Renovations at Student Center	\$531,000			\$531,000	\$314,000
51101	Rock Valley	Pond Dredging	\$147,500			\$147,500	\$84,520
51101	Rock Valley	Purchase Career Development Academy	\$200,000			\$200,000	
51101	Rock Valley	Remodel Bldgs. B & F	\$249,220			\$249,220	
51101	Rock Valley	Remodeling Technology Center	\$133,500			\$133,500	
51101	Rock Valley	Remov Deteriorated Asbestos	\$92,790			\$92,790	
51101	Rock Valley	Renovate Elec. Distr. System	\$148,680			\$148,680	
51101	Rock Valley	Renovate Entrance Roadway		\$100,197		\$100,197	
51101	Rock Valley	Renovation/Expan. Parking Lot	\$8,343	\$371,828		\$380,171	
51101	Rock Valley	Repair and Replace Walks	\$112,100			\$112,100	
51101	Rock Valley	Repair ERC Entrance Stairs	\$47,200			\$47,200	\$49,896
51101	Rock Valley	Repair Structural Leaks	\$53,100			\$53,100	
51101	Rock Valley	Replacement of Chillers	\$1,877,413			\$1,877,413	\$1,815,338
51101	Rock Valley	Retrofit Windows	\$810,660			\$810,660	
51101	Rock Valley	Roof Modifications	\$64,900			\$64,900	
51101	Rock Valley	Roof Replacement	\$237,350			\$237,350	
51101	Rock Valley	Roof Replacement - 4 Buildings	\$328,040			\$328,040	
51101	Rock Valley	Roof Replacement Woodward Technical Center	\$135,500			\$135,500	\$123,891
51101	Rock Valley	Roof Replacements (3 buildings)	\$324,500			\$324,500	\$281,550
51101	Rock Valley	Roof Replacement-Shingle Doors	\$466,100			\$466,100	
51101	Rock Valley	Roofing System Replacement	\$216,777			\$216,777	\$116,394
51101	Rock Valley	Safety Lighting, Lots 7 & 8	\$135,700			\$135,700	
51101	Rock Valley	Science Lab Code Alterations	\$743,400			\$743,400	
51101	Rock Valley	Science Lab/Storage Renovation	\$826,000			\$826,000	\$829,189
51101	Rock Valley	Sewer Connection-Falcon Road Center	\$69,000			\$69,000	\$67,577
51101	Rock Valley	Stairwell Upgrade-ERC	\$105,000			\$105,000	\$103,812
51101	Rock Valley	Stone Bridge Repairs	\$53,100			\$53,100	
51101	Rock Valley	Structural Repair-Wood Bridge	\$81,420			\$81,420	
51101	Rock Valley	Student Center Remodeling and Addition	\$4,590,000			\$4,590,000	\$5,776,000
51101	Rock Valley	Support Services Building	\$6,263,000			\$6,263,000	\$6,539,123
51101	Rock Valley	Support Services Storage Bldg	\$310,300			\$310,300	\$259,757
51101	Rock Valley	Theater Remodeling/Expansion	\$8,000,000			\$8,000,000	\$12,544,994
51101	Rock Valley	Theater Storage Facility	\$57,947			\$57,947	
51101	Rock Valley	Transformer Replacement-ERC	\$42,000			\$42,000	\$41,525
51101	Rock Valley	Underground Piping Replacement	\$1,098,400			\$1,098,400	
51101	Rock Valley	Underground Piping System Ph I	\$944,000			\$944,000	\$951,893
51101	Rock Valley	Underground Piping System PhII	\$850,000			\$850,000	\$857,107
51101	Rock Valley	Underground Tank Replacement	\$76,000			\$76,000	
51101	Rock Valley	Upgrade EMS/Chilled Water	\$295,000			\$295,000	
51101	Rock Valley	Walkway Bridge Replacement	\$54,280			\$54,280	\$34,691
51101	Rock Valley	Water Service Replacement-Bldg E&G	\$33,060			\$33,060	\$16,218
51101	Rock Valley	Windoe Replacement-Bell School Road Center	\$42,480			\$42,480	\$25,110
		Subtotal	\$52,550,970	\$1,035,863	\$0	\$53,872,833	\$47,827,550
51801	Sandburg	Acquisition/Remodeling of Galesburg Building	\$1,755,559			\$1,755,559	\$1,707,932
51801	Sandburg	ADA Accessibility Improvements	\$181,720			\$181,720	
51801	Sandburg	ADA Compliance Modifications	\$163,595			\$163,595	
51801	Sandburg	ADA Compliance Work	\$567,705			\$567,705	
51801	Sandburg	ADA Library Renovations	\$483,090			\$483,090	\$480,096
51801	Sandburg	ADA Upgrade - East Foyer	\$518,850			\$518,850	\$478,785
51801	Sandburg	Allied Health Building Construction	\$1,364,540			\$1,364,540	\$1,403,702
51801	Sandburg	Bleacher Replacement	\$90,485			\$90,485	\$91,855
51801	Sandburg	Branch Campus-Carthage,IL	\$1,208,600			\$1,208,600	
51801	Sandburg	Building B Roof Replacements	\$170,449			\$170,449	\$107,682
51801	Sandburg	Building C Roof Replacements	\$198,380			\$198,380	\$103,976
51801	Sandburg	Building D Roof Replacements	\$70,316			\$70,316	
51801	Sandburg	Building E Roof Replacements	\$253,977			\$253,977	
51801	Sandburg	Building F Roof Replacements	\$225,349			\$225,349	
51801	Sandburg	Bushnell Extension Center Expansion	\$461,218			\$461,218	\$464,958
51801	Sandburg	Butler Bldg Energy Conserva.	\$39,568			\$39,568	\$33,548
51801	Sandburg	Butler Building Child Care Drop-Off	\$199,675			\$199,675	\$169,325
51801	Sandburg	Campus Parking Lot/Perimeter Build Lighting	\$30,360			\$30,360	\$21,245
51801	Sandburg	Carthage Land Purchase	\$42,000			\$42,000	\$40,000

Illinois Community College Board
Table V-12
BUDGETED REVENUE FOR COMMUNITY COLLEGE CONSTRUCTION
FOR PROJECTS COMPLETED SINCE JANUARY 1990

DISTRICT	COLLEGE NAME	PROJECT NAME	Budgeted Revenue			APPROVED/FINAL PROJECT COST	FINAL PROJECT COST*
			LOCAL	STATE	FEDERAL		
51801	Sandburg	Carthage Technology Center	\$768,000			\$768,000	\$747,669
51801	Sandburg	Center for Manufacturing Exc.	\$2,020,000			\$2,020,000	\$1,658,123
51801	Sandburg	Computer/Student Center	\$1,096,000	\$3,708,000		\$4,804,000	\$4,787,205
51801	Sandburg	Corridor Renovations		\$251,523		\$251,523	\$211,600
51801	Sandburg	Customer Service Area Renovation-Galesburg(E)	\$520,080			\$520,080	\$122,936
51801	Sandburg	Dental hygiene Building Tuckpointing	\$109,080			\$109,080	\$116,896
51801	Sandburg	E/F Passageway	\$248,452			\$248,452	\$254,977
51801	Sandburg	Elevator Replacement -201 E. Main	\$30,678	\$72,354		\$103,032	\$102,172
51801	Sandburg	Elevator Replacement-Building D	\$140,616			\$140,616	\$135,401
51801	Sandburg	Energy Conservation	\$291,620			\$291,620	
51801	Sandburg	Energy Conservation Improve.	\$108,170			\$108,170	
51801	Sandburg	Energy Conservation Measures	\$166,540			\$166,540	
51801	Sandburg	Energy Conservation/HVAC Repairs	\$388,491			\$388,491	
51801	Sandburg	Fire Alarm System Renovations	\$41,668			\$41,668	\$35,397
51801	Sandburg	Fitness Center Expansion	\$419,207			\$419,207	\$419,962
51801	Sandburg	Gym Floor Replacement		\$27,600		\$27,600	
51801	Sandburg	HVAC Repairs	\$217,618			\$217,618	
51801	Sandburg	HVAC Unit in Building F	\$52,636			\$52,636	\$49,020
51801	Sandburg	HVAC Unit Replacements- Carthage	\$71,062			\$71,062	\$49,737
51801	Sandburg	Maintenance Building Construction	\$358,057			\$358,057	\$353,993
51801	Sandburg	Parking Lot Code Corrections	\$37,840			\$37,840	\$26,467
51801	Sandburg	Parking Lot Paving	\$243,061			\$243,061	
51801	Sandburg	Parking Lot Restoration		\$35,150		\$35,150	
51801	Sandburg	Renovate Space for Adult Educ & Family Litera	\$621,144			\$621,144	\$670,309
51801	Sandburg	Renovate Space for Cosmetology Prog-Main Str.	\$195,800			\$195,800	\$198,135
51801	Sandburg	Replace Carpet-LRC & Butlers	\$132,369			\$132,369	\$112,303
51801	Sandburg	Roadway/Parking-Inc. '90 \$		\$112,712		\$112,712	
51801	Sandburg	Roof Replacement at Galesburg Building	\$59,288			\$59,288	\$38,474
51801	Sandburg	Security Lighting	\$107,696			\$107,696	
51801	Sandburg	Security Lighting Rehab	\$67,804			\$67,804	
51801	Sandburg	Underground Storage Tank	\$72,874			\$72,874	
51801	Sandburg	Water Circulation/Heating Sys.	\$56,360			\$56,360	
		Subtotal	\$16,667,647	\$4,207,339	\$0	\$20,874,986	\$15,193,880
50601	Sauk Valley	Accessibility Improvements	\$226,926			\$226,926	\$143,322
50601	Sauk Valley	ADA-Accessible Doorways		\$95,641		\$95,641	\$95,641
50601	Sauk Valley	Asbestos Abatement	\$56,000			\$56,000	
50601	Sauk Valley	Asbestos Abatement	\$200,000			\$200,000	\$93,054
50601	Sauk Valley	Asbestos Abatement	\$77,700			\$77,700	\$74,051
50601	Sauk Valley	Asbestos Abatement-IC1 Technology Area	\$38,000			\$38,000	\$31,975
50601	Sauk Valley	Asbestos Study & Mgmt. Plan	\$28,000			\$28,000	
50601	Sauk Valley	Asbstos Abatement-Conference Room & Misc.	\$74,800			\$74,800	\$58,995
50601	Sauk Valley	Bleacher Replacement/Repairs	\$152,686			\$152,686	
50601	Sauk Valley	Boiler Repairs	\$36,600			\$36,600	
50601	Sauk Valley	Boiler Repairs	\$72,700			\$72,700	
50601	Sauk Valley	Boiler Room Improvements	\$388,500			\$388,500	\$369,189
50601	Sauk Valley	Building Perimeter Cracks	\$226,584			\$226,584	\$220,154
50601	Sauk Valley	Construct Restroom Facility	\$54,898			\$54,898	
50601	Sauk Valley	Cooling Tower Repairs	\$140,000			\$140,000	
50601	Sauk Valley	Cooling Towers Replacement	\$320,760			\$320,760	\$336,383
50601	Sauk Valley	Domestic Water System Repair	\$324,000			\$324,000	\$324,378
50601	Sauk Valley	Egress Corrections-2nd Fl West	\$208,375			\$208,375	\$128,539
50601	Sauk Valley	Electrical Improvements	\$150,000			\$150,000	\$133,445
50601	Sauk Valley	Electrical Improvements	\$91,100			\$91,100	
50601	Sauk Valley	Electrical Service Upgrades	\$58,500			\$58,500	\$37,397
50601	Sauk Valley	Electrical System Deficiency Corrections	\$127,234			\$127,234	\$115,629
50601	Sauk Valley	Electrical Upgrades/Basement& Rooftop Equip	\$54,273			\$54,273	\$54,273
50601	Sauk Valley	Elevator Access. Modification	\$108,974			\$108,974	
50601	Sauk Valley	Elevator Improvements	\$51,000			\$51,000	\$30,925
50601	Sauk Valley	Elevator Improvements - Code Requirements	\$198,800			\$198,800	\$149,223
50601	Sauk Valley	Energy Conservation Measures	\$980,460			\$980,460	
50601	Sauk Valley	Exterior Concrete Surface Repair Phase IV	\$231,400			\$231,400	\$221,255
50601	Sauk Valley	Exterior Concrete Surface Repair-Phase II	\$193,111			\$193,111	\$187,630
50601	Sauk Valley	Exterior Concrete Surface Repairs - Ph.III	\$431,880			\$431,880	\$391,054
50601	Sauk Valley	Exterior Lighting Safety Rep.	\$417,064			\$417,064	
50601	Sauk Valley	Fire Doors Improvements	\$75,000			\$75,000	
50601	Sauk Valley	Fire Safety Valves	\$41,030			\$41,030	
50601	Sauk Valley	Fitness Center	\$67,000			\$67,000	
50601	Sauk Valley	HVAC Temperature Control Upgrade	\$329,076			\$329,076	\$230,642
50601	Sauk Valley	Kitchen Ventilation Modif.	\$79,685			\$79,685	
50601	Sauk Valley	Lighting Repairs	\$37,012			\$37,012	

Illinois Community College Board
Table V-12
BUDGETED REVENUE FOR COMMUNITY COLLEGE CONSTRUCTION
FOR PROJECTS COMPLETED SINCE JANUARY 1990

DISTRICT	COLLEGE NAME	PROJECT NAME	Budgeted Revenue			APPROVED/FINAL PROJECT COST	FINAL PROJECT COST*
			LOCAL	STATE	FEDERAL		
50601	Sauk Valley	Mall Area Lighting Upgrade	\$375,202			\$375,202	\$382,286
50601	Sauk Valley	Masonry/Retaining Wall Repairs	\$113,634			\$113,634	\$121,105
50601	Sauk Valley	Park. Area & Roadway Sealing	\$36,176	\$165,278		\$201,454	
50601	Sauk Valley	Parking Lot & Sidewalk Improvements	\$112,000			\$112,000	\$112,620
50601	Sauk Valley	Parking Lot Repairs	\$19,639	\$83,572		\$103,211	
50601	Sauk Valley	Replace Fire Alarm System	\$375,417			\$375,417	
50601	Sauk Valley	Replace Fire Exit Signage	\$31,185			\$31,185	
50601	Sauk Valley	Replacement of Wastewater treatment tank	\$28,000			\$28,000	\$29,384
50601	Sauk Valley	Resurfacing Tennis Courts	\$240,046			\$240,046	\$218,386
50601	Sauk Valley	Retaining Wall Renovations	\$51,128			\$51,128	\$48,770
50601	Sauk Valley	Road Resurfacing		\$140,909		\$140,909	
50601	Sauk Valley	Roof Repair/Replacement-Gym	\$200,850			\$200,850	\$165,329
50601	Sauk Valley	Roof Replacement	\$40,889			\$40,889	\$41,421
50601	Sauk Valley	Roof Replacement T2 & Admissions Ratio Roof	\$104,500			\$104,500	\$96,992
50601	Sauk Valley	Roof Replacement T2	\$450,500			\$450,500	\$441,526
50601	Sauk Valley	Roof Restoration - Buildings T1 & T2	\$129,010			\$129,010	\$100,350
50601	Sauk Valley	Roofing Repairs	\$133,300			\$133,300	
50601	Sauk Valley	Safety Improvements (ladders,rails,platforms)	\$167,000			\$167,000	\$166,186
50601	Sauk Valley	Safety Improvements-Cafeteria	\$90,500			\$90,500	
50601	Sauk Valley	Safety Railings Improvement-Third Floor	\$35,000			\$35,000	\$31,972
50601	Sauk Valley	Steam Coil Replacement	\$222,750			\$222,750	\$160,650
50601	Sauk Valley	Storm Sewer Outfall Structures Repair	\$172,000			\$172,000	\$164,978
50601	Sauk Valley	T-1 Modifications - Local of RAMP project	\$100,742			\$100,742	\$523
50601	Sauk Valley	Theater Renovation	\$262,543			\$262,543	\$87,341
50601	Sauk Valley	Underground Storage Tank Remov	\$244,177			\$244,177	\$238,374
50601	Sauk Valley	Walkway Lighting Repairs	\$26,861			\$26,861	\$12,359
50601	Sauk Valley	Waste Water Treatment	\$156,000			\$156,000	
50601	Sauk Valley	Well House Roof Membrane	\$40,960			\$40,960	\$37,815
50601	Sauk Valley	West Wing 10 Station Welding Lab Remodel	\$307,500			\$307,500	\$150,373
50601	Sauk Valley	Window Replacement	\$90,000			\$90,000	\$54,330
50601	Sauk Valley	Window Replacement Project	\$231,500			\$231,500	\$98,296
		Subtotal	\$10,938,137	\$485,400	\$0	\$11,423,537	\$6,388,521
53101	Shawnee	ADA Accessibility to Gymnasium		\$53,207		\$53,207	
53101	Shawnee	Building Add. & Roof Repairs	\$1,550,792	\$7,713,208		\$9,264,000	\$8,580,200
53101	Shawnee	Campus Drive Improvements	\$2,509	\$21,280		\$23,789	
53101	Shawnee	Campus Parking/Drive Improve.	\$2,509	\$21,280		\$23,789	
53101	Shawnee	Chilled Water System replacement	\$261,500			\$261,500	\$186,767
53101	Shawnee	Lighting Upgrade-Campus Entrance	\$193,600			\$193,600	\$192,141
53101	Shawnee	Metropolis Regional Education Center	\$745,500	\$2,263,500		\$3,018,000	
53101	Shawnee	Replace HVAC Ducts and Fire Alarms	\$1,099,800			\$1,099,800	
53101	Shawnee	Replace HVAC Units-Bldg H & I	\$653,400			\$653,400	\$432,597
53101	Shawnee	Resurf. Park Lot - Phase II		\$17,543		\$17,543	
53101	Shawnee	Resurf. Park. Lot-90&91 R&R		\$42,691		\$42,691	
53101	Shawnee	Roadway Resurfacing	\$5,330	\$16,300		\$21,630	
53101	Shawnee	Roof Replacement Bldings H & I	\$612,800			\$612,800	\$439,690
53101	Shawnee	Soffit Repair Building H	\$363,200			\$363,200	\$39,000
		Subtotal	\$5,490,940	\$10,149,009	\$0	\$15,648,949	\$9,870,395
51001	South Suburban	Access. Improvements/Western	\$58,400			\$58,400	
51001	South Suburban	Accessible Restrooms	\$186,000			\$186,000	
51001	South Suburban	Acoustical Improvements		\$35,853		\$35,853	
51001	South Suburban	Acoustical Treatment-FY95		\$102,820		\$102,820	
51001	South Suburban	Acoustical Treatment-Phase II		\$78,100		\$78,100	
51001	South Suburban	ADA Restroom and Door Improvements		\$153,551		\$153,551	
51001	South Suburban	Add'l Acoustical Treatment		\$102,820		\$102,820	
51001	South Suburban	Art Lab/Studio Upgrades	\$252,000			\$252,000	
51001	South Suburban	Carpet Replacement		\$30,666		\$30,666	
51001	South Suburban	Carpet Replacement		\$64,084		\$64,084	
51001	South Suburban	Ceiling Repair		\$25,830		\$25,830	
51001	South Suburban	Chem Lab Safety Alterations	\$200,000			\$200,000	
51001	South Suburban	Chemistry Lab Renovation (Code Upgrades)	\$430,000			\$430,000	\$339,248
51001	South Suburban	Class Acoustical Treatment		\$43,481		\$43,481	
51001	South Suburban	Classroom Lighting & HVAC Improvements	\$57,600			\$57,600	\$98,395
51001	South Suburban	Classroom Lighting Improvement	\$504,000			\$504,000	
51001	South Suburban	Classroom Lighting Phase II	\$350,000			\$350,000	
51001	South Suburban	Classroom Lighting Sensors	\$51,129		\$32,721	\$83,850	
51001	South Suburban	Construct Maint/Storage Bldg	\$265,493			\$265,493	
51001	South Suburban	Construct New Roadway	\$128,048			\$128,048	
51001	South Suburban	Cooling Tower Repairs	\$242,400			\$242,400	\$302,428
51001	South Suburban	Cooling Tower Repairs	\$34,800			\$34,800	

Illinois Community College Board
Table V-12
BUDGETED REVENUE FOR COMMUNITY COLLEGE CONSTRUCTION
FOR PROJECTS COMPLETED SINCE JANUARY 1990

DISTRICT	COLLEGE NAME	PROJECT NAME	Budgeted Revenue			APPROVED/FINAL PROJECT COST	FINAL PROJECT COST*
			LOCAL	STATE	FEDERAL		
51001	South Suburban	Courtyard Window Replacement & Related Work	\$247,000			\$247,000	\$175,202
51001	South Suburban	Drainage Improvements-PH II	\$112,571			\$112,571	
51001	South Suburban	Drainage Improvements-Phase III	\$174,000			\$174,000	
51001	South Suburban	East/West Roadway Repaving		\$93,100		\$93,100	
51001	South Suburban	Electrical Panel Replacement	\$26,000			\$26,000	
51001	South Suburban	Elevator Upgrades	\$122,918			\$122,918	\$106,835
51001	South Suburban	Fire Prot. System Renovation	\$25,200			\$25,200	
51001	South Suburban	Flooring & Restroom Renovation		\$236,400		\$236,400	
51001	South Suburban	Gym Floor Repair		\$50,922		\$50,922	
51001	South Suburban	HVAC Modifications	\$594,288			\$594,288	
51001	South Suburban	HVAC Renovation/Phase I	\$397,200			\$397,200	
51001	South Suburban	HVAC Renovation-Phase 4	\$750,000			\$750,000	
51001	South Suburban	Install Accessible Hardware	\$138,000			\$138,000	
51001	South Suburban	Install Entry Vestibule	\$58,860			\$58,860	
51001	South Suburban	Micro Biology Lab Renovation (Code Upgrades)	\$325,000			\$325,000	\$322,717
51001	South Suburban	Paint Interior Fieldhouse		\$30,500		\$30,500	
51001	South Suburban	Performing Arts Center-selected improvements		\$340,538		\$340,538	\$370,171
51001	South Suburban	Porch Improvements & Flooring		\$128,900		\$128,900	
51001	South Suburban	Renovate Field House Walk	\$574	\$32,324		\$32,898	
51001	South Suburban	Repair Fan Room Walls	\$60,000			\$60,000	
51001	South Suburban	Repair of HVAC/Phase III	\$749,200			\$749,200	
51001	South Suburban	Replace Exterior Doors	\$67,200			\$67,200	
51001	South Suburban	Replace Hazardous Walks	\$46,850			\$46,850	
51001	South Suburban	Replace Rooftop Units	\$159,600			\$159,600	
51001	South Suburban	Roof Renovation-Phase I	\$60,000			\$60,000	
51001	South Suburban	Roof Replacement	\$197,100			\$197,100	
51001	South Suburban	Roof Replacement/Elevator Monitor	\$63,000			\$63,000	
51001	South Suburban	Roofing Projects/College Ctr.	\$192,000			\$192,000	
51001	South Suburban	Science Lab Code Corrections	\$100,000			\$100,000	
51001	South Suburban	Science Lab Safety Reconstruc.	\$100,000			\$100,000	
51001	South Suburban	Science Lab Update	\$300,000			\$300,000	
51001	South Suburban	Security Lighting	\$60,000			\$60,000	
51001	South Suburban	Security System Enhancements	\$48,000			\$48,000	
51001	South Suburban	Security System Upgrade	\$87,393			\$87,393	
51001	South Suburban	Storm Water Drainage Replace.	\$348,000			\$348,000	
51001	South Suburban	Structural Concrete Repairs	\$47,210			\$47,210	
51001	South Suburban	Upgrade/Extend HVAC	\$445,500			\$445,500	
51001	South Suburban	Various PHS Improvements	\$300,000			\$300,000	\$452,347
51001	South Suburban	Water Main Replacement	\$420,000			\$420,000	
51001	South Suburban	West Entrance Rehabilitation		\$96,700		\$96,700	
51001	South Suburban	West Roadway Renovation		\$205,554		\$205,554	\$186,991
51001	South Suburban	Western Enrollment Center		\$1,504,000		\$1,504,000	
		Subtotal	\$9,582,534	\$3,356,143	\$32,721	\$12,971,398	\$2,354,334
53301	Southeastern	ADA Renovations	\$741,000			\$741,000	\$587,460
53301	Southeastern	Humanities/Admin Bldg.	\$1,583,000	\$7,257,500		\$8,840,500	
53301	Southeastern	Lecture Hall Renovations		\$372,300		\$372,300	\$315,868
53301	Southeastern	Replace Roof Technicl Bldg.	\$67,889	\$107,111		\$175,000	
53301	Southeastern	Robert Gregg Tech Center Remodeling		\$101,510		\$101,510	\$176,300
53301	Southeastern	Roofing Project Bldgs A,B,C	\$559,000			\$559,000	
53301	Southeastern	Water Tank Refurbishing	\$212,772			\$212,772	\$212,772
		Subtotal	\$3,163,661	\$7,838,421	\$0	\$11,002,082	\$1,292,399
52201	Southwestern	8.6 Acre Land Acquisition	\$68,800			\$68,800	
52201	Southwestern	Accessibility Modifications	\$102,200			\$102,200	
52201	Southwestern	Accessibility Renovations	\$789,000			\$789,000	
52201	Southwestern	ADA Access-Granite City	\$67,200			\$67,200	\$71,741
52201	Southwestern	ADA Accessibility	\$117,600			\$117,600	
52201	Southwestern	ADA Accessibility-PSOP Center	\$49,780			\$49,780	\$54,387
52201	Southwestern	Art Dept Code & Storage Code Upgrades	\$350,000			\$350,000	\$508,445
52201	Southwestern	Asbestos Abatement in Farmhouse	\$38,400			\$38,400	\$23,520
52201	Southwestern	Asbestos Abatement-Granite Cty	\$184,250			\$184,250	\$30,311
52201	Southwestern	Asbestos Tile Florrng Removal	\$777,950			\$777,950	\$853,499
52201	Southwestern	Auto.Collision Repair Tech.Training Facility	\$290,000	\$870,000		\$1,160,000	
52201	Southwestern	Aviation Maint. Train. Fac.	\$265,750			\$265,750	
52201	Southwestern	Cafeteria Expansion	\$181,000			\$181,000	
52201	Southwestern	Cafeteria/Code Corrections	\$667,900			\$667,900	
52201	Southwestern	Cafeteria/Kitchen Renovation		\$417,338		\$417,338	
52201	Southwestern	Campus 200 Area Lighting-Granite City	\$70,000			\$70,000	\$26,480
52201	Southwestern	Campus Safety Office	\$90,200			\$90,200	\$153,247
52201	Southwestern	Campus Sidewalks-Granite City	\$129,400			\$129,400	\$86,968

Illinois Community College Board
Table V-12
BUDGETED REVENUE FOR COMMUNITY COLLEGE CONSTRUCTION
FOR PROJECTS COMPLETED SINCE JANUARY 1990

DISTRICT	COLLEGE NAME	PROJECT NAME	Budgeted Revenue			APPROVED/FINAL PROJECT COST	FINAL PROJECT COST*
			LOCAL	STATE	FEDERAL		
52201	Southwestern	Campus Storage Renovation	\$164,869	\$93,866		\$258,735	
52201	Southwestern	Chemistry Rooms/Labs Update	\$78,020			\$78,020	\$95,181
52201	Southwestern	Classroom Expansion-Planning	\$582,300	\$1,746,900		\$2,329,200	
52201	Southwestern	Classroom Fire Protection-GCC	\$138,000			\$138,000	\$140,853
52201	Southwestern	Computer Room HVAC Upgrades - IS Room	\$77,600			\$77,600	\$62,586
52201	Southwestern	Corridor Upgrades-Phase III- Bell. Campus	\$148,600			\$148,600	\$90,970
52201	Southwestern	Electr.Service Switch-Bellev	\$254,000			\$254,000	\$154,837
52201	Southwestern	Electrical Code Compliance	\$34,150			\$34,150	
52201	Southwestern	Electrical Renovations	\$286,440			\$286,440	
52201	Southwestern	Electrical System Upgrade-Granite City	\$120,200			\$120,200	\$76,724
52201	Southwestern	Elevator (3)Retrofits /Emerg. Lowering Device	\$28,830			\$28,830	\$29,748
52201	Southwestern	Elevator Installation-PSOP Center	\$200,000			\$200,000	
52201	Southwestern	Energy Cons/Elec. Retrofit	\$36,960			\$36,960	
52201	Southwestern	Energy Conservation	\$25,200			\$25,200	
52201	Southwestern	Energy Conservation	\$95,750			\$95,750	
52201	Southwestern	Energy Conservation Measures	\$668,600			\$668,600	
52201	Southwestern	Energy Conservation PSOP	\$25,750			\$25,750	
52201	Southwestern	Energy Conservation-Belleville	\$61,150			\$61,150	
52201	Southwestern	Energy Conservation-Belleville	\$89,600			\$89,600	\$80,183
52201	Southwestern	Energy Conservation-Granite	\$330,950			\$330,950	
52201	Southwestern	Energy Conservation-PSOP	\$31,500			\$31,500	\$34,381
52201	Southwestern	Exterior Lighting Code Corr.	\$80,000			\$80,000	
52201	Southwestern	Fire Protection Renov.	\$47,600			\$47,600	
52201	Southwestern	Fire Protection Renovation	\$85,400			\$85,400	
52201	Southwestern	Fire Protection Renovation	\$82,040			\$82,040	
52201	Southwestern	Fire Protection Renovations	\$56,000			\$56,000	
52201	Southwestern	Fire/Warning Sys.-RB/GC/PSOP	\$143,360			\$143,360	
52201	Southwestern	Flooring, Ceiling/Lighting Replacements-G.C.	\$500,000			\$500,000	\$354,375
52201	Southwestern	Furnace Replacements-R.B. Campus	\$33,000			\$33,000	\$38,138
52201	Southwestern	Granite City-light replacemnts	\$128,000			\$128,000	\$126,855
52201	Southwestern	Hazardous Materials Storage	\$130,000			\$130,000	
52201	Southwestern	HVAC Renovations-Computer Room at Belleville	\$75,500			\$75,500	\$60,126
52201	Southwestern	HVAC Retrofit-Phase II	\$353,360			\$353,360	
52201	Southwestern	Incinerator Disposal-G.C. Campus	\$100,000			\$100,000	\$33,342
52201	Southwestern	Land Acquisition - Belleville	\$213,442			\$213,442	
52201	Southwestern	Main Campus Expans. & Red Bud	\$3,599,000	\$10,797,100		\$14,396,100	
52201	Southwestern	Main Frame Room Upgrades-Belleville	\$70,900			\$70,900	
52201	Southwestern	Mech.Renovations-Belleville	\$369,600			\$369,600	\$398,971
52201	Southwestern	Mechanical Renovations	\$100,800			\$100,800	\$123,253
52201	Southwestern	Mechanical Renovations-Belle.	\$28,750			\$28,750	\$9,649
52201	Southwestern	Mechanical Renovations-Red Bud	\$78,000			\$78,000	\$45,202
52201	Southwestern	Mechanical System Renov.	\$429,650			\$429,650	
52201	Southwestern	Mechanicals-Granite City	\$253,000			\$253,000	\$218,404
52201	Southwestern	Mechn. System Renovation	\$589,120			\$589,120	
52201	Southwestern	Mechanical Renovations-Grante	\$145,600			\$145,600	
52201	Southwestern	Modular Classroom Units	\$584,170			\$584,170	
52201	Southwestern	Moisture Protection-Roof Repl	\$30,000			\$30,000	
52201	Southwestern	Moisture Protection-Window Rep	\$28,000			\$28,000	
52201	Southwestern	Parking Lot B Drainage-Belleville	\$531,000			\$531,000	\$543,684
52201	Southwestern	Parking Lot Expansion at IS Building	\$618,600			\$618,600	
52201	Southwestern	Pipe Arch Culvert Replacement	\$66,000			\$66,000	\$43,869
52201	Southwestern	Plumbing Renovations-Bellevill	\$134,400			\$134,400	\$161,808
52201	Southwestern	Plumbing Renov-Granite City	\$100,800			\$100,800	\$90,108
52201	Southwestern	Plumbing/Restroom Renovations-BC	\$566,700			\$566,700	\$685,307
52201	Southwestern	Red Bud Phase IV Renovations		\$425,500		\$425,500	
52201	Southwestern	Remodel Vo-Tech Center	\$752,100	\$2,256,400		\$3,008,500	
52201	Southwestern	Remove Incinerator & Replace Concrete	\$26,000			\$26,000	
52201	Southwestern	Renovation of Campus Are Department	\$351,000			\$351,000	\$152,014
52201	Southwestern	Roof Repairs-Red Bud	\$41,900			\$41,900	\$60,131
52201	Southwestern	Roof Replacement-ITC- @ GC	\$189,600			\$189,600	\$173,604
52201	Southwestern	Roofing & Moisture Problems	\$47,040			\$47,040	
52201	Southwestern	Roofing System Repairs	\$283,440			\$283,440	
52201	Southwestern	Schmidt Art Center	\$1,778,000			\$1,778,000	
52201	Southwestern	Structural Integrity-BAC/RB	\$215,500			\$215,500	\$185,648
52201	Southwestern	Student Services Renovation	\$242,179	\$94,926		\$337,105	
52201	Southwestern	Toilet Room Renovation-Belleville	\$104,700			\$104,700	
52201	Southwestern	Walkway Enclosure	\$165,400			\$165,400	\$149,263
52201	Southwestern	Water Piping-Code Corrections	\$153,400			\$153,400	
52201	Southwestern	Waterproofing-RB & Granite Cty	\$65,100			\$65,100	\$51,211
		Subtotal	\$22,485,050	\$16,702,030	\$0	\$39,187,080	\$6,279,022

Illinois Community College Board
Table V-12
BUDGETED REVENUE FOR COMMUNITY COLLEGE CONSTRUCTION
FOR PROJECTS COMPLETED SINCE JANUARY 1990

DISTRICT	COLLEGE NAME	PROJECT NAME	Budgeted Revenue			APPROVED/FINAL PROJECT COST	FINAL PROJECT COST*
			LOCAL	STATE	FEDERAL		
53401	Spoon River	2400-2410 E.Jackson in Macomb;Land/Buildings	\$1,600,000			\$1,600,000	\$1,600,000
53401	Spoon River	322-326 E.Randolph St in Havana Land/Building	\$200,000			\$200,000	\$200,000
53401	Spoon River	327 Maple Ave. Rushville Land Acquisition	\$52,000			\$52,000	\$52,000
53401	Spoon River	ADA Doors and Sidewalk Entrances	\$4	\$65,996		\$66,000	\$65,821
53401	Spoon River	ADA Doors on Canton Campus -Phase V	\$91,000			\$91,000	\$80,642
53401	Spoon River	ADA Entry-Canton Campus Centers Bldg	\$214,300			\$214,300	\$193,521
53401	Spoon River	ADA Repairs	\$29,500			\$29,500	
53401	Spoon River	ADA Work	\$78,250			\$78,250	
53401	Spoon River	Asphalt Sidewalk Replacement	\$116,000			\$116,000	\$115,857
53401	Spoon River	Drainage & Paving Repairs	\$43,981	\$99,019		\$143,000	
53401	Spoon River	Electrical System Upgrades	\$219,000			\$219,000	\$66,279
53401	Spoon River	Engle Hall Renovations & Maintenance Building	\$717,000	\$2,653,000		\$3,370,000	\$2,498,280
53401	Spoon River	Fire Alarm System Replacement	\$97,800			\$97,800	\$48,900
53401	Spoon River	Galvanized Piping Replacement	\$353,000			\$353,000	\$284,881
53401	Spoon River	Glass & Glazing Replacement	\$771,000			\$771,000	\$622,377
53401	Spoon River	HVAC & Plumbing Modifications	\$2,368,000			\$2,368,000	\$1,501,620
53401	Spoon River	HVAC Work (ducts & temp controls)-Macomb	\$287,000			\$287,000	\$273,077
53401	Spoon River	Install Fire Protection System	\$120,322			\$120,322	
53401	Spoon River	Lighting Upgrade	\$201,000			\$201,000	\$216,222
53401	Spoon River	Lighting/Security Upgrades-Parking Lot A,B,C	\$148,500			\$148,500	\$143,161
53401	Spoon River	Macomb Campus Renovations/Enhancements		\$500,000		\$500,000	\$479,803
53401	Spoon River	Miscellaneous Safety Project	\$82,539			\$82,539	
53401	Spoon River	Moisture Prot/Windows/Stairs	\$225,000			\$225,000	
53401	Spoon River	Paint Booth Renovation	\$1,000	\$55,500		\$56,500	
53401	Spoon River	Parking/Entry Drive Upgrade	\$677,000			\$677,000	\$583,188
53401	Spoon River	Pavement Renovation	\$12,000	\$60,000		\$72,000	
53401	Spoon River	PHS Improvements	\$179,750			\$179,750	
53401	Spoon River	Replace Exhaust System		\$79,192		\$79,192	
53401	Spoon River	Roof Replacement Centers	\$234,146			\$234,146	
53401	Spoon River	Roof Replacements-Taylor & Center Bldings	\$407,000			\$407,000	\$359,801
53401	Spoon River	Stair Replacement/Enclosure	\$233,400			\$233,400	
53401	Spoon River	Stair Replacement-canton Campus Taylor	\$204,000			\$204,000	\$190,826
53401	Spoon River	Stairwell Repairs and Upgrades-Engle	\$146,700			\$146,700	\$138,754
53401	Spoon River	Structural Repairs- Elevated Walkways		\$44,290		\$44,290	
53401	Spoon River	Underground Storage Tank Rem.	\$65,000			\$65,000	
53401	Spoon River	Vo Tech Lighting		\$41,455		\$41,455	
		Subtotal	\$10,175,192	\$3,598,452	\$0	\$13,773,644	\$9,715,010
50401	Triton	911 Emergency Locator	\$25,000			\$25,000	\$26,063
50401	Triton	Accessibility Improvements	\$88,600			\$88,600	
50401	Triton	ADA Restroom Remodeling		\$239,333		\$239,333	\$239,333
50401	Triton	Asbestos Abatement	\$88,100			\$88,100	
50401	Triton	Asphalt Sidewalk Replacement	\$49,000			\$49,000	
50401	Triton	Burton Theatre Renovations	\$130,800			\$130,800	\$217,743
50401	Triton	Campus Drainage-Phase III	\$464,100			\$464,100	
50401	Triton	Campus Handrail Replacement	\$226,663			\$226,663	\$199,320
50401	Triton	Ceramic Lab Ventilation	\$93,200			\$93,200	\$92,960
50401	Triton	Chiller Replacement		\$75,000		\$75,000	
50401	Triton	Chiller Replacement	\$277,000			\$277,000	
50401	Triton	Code Corrections Pool	\$107,800			\$107,800	
50401	Triton	College Center Rehab/PhaseIII		\$130,000		\$130,000	
50401	Triton	Construction Defects	\$18,389	\$1,773,206		\$1,791,595	
50401	Triton	Construction Defects		\$6,800,000		\$6,800,000	
50401	Triton	Dental Lab Renovations	\$105,270			\$105,270	\$105,085
50401	Triton	Drainage Repairs	\$56,300			\$56,300	
50401	Triton	East Campus Parking Lot Rehab		\$221,540		\$221,540	\$175,343
50401	Triton	East Campus Roadway Repairs		\$88,275		\$88,275	\$88,275
50401	Triton	Electrical Renov.-J,T,B,H	\$330,870			\$330,870	
50401	Triton	Elevator ADA Compliance	\$175,000			\$175,000	
50401	Triton	Elevator Upgrades-LRC		\$125,000		\$125,000	\$188,886
50401	Triton	Emergency Lighting Replacement	\$100,000			\$100,000	\$83,333
50401	Triton	Exterior Painting-Three Bldgs		\$35,000		\$35,000	
50401	Triton	Handrail Replacement-LRC Bldg.	\$48,600			\$48,600	
50401	Triton	Hazardous Material Storage	\$65,000			\$65,000	
50401	Triton	Hazardous Walk Replacement	\$69,700			\$69,700	
50401	Triton	Industrial Careers Roof Rehabilitation	\$151,800			\$151,800	\$106,230
50401	Triton	Install Auto Door Operators	\$78,360			\$78,360	
50401	Triton	Land/Building at 1708 Main St.in Melrose Park	\$482,000			\$482,000	\$482,000
50401	Triton	Line Bridges Asbestos Abatement	\$99,630			\$99,630	\$168,800
50401	Triton	LRC Addition	\$400,000	\$1,200,000		\$1,600,000	
50401	Triton	LRC Roof Repairs	\$244,000			\$244,000	

Illinois Community College Board
Table V-12
BUDGETED REVENUE FOR COMMUNITY COLLEGE CONSTRUCTION
FOR PROJECTS COMPLETED SINCE JANUARY 1990

DISTRICT	COLLEGE NAME	PROJECT NAME	Budgeted Revenue			APPROVED/FINAL PROJECT COST	FINAL PROJECT COST*
			LOCAL	STATE	FEDERAL		
50401	Triton	Natorium Dehumidification	\$50,000			\$50,000	\$40,472
50401	Triton	Parking Lot Rehab		\$95,500		\$95,500	
50401	Triton	Parking Lot Resurfacing		\$161,690		\$161,690	
50401	Triton	Plumbing Replace-Bldgs T C & J	\$330,600			\$330,600	
50401	Triton	Potable Water Distribution System Rehab	\$220,000	\$659,000		\$879,000	
50401	Triton	Replace Tech. Bldg Chiller	\$185,000			\$185,000	
50401	Triton	Replacement of Chillers	\$273,000			\$273,000	
50401	Triton	Resurface Parking Lot		\$126,800		\$126,800	
50401	Triton	Roadway Resurfacing		\$161,690		\$161,690	
50401	Triton	Roof Rehabilitation - Business Building		\$167,500		\$167,500	\$165,394
50401	Triton	Roof Replace-Bookstore & J Bld	\$169,000			\$169,000	
50401	Triton	Roof Replacement - 1708 Main St. Melrose Park		\$174,600		\$174,600	\$145,241
50401	Triton	Roof Replacement/Conn. Links	\$95,840			\$95,840	
50401	Triton	Roof Replacement/Stadium &	\$87,500			\$87,500	
50401	Triton	Roof Replacement-AT&P Bldgs.	\$390,600			\$390,600	
50401	Triton	Roof Replacement-Cernan Ctr.	\$107,520			\$107,520	
50401	Triton	Roof Replacement-Collins Ctr.	\$604,800			\$604,800	\$443,337
50401	Triton	Roof Replacement-R.Collins Ctr	\$600,000			\$600,000	
50401	Triton	Science Lab Renovations	\$350,477			\$350,477	\$281,173
50401	Triton	Security Lighting Replacement	\$43,800			\$43,800	
50401	Triton	Security Site Lighting	\$243,800			\$243,800	
50401	Triton	Shower Room Accessibility	\$73,500			\$73,500	
50401	Triton	Stadium Repairs	\$46,200			\$46,200	
50401	Triton	Storm Sewer Manhole Replacements-West Lot	\$45,000			\$45,000	\$36,010
50401	Triton	Technology Building Roof Repl	\$215,000			\$215,000	
50401	Triton	Tuckpointing	\$102,600			\$102,600	\$127,618
50401	Triton	Underground Stor. Tank Survey	\$25,500			\$25,500	
50401	Triton	Underground Storage Tank Remov	\$61,607			\$61,607	
50401	Triton	Unit Heater Replacement	\$47,500			\$47,500	
50401	Triton	Utility Tunnel Repair	\$25,700			\$25,700	
50401	Triton	Ventilation Corrections	\$359,800			\$359,800	
50401	Triton	Walkway Replacement	\$227,800			\$227,800	
50401	Triton	Walkway/Safety Lighting	\$625,800			\$625,800	
50401	Triton	Water Tower Repairs	\$140,100			\$140,100	
50401	Triton	Welding & Auto Shop HVAC/Elec	\$205,950			\$205,950	\$206,127
50401	Triton	West Campus Cable Replacement	\$354,500			\$354,500	
		Subtotal	\$10,283,676	\$12,234,134	\$0	\$22,517,810	\$3,618,743
51601	Waubonsee	A/C Chiller Conversion Ph.III	\$300,000			\$300,000	\$300,000
51601	Waubonsee	AC Chiller Conversion-Phase II	\$400,000			\$400,000	\$458,575
51601	Waubonsee	ADA Accessible Bldg Entrance	\$50,000			\$50,000	\$37,659
51601	Waubonsee	Asbestos Removal Phase II	\$300,000			\$300,000	
51601	Waubonsee	Campus Entry Roadway	\$150,000			\$150,000	
51601	Waubonsee	Campus Security Upgrade	\$200,000			\$200,000	\$203,121
51601	Waubonsee	Chiller Conversion Phase I	\$350,000			\$350,000	\$350,000
51601	Waubonsee	Classroom/Training Building Construction	\$9,450,000			\$9,450,000	
51601	Waubonsee	Collins Library ADA Counter Remodeling		\$24,600		\$24,600	\$12,337
51601	Waubonsee	Construct Classroom Bldg.				\$0	
51601	Waubonsee	Construction/Lease Facilities	\$6,200,000			\$6,200,000	
51601	Waubonsee	Domestic Water System Improvements	\$110,000			\$110,000	
51601	Waubonsee	Emerg.Lighting Upgrade-Clns, Aklw, Weig Halls	\$118,800			\$118,800	\$24,740
51601	Waubonsee	Energy Usage Study-Chiller	\$25,000			\$25,000	
51601	Waubonsee	Erickson Hall		\$95,940		\$95,940	\$72,968
51601	Waubonsee	Exterior Lighting Upgrade		\$161,440		\$161,440	
51601	Waubonsee	Exterior Lighting/Phase II	\$80,720			\$80,720	
51601	Waubonsee	Exterior Waterproofing-Dickson	\$50,000			\$50,000	
51601	Waubonsee	Fire Alarm Upgrade-Campuswide	\$100,000			\$100,000	\$100,803
51601	Waubonsee	Gym Bleacher Replacement		\$108,900		\$108,900	
51601	Waubonsee	Gym Floor Refinishing	\$24,000			\$24,000	
51601	Waubonsee	Hazardous Entrance - Phase III	\$100,000			\$100,000	
51601	Waubonsee	Hoyt Block Acquisitions in Aurora	\$3,148,000			\$3,148,000	
51601	Waubonsee	HVAC Upgrade Ph.II	\$1,390,000			\$1,390,000	\$1,771,993
51601	Waubonsee	HVAC Upgrades-Dickson, Bodie, VonOhlen PhIII	\$1,499,625			\$1,499,625	\$1,817,890
51601	Waubonsee	Infrastructure Upgrade		\$895,600		\$895,600	\$1,172,299
51601	Waubonsee	Lighting Retrofit Ph.I-Akerlow	\$150,000			\$150,000	\$308,452
51601	Waubonsee	Maintenance Facility	\$2,200,000			\$2,200,000	\$2,240,675
51601	Waubonsee	New Campus Entrance-Phase II	\$450,000			\$450,000	
51601	Waubonsee	Parking Lot and Roadway Repair		\$49,000		\$49,000	
51601	Waubonsee	Plano Property Acquisition	\$10			\$10	\$843
51601	Waubonsee	Plumbing System/Sprinkler	\$225,000			\$225,000	
51601	Waubonsee	Power Supply Upgrades	\$50,000			\$50,000	\$34,097

Illinois Community College Board
Table V-12
BUDGETED REVENUE FOR COMMUNITY COLLEGE CONSTRUCTION
FOR PROJECTS COMPLETED SINCE JANUARY 1990

DISTRICT	COLLEGE NAME	PROJECT NAME	Budgeted Revenue			APPROVED/FINAL PROJECT COST	FINAL PROJECT COST*
			LOCAL	STATE	FEDERAL		
51601	Waubonsee	Repair Roofs	\$100,000			\$100,000	
51601	Waubonsee	Repair Water Treat. Fac. II	\$275,000			\$275,000	
51601	Waubonsee	Repair Water Treatment	\$100,000			\$100,000	
51601	Waubonsee	Replace Roof-Von Ohlen Hall	\$100,000			\$100,000	\$96,336
51601	Waubonsee	Reroof Building A	\$133,415			\$133,415	\$104,776
51601	Waubonsee	Reroof Collins Hall	\$224,000			\$224,000	
51601	Waubonsee	Reroof Dickson Center	\$230,000			\$230,000	
51601	Waubonsee	Science Building	\$13,375,000			\$13,375,000	\$11,614,547
51601	Waubonsee	Site Drainage Improvements-Akerlow Hall	\$35,640			\$35,640	\$92,750
51601	Waubonsee	South Parking Lot Repaving		\$250,000		\$250,000	\$192,610
51601	Waubonsee	Southeastern Extension Center	\$3,990,000			\$3,990,000	
51601	Waubonsee	Sprinkler/Plumbing Improvement	\$300,000			\$300,000	
51601	Waubonsee	UST Removal/Replacement	\$50,000			\$50,000	
51601	Waubonsee	Window Replacement		\$21,997		\$21,997	
51601	Waubonsee	Window Replacement, Phase II		\$71,386		\$71,386	
		Subtotal	\$46,034,210	\$1,678,863	\$0	\$47,713,073	\$21,007,470
53901	Wood	Accessibility Compliance	\$26,620			\$26,620	
53901	Wood	Accessibility Improvements	\$25,000			\$25,000	
53901	Wood	ADA Accessibility Compliance	\$25,000			\$25,000	\$25,167
53901	Wood	ADA Alterations	\$30,850			\$30,850	
53901	Wood	ADA Door Modifications		\$57,000		\$57,000	\$47,318
53901	Wood	ADA-Accessibility Improvement	\$30,585			\$30,585	
53901	Wood	Building D- Phase II Campus Development	\$1,812,000	\$6,536,000		\$8,348,000	\$8,729,612
53901	Wood	Buildings B & C- Phase I Campus Development	\$4,080,000	\$12,240,000		\$16,320,000	\$15,646,212
53901	Wood	Code Compliance	\$75,000			\$75,000	
53901	Wood	Emergency Generation System	\$108,000			\$108,000	
53901	Wood	Emergency Response System	\$69,415			\$69,415	
53901	Wood	Erosion Control & Drainage	\$45,420			\$45,420	
53901	Wood	Greenhouse Addition	\$85,000			\$85,000	\$120,579
53901	Wood	HVAC and Electrical Repair	\$73,380			\$73,380	
53901	Wood	HVAC Upgrade	\$120,000			\$120,000	\$123,110
53901	Wood	Lighting Retrofits	\$103,200			\$103,200	\$18,973
53901	Wood	Mech. Repair Work	\$69,150			\$69,150	
53901	Wood	Multi-Purpose Student Activity Building	\$5,500,000			\$5,500,000	\$5,538,932
53901	Wood	New Campus-Planning	\$623,900	\$1,871,800		\$2,495,700	\$1,744,100
53901	Wood	Parking Lot Repair		\$78,908		\$78,908	\$73,029
53901	Wood	Partial Roof Replacement	\$43,200			\$43,200	\$40,147
53901	Wood	Pave Park. Lot & Install Drain		\$9,000		\$9,000	
53901	Wood	Restroom Remodeling	\$18,000	\$32,100		\$50,100	\$50,550
53901	Wood	Roof Replacement on Agriculture Center		\$220,000		\$220,000	\$130,715
53901	Wood	Science & Tech. Building	\$354,500	\$1,795,500		\$2,150,000	\$2,472,626
53901	Wood	Site Acquisition	\$1,275,000			\$1,275,000	
53901	Wood	Site Acquisition	\$118,000			\$118,000	
53901	Wood	Site Preparation	\$59,424			\$59,424	
53901	Wood	STC Lower Level Remodeling	\$245,000			\$245,000	\$236,596
53901	Wood	STC New Parking Lot	\$182,000			\$182,000	\$138,302
53901	Wood	STC Road and Parking Area	\$266,000			\$266,000	\$255,086
53901	Wood	Structural Improvements	\$233,631			\$233,631	\$244,353
		Subtotal	\$15,697,275	\$22,840,308	\$0	\$38,537,583	\$35,635,407

*If different than Approved/Final Project Cost

SOURCE OF DATA: ICCB Records

Illinois Community College Board
Table V-13
BUDGETED REVENUE FOR PERMENANT COMMUNITY COLLEGE FACILITIES
UNDER CONSTRUCTION OR PLANNED AS OF MAY 2007

<u>Distirct #</u>	<u>District/College Name</u>	<u>Project Name</u>	<u>Local Funding</u>	<u>State Funding</u>	<u>Total Project Budget</u>
50300	Black Hawk	Energy Mgmt/Air Qual. Upgrades	\$574,000		\$574,000
50301	Black Hawk	ADA Improvements-East Campus	\$96,800		\$96,800
50301	Black Hawk	ADA Ramp & Restroom Improvements		\$141,143	\$141,143
50301	Black Hawk	Agriculture Education Center	\$717,000	\$825,000	\$1,542,000
50301	Black Hawk	Asbestos Abatement (Class & Lecture Rooms)	\$194,700		\$194,700
50301	Black Hawk	Ceiling Door Replacement-East Campus	\$61,000		\$61,000
50301	Black Hawk	Concrete Roadway/Storm Sewer replacements/QC	\$126,990		\$126,990
50301	Black Hawk	Drainage/Sidewalk Improvements/ EC quad area	\$86,280		\$86,280
50301	Black Hawk	Electrical Upgrades	\$820,100		\$820,100
50301	Black Hawk	Electrical& Ext. Lighting Upgrades Campuswide	\$173,500		\$173,500
50301	Black Hawk	Energy Conservation-Quad Cities Campus	\$132,451		\$132,451
50301	Black Hawk	Indoor Air Quality Testing	\$36,300		\$36,300
50301	Black Hawk	Kewanee Agricultural Center Ph II	\$760,000	\$40,000	\$800,000
50301	Black Hawk	Kewanee Community Educational Center	\$3,374,100		\$3,374,100
50301	Black Hawk	Life Safety Upgrades	\$63,725		\$63,725
50301	Black Hawk	Mechanical System Upgrades-Quad City Campus	\$1,273,900		\$1,273,900
50301	Black Hawk	Ramp,Sidewalks,& Stairs at EC A-Wing Entrance	\$55,620		\$55,620
50301	Black Hawk	Roof Replacements-EC Buildings 1, 2, 3, 4	\$124,974		\$124,974
50301	Black Hawk	Roofing Replacement-Quad City Campus	\$82,000		\$82,000
50301	Black Hawk	Sidewalk, stairs, & lighting at QC lot #4	\$939,447		\$939,447
50301	Black Hawk	Sidewalk,Drainage,Parking Lot(Phase 2)	\$739,300		\$739,300
50301	Black Hawk	Sidewalks, Stairs, Paving & Parking Upgrades	\$390,800		\$390,800
50301	Black Hawk	Tuckpointing & Exterior wall upgrades	\$473,200		\$473,200
50301	Black Hawk	Various Building upgrades	\$323,900		\$323,900
50803	CCC-Malcom X	Allied Health Remodeling	\$1,512,000	\$4,539,000	\$6,051,000
50805	CCC-Olive-Harvey	New Building-planning	\$333,333	\$1,000,000	\$1,333,333
50806	CCC-Richard J. Daley	4153 West 76th Street Chicago;Land/Building	\$2,400,000		\$2,400,000
50806	CCC-Richard J. Daley	Industrial Technology Center-Partial Funding	\$1,471,000	\$4,413,000	\$5,884,000
50800	Chicago-Districtwide	Remodeling for Workforce Preparation Centers	\$1,287,000	\$3,862,000	\$5,149,000
50800	Chicago-Districtwide	Sidewalk and Parking Lot Improvements		\$8,000,000	\$8,000,000
50801	Chicago-Kennedy King	Remodel Culinary Arts Program	\$3,625,000	\$10,875,000	\$14,500,000
50701	Danville	Asphalt Repair/Paving-Trucking & Serv Areas		\$177,655	\$177,655
50701	Danville	Bleacher Replacement-Mary Miller Center	\$257,000		\$257,000
50701	Danville	Bremer Conference Center Remodeling	\$1,994,100	\$3,452,700	\$5,446,800
50701	Danville	Chiller Replacements in Clock Tower Center	\$360,000		\$360,000
50701	Danville	Entrance Drive Asphaltng		\$149,000	\$149,000
50201	DuPage	Early Childhood Education Center	\$4,999,573		\$4,999,573
50201	DuPage	Fire Alarm System Upgrade	\$590,407	\$609,593	\$1,200,000
50201	DuPage	Health Careers & Natural Science Center	\$60,239,058		\$60,239,058
50201	DuPage	Instructional Center HVAC Upgrades	\$0	\$2,228,000	\$2,228,000
50201	DuPage	Technology Education Center	\$48,262,710		\$48,262,710
50901	Elgin	Blding/Land Acquisition- 1741 Fleetwood Dr.	\$577,400		\$577,400
50901	Elgin	Parking Lot 5 Replacement		\$566,634	\$566,634
50901	Elgin	Roof Replacement on Math & Science Center		\$160,000	\$160,000
51201	Harper	ADA Automatic Door Openers	\$95,000		\$95,000
51201	Harper	Asbestos Abatement Phase III	\$600,000		\$600,000
51201	Harper	Campus Wide Asbestos Abatement- Phase II	\$300,000		\$300,000
51201	Harper	Convertor Replacement-Building M	\$157,798		\$157,798
51201	Harper	Elevator Upgrades-Building A	\$72,283		\$72,283
51201	Harper	Entrance Door Replacement-Bldgs C, D, M	\$161,383		\$161,383
51201	Harper	Fire Alarm Replacement	\$200,000		\$200,000
51201	Harper	Fire Alarm Replacement Ph. II	\$400,000		\$400,000
51201	Harper	Fire Alarm Replacement Phase III	\$500,000		\$500,000
51201	Harper	Masonry Tuckpointing on Buildings I,J & S	\$50,000		\$50,000
51201	Harper	Multi-Purpose Instructional Bldg./Renovations	\$7,372,900	\$7,173,200	\$14,546,100
51201	Harper	Parking Lot Rehabilitation -Lots 1 & 4		\$700,000	\$700,000
51201	Harper	Roof Repairs on Buildings C & P	\$50,000		\$50,000
51201	Harper	Roof Replacement-Buildings K and L	\$1,393,680		\$1,393,680
51201	Harper	Science,Emerging Tech, & Health Care Bldgs	\$95,219,599		\$95,219,599
51201	Harper	Stair Tread Replacement	\$150,000		\$150,000
51201	Harper	Tunnel Repairs	\$250,000		\$250,000
51201	Harper	Utility Tunnel Repairs	\$248,325		\$248,325
54001	Heartland	Parking Lot & Roadway Improvements		\$246,000	\$246,000
54001	Heartland	Workforce Development Center	\$4,493,100	\$13,479,400	\$17,972,500
51401	Illinois Central	Boiler Asbestos Abatement-North Campus		\$75,000	\$75,000
51401	Illinois Central	Boiler insulation Replacement-North Campus	\$105,000		\$105,000
51401	Illinois Central	Carpet Replacement	\$250,000		\$250,000
51401	Illinois Central	Chilled Water System Upgrades	\$199,000		\$199,000
51401	Illinois Central	Courtyard Sidewalk Replacement-Phase I	\$290,000		\$290,000

Illinois Community College Board
Table V-13
BUDGETED REVENUE FOR PERMANENT COMMUNITY COLLEGE FACILITIES
UNDER CONSTRUCTION OR PLANNED AS OF MAY 2007

<u>District #</u>	<u>District/College Name</u>	<u>Project Name</u>	<u>Local Funding</u>	<u>State Funding</u>	<u>Total Project Budget</u>
51401	Illinois Central	Door Replacement & Hardware Upgrade- North	\$75,000		\$75,000
51401	Illinois Central	E.Campus Remodeling-lighting,ceilings,carpet		\$266,620	\$266,620
51401	Illinois Central	Elevator Upgrades	\$165,000		\$165,000
51401	Illinois Central	Elevator Upgrades-Phase II	\$160,000		\$160,000
51401	Illinois Central	Engine Exhaust System-AIT 253	\$95,000		\$95,000
51401	Illinois Central	Exhaust System-Biology Lab Academic Bldg	\$65,600		\$65,600
51401	Illinois Central	Exterior Lighting Upgrades-Phase II	\$157,355		\$157,355
51401	Illinois Central	Fire Alarm Improvements-Phase I North Campus	\$75,000		\$75,000
51401	Illinois Central	Fire Alarm System Upgrades-Arbor Hall	\$126,400		\$126,400
51401	Illinois Central	Fire Alarm System Upgrades-Exterior Speakers	\$40,000		\$40,000
51401	Illinois Central	Fire Alarm Upgrades	\$175,000		\$175,000
51401	Illinois Central	Fire Door Hardware & Security Upgrades	\$75,000		\$75,000
51401	Illinois Central	Fire Door Hardware & Security Upgrades-Phase	\$50,000		\$50,000
51401	Illinois Central	Fire Retardant Curtain Replacement	\$62,874		\$62,874
51401	Illinois Central	Fire Sprinkler Upgrades-Arbor Hall	\$212,500		\$212,500
51401	Illinois Central	ICC N. Campus Acquisition	\$5,500,000		\$5,500,000
51401	Illinois Central	Intersection improvements-North Campus	\$332,000		\$332,000
51401	Illinois Central	Library/Administration Remodeling		\$406,285	\$406,285
51401	Illinois Central	Life Safety Renovations-TK Building	\$2,039,527		\$2,039,527
51401	Illinois Central	Lighting Improvements-College Dr-Phase I	\$100,000		\$100,000
51401	Illinois Central	Loading Dock Repair	\$43,000		\$43,000
51401	Illinois Central	Manufacturing Technology Center		\$16,224,000	\$16,224,000
51401	Illinois Central	Nature Court Improvements	\$303,102		\$303,102
51401	Illinois Central	Parking Lot -Relocation & Reconstruction	\$900,000		\$900,000
51401	Illinois Central	Parking Lots A&B - Phase II	\$1,450,000		\$1,450,000
51401	Illinois Central	Parking lots A&B-Phase III East Campus	\$208,300		\$208,300
51401	Illinois Central	Pedestrian Bridge/ ADA Improvements		\$184,488	\$184,488
51401	Illinois Central	Realignment of Ring Road-Phase I	\$307,528		\$307,528
51401	Illinois Central	Roof Replacement-Arbor and Elm Hall	\$534,800		\$534,800
51401	Illinois Central	Roof Replacement-Bldg B3-ICC North	\$326,600		\$326,600
51401	Illinois Central	Roof Replacement-Bookstore/Entrance Ctr	\$163,000		\$163,000
51401	Illinois Central	Roof Replacement-Buildings C & B2 ICC North	\$549,960		\$549,960
51401	Illinois Central	Sanitary Sewer Rehabilitation Ph. I	\$110,000		\$110,000
51401	Illinois Central	Science Lab Upgrades	\$190,000		\$190,000
51401	Illinois Central	Science Lab Upgrades-Phase II	\$449,370		\$449,370
51401	Illinois Central	Security System Upgrade	\$230,000		\$230,000
51401	Illinois Central	Sidewalk Replacement-Phase II Courtyard	\$390,000		\$390,000
51401	Illinois Central	Signalized Pedestrian Crossing	\$50,000		\$50,000
51401	Illinois Central	Site lighting Improvements-ICC North Camous	\$75,000		\$75,000
51401	Illinois Central	Stair Tower Renovations	\$284,400		\$284,400
51401	Illinois Central	Storm Sewer Repairs	\$55,000		\$55,000
52900	Illinois Eastern	ADA Compliance Work	\$287,400		\$287,400
52900	Illinois Eastern	ADA Natatorium Renovations	\$245,000		\$245,000
52900	Illinois Eastern	Asbestos Surveys & Abatement	\$529,507		\$529,507
52900	Illinois Eastern	Bleacher Replacement	\$179,850		\$179,850
52900	Illinois Eastern	Combustible Wall Panel Replacement	\$178,291		\$178,291
52900	Illinois Eastern	Compressed Air Sytem Replacement-WVC	\$99,329		\$99,329
52900	Illinois Eastern	District Wide Improvements-FY 03 Cap Renewal		\$298,400	\$298,400
52900	Illinois Eastern	Floor Tile Replacement	\$48,400		\$48,400
52900	Illinois Eastern	FY 2004 Capital Renewal Improvements		\$194,295	\$194,295
52900	Illinois Eastern	Greenhouse Glass Replacement	\$51,400		\$51,400
52900	Illinois Eastern	HVAC Supplement & Upgrade	\$593,505		\$593,505
52900	Illinois Eastern	Lighting & Fire Alarm Upgrade	\$154,600		\$154,600
52900	Illinois Eastern	Repair Stairways & Elevators	\$121,460		\$121,460
52900	Illinois Eastern	Roof Replacement-LTC Gym	\$267,900		\$267,900
52900	Illinois Eastern	Roof Replacements/Repair	\$1,013,755		\$1,013,755
52900	Illinois Eastern	Site Paving Replacement-OCC,WVC,FCC	\$176,641		\$176,641
52900	Illinois Eastern	Tuckpoint Exterior Walls	\$37,200		\$37,200
52900	Illinois Eastern	Upgrade Plumbing	\$67,200		\$67,200
52900	Illinois Eastern	Ventilation Upgrades-OCC	\$60,500		\$60,500
52901	Illinois Eastern	Greenhouse Building	\$156,700		\$156,700
52902	Illinois Eastern	Stairwell Improvements & Lighting Replacement		\$129,617	\$129,617
51301	Illinois Valley	Asbestos Removal-Bookstore	\$200,400		\$200,400
51301	Illinois Valley	Asbestos/Maintenance Bldg.	\$32,040		\$32,040
51301	Illinois Valley	Ceiling, Lighting Replace & wiring mod ph. 3	\$420,749		\$420,749
51301	Illinois Valley	Computer Server Room Improvements	\$1,185,350		\$1,185,350
51301	Illinois Valley	Courtyard & Extrior Wall mount light replace	\$68,100		\$68,100
51301	Illinois Valley	Fire Door Upgrade-Lower level corridors	\$89,572		\$89,572
51301	Illinois Valley	Handrails & Retaining Wall modifications	\$55,185		\$55,185

Illinois Community College Board
Table V-13
BUDGETED REVENUE FOR PERMANENT COMMUNITY COLLEGE FACILITIES
UNDER CONSTRUCTION OR PLANNED AS OF MAY 2007

<u>Distirct #</u>	<u>District/College Name</u>	<u>Project Name</u>	<u>Local Funding</u>	<u>State Funding</u>	<u>Total Project Budget</u>
51301	Illinois Valley	Repair/Replace Roads & Paving	\$100,800	\$897,873	\$998,673
51301	Illinois Valley	Replace Display Cases	\$148,151		\$148,151
51301	Illinois Valley	Replace Emergency Generator	\$348,875		\$348,875
51301	Illinois Valley	Replace Heating Units-Welding & Auto Shop	\$43,000		\$43,000
51301	Illinois Valley	Stage Curtain & Lighting Replacement	\$236,950		\$236,950
51301	Illinois Valley	Stairwell Doors & Hardware replacement	\$335,565		\$335,565
51301	Illinois Valley	Thermograhic & Energy Study-Phase I	\$60,000		\$60,000
53901	John Wood	Emergency Audio Evacuation System	\$51,700		\$51,700
53901	John Wood	Multi-Purpose Student Activity Building	\$5,500,000		\$5,500,000
53901	John Wood	Roof Replacement on Agriculture Center		\$220,000	\$220,000
52501	Joliet	City Center Buildings & Land Ownership	\$1	\$0	\$1
52501	Joliet	Fire Alarm Replacement	\$625,000		\$625,000
52501	Joliet	Fire Alarm System Phase II	\$340,777		\$340,777
52501	Joliet	Repair and Covering Auto Shop Floor	\$130,000		\$130,000
52501	Joliet	Roof Replacemen Building J	\$657,000		\$657,000
52501	Joliet	Weitendorf Agricultural Educational Center	\$2,263,063		\$2,263,063
52001	Kankakee	Asbestos Abatement-Vinyl Tile	\$36,024		\$36,024
52001	Kankakee	Bleacher Renovation -ADA	\$185,315		\$185,315
52001	Kankakee	Fine Arts and Applied Technology Center	\$1,344,000	\$6,732,000	\$8,076,000
52001	Kankakee	HVAC Upgrade in Activities Center		\$339,900	\$339,900
52001	Kankakee	Video Surveillance System Phase I	\$173,700		\$173,700
52001	Kankakee	Video Surveillance System-Phase II	\$131,300		\$131,300
52001	Kankakee	Workforce Development Center		\$7,000,000	\$7,000,000
50101	Kaskaskia	325 South Poplar in Centralia (land & blding)	\$275,000		\$275,000
50101	Kaskaskia	ADA Signage (Campus Wide)	\$72,160		\$72,160
50101	Kaskaskia	Automatic Door Operators	\$31,411		\$31,411
50101	Kaskaskia	Commons Lighting	\$181,392		\$181,392
50101	Kaskaskia	Emergency Lighting/Sign improvements Phase I	\$176,920		\$176,920
50101	Kaskaskia	Health and Professional Careers Center	\$2,486,100	\$7,986,900	\$10,473,000
50101	Kaskaskia	Heating System Improvements	\$63,000		\$63,000
50101	Kaskaskia	Land Acquisition & Vandalia Campus Ph. I	\$5,745,000		\$5,745,000
50101	Kaskaskia	Lifelong Learning Center Ph. I	\$2,950,000		\$2,950,000
50101	Kaskaskia	Lighting & Ceiling Replacement in Gymnasium	\$105,000		\$105,000
50101	Kaskaskia	Parking Lot & Keister Drive Repairs	\$98,966		\$98,966
50101	Kaskaskia	Replacement of Building Air Handler-Gym	\$135,600		\$135,600
50101	Kaskaskia	Replacement of Restroom Exhaust Fan	\$48,200		\$48,200
50101	Kaskaskia	Replacement of Zone Pump	\$190,000		\$190,000
50101	Kaskaskia	Roof Replacement Administration Building	\$159,122		\$159,122
50101	Kaskaskia	Science Lab renovations-Phase I	\$213,904		\$213,904
50101	Kaskaskia	Sports & Wellness Complex	\$3,064,622		\$3,064,622
50101	Kaskaskia	Unit Ventilator Replacement	\$147,600		\$147,600
50101	Kaskaskia	Unit Ventilator Replacement in Library Blding	\$262,051		\$262,051
50101	Kaskaskia	Water Valve Replacement	\$91,351		\$91,351
52301	Kishwaukee	Early Childhood Development Center Building	\$315,000	\$1,200,000	\$1,515,000
52301	Kishwaukee	North Parking Lot Replacement		\$1,113,442	\$1,113,442
53201	Lake County	Fire & Emergency Response System Renovations	\$113,000		\$113,000
53201	Lake County	Lakeshore ADA Door Replacements		\$25,000	\$25,000
53201	Lake County	LRC Precast Beam Repairs		\$230,000	\$230,000
53201	Lake County	Provide Emergency Generator for C Wing		\$238,000	\$238,000
53201	Lake County	Roof Replacement - Lakeshore South Building	\$132,000		\$132,000
53201	Lake County	South Lake Classroom Building Construction	\$10,000,000		\$10,000,000
53201	Lake County	Technology Building Construction-Phase II	\$6,403,000	\$26,504,000	\$32,907,000
53201	Lake County	Water Main Improvements at Grayslake Campus		\$326,500	\$326,500
53201	Lake County	Window (exterior) Sealant Replacement	\$560,000		\$560,000
53201	Lake County	Window Retrofits A/B Wings	\$174,000		\$174,000
51701	Lake Land	Chiller Renovation	\$88,000		\$88,000
51701	Lake Land	Fitness Center Addition	\$2,192,000		\$2,192,000
51701	Lake Land	Generator Installation	\$914,760		\$914,760
51701	Lake Land	HVAC upgrade & Floor Finishes in Student Ctr.	\$435,000		\$435,000
51701	Lake Land	Parking Lot Lighting	\$153,000		\$153,000
51701	Lake Land	Parking Lot Modifs Improvements -NE Lot/Road	\$50,000		\$50,000
51701	Lake Land	Repair of Theater Stage	\$61,000		\$61,000
51701	Lake Land	Roof Repair Field House	\$101,000		\$101,000
51701	Lake Land	Roof Replacements-Admin & Student Svcs Blding	\$275,000		\$275,000
51701	Lake Land	Sidewalk Repair & Lighting	\$94,000		\$94,000
51701	Lake Land	Student Center Adm Offices Renovation		\$278,000	\$278,000
51701	Lake Land	Student Services Building Addition	\$2,240,500	\$6,721,600	\$8,962,100
51701	Lake Land	Technology Blding (Ctr for Tech Ed) Ph. II	\$1,982,100	\$5,946,400	\$7,928,500
51701	Lake Land	Technology Building Ph.III (Ag Industry Ctr)	\$1,002,000	\$3,006,000	\$4,008,000

Illinois Community College Board
Table V-13
BUDGETED REVENUE FOR PERMANENT COMMUNITY COLLEGE FACILITIES
UNDER CONSTRUCTION OR PLANNED AS OF MAY 2007

<u>District #</u>	<u>District/College Name</u>	<u>Project Name</u>	<u>Local Funding</u>	<u>State Funding</u>	<u>Total Project Budget</u>
53601	Lewis and Clark	Caldwell/Fobes Conservatory & Wade Hall		\$569,403	\$569,403
53601	Lewis and Clark	Energy Conservation/Code Compliance/Various	\$2,975,000		\$2,975,000
53601	Lewis and Clark	Hatheway Hall Art Gallery & North Rd Entrance		\$817,103	\$817,103
53601	Lewis and Clark	Macoupin County Comm.Educ.Ctr in Carlinville	\$300,000	\$900,000	\$1,200,000
53601	Lewis and Clark	N.O. Nelson Site Development	\$4,187,500	\$15,624,100	\$19,811,600
53601	Lewis and Clark	Nursing Building & Site Improvements	\$14,600,000		\$14,600,000
53601	Lewis and Clark	Various PHS Projects	\$1,500,000		\$1,500,000
52601	Lincoln Land	ADA Exterior and Interior Signage		\$100,000	\$100,000
52601	Lincoln Land	Air Handling Unit Replacement-Sangamon Annex	\$390,460		\$390,460
52601	Lincoln Land	Code Compliance-Child Development Center	\$205,960		\$205,960
52601	Lincoln Land	Control Upgrades-SREC	\$94,537		\$94,537
52601	Lincoln Land	East Entrance and Exit	\$339,400		\$339,400
52601	Lincoln Land	Elevator Install-Sangamon Annex	\$465,892		\$465,892
52601	Lincoln Land	Exterior Curtain Wall Replacement	\$1,258,259		\$1,258,259
52601	Lincoln Land	Kiln Replacement-Phase II	\$117,084		\$117,084
52601	Lincoln Land	Kiln Upgrade-Sangamon Hall South	\$68,210		\$68,210
52601	Lincoln Land	Logan Hall PHS Structural Improvements	\$1,807,489		\$1,807,489
52601	Lincoln Land	LRC PHS Improvements	\$1,128,188		\$1,128,188
52601	Lincoln Land	Mason Hall PHS Structural Improvements	\$294,050		\$294,050
52601	Lincoln Land	Replacement of Air Handling Unit-gym	\$122,588		\$122,588
52601	Lincoln Land	Sangamon/Menard Hall Renovations	\$904,200	\$3,777,700	\$4,681,900
52601	Lincoln Land	Security and Safety Upgrades-Sangamon Hall	\$99,550		\$99,550
52601	Lincoln Land	Stairway and railing abatement & Replacement	\$239,610		\$239,610
52601	Lincoln Land	Steel Window Replacement	\$890,873		\$890,873
52601	Lincoln Land	Taylorville Regional Center Expansion	\$272,100	\$816,300	\$1,088,400
52601	Lincoln Land	Upgrade Showers-Gym	\$248,800		\$248,800
53001	Logan	Air Handler Replacement-Admin Bldg	\$193,800		\$193,800
53001	Logan	Asbestos Abatement & Replacement	\$93,400		\$93,400
53001	Logan	Asbestos Abatement-Cafeteria,Lounge,Corridor	\$111,548		\$111,548
53001	Logan	Classrooms and Offices Remodeling		\$516,244	\$516,244
53001	Logan	Fire Alarm System Repair	\$85,305		\$85,305
53001	Logan	Mechanical & Electrical Upgrades Campus-Wide	\$457,100		\$457,100
53001	Logan	Plumbing Upgrades	\$167,779		\$167,779
53001	Logan	Replace Cooling Tower C-125	\$157,300		\$157,300
53001	Logan	Replace Electrical Panels Phase I	\$151,511		\$151,511
53001	Logan	Site Lighting-West Parking lot	\$36,300		\$36,300
53001	Logan	Workforce/Community Education Facility		\$10,382,000	\$10,382,000
52801	McHenry	Classroom/Student Services Building	\$3,181,000	\$8,544,000	\$11,725,000
52801	McHenry	Multi Purpose Room Floor Replacement		\$200,000	\$200,000
52801	McHenry	Shamrock Lane Location Remodeling	\$1,340,650		\$1,340,650
52401	Moraine Valley	Absorber installation-Boiler house 1	\$820,000		\$820,000
52401	Moraine Valley	Air Handler Replacement at Building B	\$902,600		\$902,600
52401	Moraine Valley	Classroom/Bookstore Facility	\$1,272,367	\$8,809,200	\$10,081,567
52401	Moraine Valley	Learning Resources Center Remodeling		\$1,105,100	\$1,105,100
52401	Moraine Valley	Roofing Replacment-Buildings F & G	\$890,000		\$890,000
52401	Moraine Valley	Temporary Facilities Replacement	\$900,000	\$2,700,000	\$3,600,000
52701	Morton	Building Envelope Improvements	\$1,000,000		\$1,000,000
52701	Morton	Building Envelope Repairs	\$214,300	\$3,951,700	\$4,166,000
52701	Morton	Computer Lab Renovations	\$876,300		\$876,300
52701	Morton	East Side Site Development	\$2,463,000		\$2,463,000
52701	Morton	Fire Alarm & Emergency Power Upgrades	\$171,612	\$618,988	\$790,600
52701	Morton	Parking Lots,Roadways, Walkways Replacement	\$1,000,000		\$1,000,000
52701	Morton	Science Lab Renovations	\$3,211,915		\$3,211,915
52701	Morton	Student Success Ctr & Computer Lab Renovation	\$1,062,765		\$1,062,765
53501	Oakton	Lavatory Renovations - Phase IV		\$350,000	\$350,000
53501	Oakton	Parking Lot Improvements-Lincoln Ave	\$375,000		\$375,000
53501	Oakton	Ray Hartstein Addition-Phase II	\$2,527,000	\$7,581,000	\$10,108,000
53501	Oakton	Ray Hartstein Campus Expansion	\$3,762,000		\$3,762,000
53501	Oakton	Replacement of CCTV System-Hartstein Campus	\$74,000		\$74,000
53501	Oakton	Road Replacement-College Drive	\$150,000		\$150,000
53501	Oakton	Sidewalk Replacement-Des Plaines campus	\$40,000		\$40,000
50501	Parkland	1307 N.Mattis Ave Land/ Building Acquisition	\$3,600,000		\$3,600,000
50501	Parkland	Agricultural Greenhouse Addition	\$350,000		\$350,000
50501	Parkland	Auto Lab Expansion Ph I	\$250,000		\$250,000
50501	Parkland	Boiler Replacements (in wings B, M, &, X		\$300,000	\$300,000
50501	Parkland	Campus Computer Safety Monitoring Sys - Ph I	\$80,000		\$80,000
50501	Parkland	Campus Drainage Improvements-Phase IV	\$1,300,000		\$1,300,000
50501	Parkland	Chemical Containment & Storage-Grounds	\$50,000		\$50,000
50501	Parkland	Electrical System Upgrades	\$258,000		\$258,000

Illinois Community College Board
Table V-13
BUDGETED REVENUE FOR PERMANENT COMMUNITY COLLEGE FACILITIES
UNDER CONSTRUCTION OR PLANNED AS OF MAY 2007

<u>District #</u>	<u>District/College Name</u>	<u>Project Name</u>	<u>Local Funding</u>	<u>State Funding</u>	<u>Total Project Budget</u>
50501	Parkland	Exterior Dorr Replacement Phase IV	\$150,000		\$150,000
50501	Parkland	Illinois Equestrian Center Ph I	\$3,800,000		\$3,800,000
50501	Parkland	Institutional Drainage Improvements Phase VII	\$1,300,000		\$1,300,000
50501	Parkland	Masonry Repair and Renovation		\$100,000	\$100,000
50501	Parkland	Masonry Repair/Renovation-Phase I	\$350,000		\$350,000
50501	Parkland	Restroom improvements Phase I	\$300,000		\$300,000
50501	Parkland	Restroom Improvements-Phase II	\$300,000		\$300,000
50501	Parkland	Restroom Remodeling Phase I		\$260,000	\$260,000
50501	Parkland	Rooftop Cupalaw Removal		\$100,000	\$100,000
50501	Parkland	Security Monitoring System Phase II	\$80,000		\$80,000
51501	Prairie State	Adult Train/Outreach Center(see proj#08-0198)	\$114,000	\$13,810,800	\$13,924,800
51501	Prairie State	Counseling Remodel & Info.Ctr. Relocation		\$658,800	\$658,800
51501	Prairie State	Courtyard Addition-Financial Aid Services	\$949,700		\$949,700
52101	Rend Lake	ADA Lift Replacement and Door Hardware	\$40,000		\$40,000
52101	Rend Lake	Building Crosswalk & Step Repair	\$33,650		\$33,650
52101	Rend Lake	Building Locks & Security Devices-Phase 2	\$46,625		\$46,625
52101	Rend Lake	Emergency Generator-Child Center	\$59,750		\$59,750
52101	Rend Lake	Exterior Steps & Sidewalk Replacement	\$69,650		\$69,650
52101	Rend Lake	Gutter and Downspout Replacements	\$255,439		\$255,439
52101	Rend Lake	Gutter Replacement-North Oasis	\$42,000		\$42,000
52101	Rend Lake	HVAC Control Upgrade	\$53,300		\$53,300
52101	Rend Lake	Kitchen Renovation(Culinary Program) Ph. II		\$100,279	\$100,279
52101	Rend Lake	Remodel for Technolgy Training Area	\$33,300	\$255,512	\$288,812
52101	Rend Lake	Roof Repair-Vocational Bldg	\$28,410		\$28,410
53701	Richland	Agribusiness & Occupational Technologies Bld	\$727,000	\$2,182,000	\$2,909,000
53701	Richland	Fitness Center/Child Care Classroom Addition	\$360,000		\$360,000
53701	Richland	Land & Farm Progress Show Site Construction	\$1,274,457		\$1,274,457
53701	Richland	Remodel for Culinary Arts Kitchen	\$235,000		\$235,000
53701	Richland	Repair Damaged Panels-Main Campus Bldg	\$50,453		\$50,453
53701	Richland	Roof Repairs	\$497,400		\$497,400
53701	Richland	Sidewalk Replacements	\$118,800		\$118,800
53701	Richland	Technology/Health Occupations Additions	\$2,313,000	\$6,939,000	\$9,252,000
51101	Rock Valley	Accessibility Remodeling-Admin Blding E	\$79,200		\$79,200
51101	Rock Valley	Arts Instructional Center-partial funding	\$3,375,900	\$10,127,800	\$13,503,700
51101	Rock Valley	Asbestos Abatement & Duct Cleaning-PEC	\$48,800		\$48,800
51101	Rock Valley	Asbestos Abatement & Restoration	\$94,381		\$94,381
51101	Rock Valley	Asbestos Abatement-ERC Level 1&2	\$916,802		\$916,802
51101	Rock Valley	Asbestos and Mold Abatement-PEC	\$120,384		\$120,384
51101	Rock Valley	Bathroom Upgrades-ERC	\$317,100		\$317,100
51101	Rock Valley	Bridge Replacement-BST	\$67,410		\$67,410
51101	Rock Valley	Co-Generation System Exhaust Stack Fans	\$110,040		\$110,040
51101	Rock Valley	Cooling Tower Restoration-Boiler House	\$257,083		\$257,083
51101	Rock Valley	Distribution Panels-ERC	\$283,500		\$283,500
51101	Rock Valley	East/West Ramps-ERC	\$52,500		\$52,500
51101	Rock Valley	Educational Resources Center Renovations	\$3,500,000		\$3,500,000
51101	Rock Valley	Electrical Syst Campus-Wide Upgrade/Modif	\$302,000		\$302,000
51101	Rock Valley	Elevator Installation in PE Center	\$206,500		\$206,500
51101	Rock Valley	Elevator Upgrades-ERC	\$384,405		\$384,405
51101	Rock Valley	Emergency Call Boxes-Phase II	\$172,260		\$172,260
51101	Rock Valley	Exterior Lighting System Upgrade	\$444,170		\$444,170
51101	Rock Valley	Gutter Reaplacements - CL1, CL2, ERC, PEC, SC	\$39,796		\$39,796
51101	Rock Valley	Gutter Replacement-ERC	\$105,000		\$105,000
51101	Rock Valley	HVAC Renovation Phase II-ERC	\$755,039		\$755,039
51101	Rock Valley	HVAC System Renovation Ph I at SCCE	\$695,020		\$695,020
51101	Rock Valley	HVAC System Renovation-ERC	\$433,620		\$433,620
51101	Rock Valley	Insulation Siding & Gutters-Building E	\$51,040		\$51,040
51101	Rock Valley	Main Entrance-ERC	\$428,909		\$428,909
51101	Rock Valley	Main Stairs-ERC	\$244,928		\$244,928
51101	Rock Valley	Parking Area Drainage and Safety Improvements	\$235,409		\$235,409
51101	Rock Valley	Parking Lot Modifications-ERC	\$31,500		\$31,500
51101	Rock Valley	Roof Replacement Woodward Technical Center	\$135,500		\$135,500
51101	Rock Valley	Roofing System Replacement	\$216,777		\$216,777
51101	Rock Valley	Stair Upgrades	\$376,420		\$376,420
51101	Rock Valley	Stairwell Upgrade-ERC	\$105,000		\$105,000
51101	Rock Valley	Transformer Replacement-ERC	\$42,000		\$42,000
51101	Rock Valley	Water Service Replacement-Bldg E&G	\$33,060		\$33,060
51801	Sandburg	Allied Health Building Construction	\$1,364,540		\$1,364,540
51801	Sandburg	Child Care Facility-Carthage	\$215,245		\$215,245
51801	Sandburg	Closed Circuit Monitoring System	\$183,750		\$183,750

Illinois Community College Board
Table V-13
BUDGETED REVENUE FOR PERMANENT COMMUNITY COLLEGE FACILITIES
UNDER CONSTRUCTION OR PLANNED AS OF MAY 2007

<u>Distirct #</u>	<u>District/College Name</u>	<u>Project Name</u>	<u>Local Funding</u>	<u>State Funding</u>	<u>Total Project Budget</u>
51801	Sandburg	Code Compliance in Lower E- Wing	\$138,362		\$138,362
51801	Sandburg	Customer Service Area Renovation-Galesburg(E)	\$80,486	\$439,594	\$520,080
51801	Sandburg	Renovate Space for CABI Prog on Main Street	\$431,504		\$431,504
51801	Sandburg	Road/Dock Resurfacing		\$35,150	\$35,150
50601	Sauk Valley	AHU Performance Improvements	\$149,500		\$149,500
50601	Sauk Valley	Asbestos Abatement	\$77,700		\$77,700
50601	Sauk Valley	Boiler Room Improvements	\$388,500		\$388,500
50601	Sauk Valley	CO2 Sensors & Climate Controls Installation	\$53,500		\$53,500
50601	Sauk Valley	Electrical Improvements	\$91,100		\$91,100
50601	Sauk Valley	Fire Doors Improvements	\$75,000		\$75,000
50601	Sauk Valley	Fire Protection System Improvements	\$82,000		\$82,000
50601	Sauk Valley	Hot Water System Improvements	\$76,000		\$76,000
50601	Sauk Valley	Roof Repair/Replacement-Gym	\$200,850		\$200,850
50601	Sauk Valley	Safety Improvements-Cafeteria	\$90,500		\$90,500
50601	Sauk Valley	Safety Railings Improvement-Third Floor	\$35,000		\$35,000
50601	Sauk Valley	Science Lab Renovations		\$865,374	\$865,374
50601	Sauk Valley	T-1 Modifications - Local of RAMP project	\$100,742		\$100,742
50601	Sauk Valley	UV Disinfection-Wastewater Plant	\$77,300		\$77,300
53101	Shawnee	Chilled Water System replacement	\$261,500		\$261,500
53101	Shawnee	Lighting Upgrade-Campus Entrance	\$193,600		\$193,600
53101	Shawnee	Replace HVAC Units-Bldg H & I	\$653,400		\$653,400
51001	South Suburban	Fire Alarm & Detection System Upgrade	\$1,056,660		\$1,056,660
51001	South Suburban	Flood Water Retention		\$437,000	\$437,000
51001	South Suburban	Gym/Facilities Renovation	\$312,500	\$937,500	\$1,250,000
51001	South Suburban	Restroom Renovations-Main Building		\$245,000	\$245,000
53301	Southeastern	Robert Gregg Technology Center Renov & Addit	\$1,278,500	\$3,823,300	\$5,101,800
52201	Southwestern	Academic Building w/Bookstore	\$2,580,200	\$7,740,600	\$10,320,800
52201	Southwestern	Aluminum Wiring Ph II-Bellev	\$493,440		\$493,440
52201	Southwestern	Asbestos Floor Tile Replacement-PSOP Center	\$175,600		\$175,600
52201	Southwestern	Bleacher Replace and Electrical Upgrades	\$700,000		\$700,000
52201	Southwestern	Carllye Avenue Land-154 acres	\$5,250,000		\$5,250,000
52201	Southwestern	Dehumidifiers-BACC	\$91,700		\$91,700
52201	Southwestern	Door Hardware Replacement-BC	\$83,770		\$83,770
52201	Southwestern	Elec Renovations-Belleville	\$224,000		\$224,000
52201	Southwestern	Electr Renovations Ph I-Bellev	\$192,000		\$192,000
52201	Southwestern	Electrical System Modifications-PSOP Center	\$38,400		\$38,400
52201	Southwestern	Electrical/Mechanical Renovations-BC	\$263,350		\$263,350
52201	Southwestern	Fire Alarm/Warning Sys-Ph I Classrooms	\$69,400		\$69,400
52201	Southwestern	Fire Alarm/Warning System-Library & Cafeteria	\$76,050		\$76,050
52201	Southwestern	Fire Science Training Center	\$445,900	\$888,000	\$1,333,900
52201	Southwestern	Generator Replacement-Information Sciences B1	\$280,000		\$280,000
52201	Southwestern	Handicapped Accessible Door Hardware	\$153,300		\$153,300
52201	Southwestern	Heating & Cooling Plant Upgrade-Phase I	\$820,000		\$820,000
52201	Southwestern	Heating & Cooling Plant Upgrades Phase 2	\$958,000		\$958,000
52201	Southwestern	HVAC & Roofing Replacement-Granite City	\$1,450,000		\$1,450,000
52201	Southwestern	Main Campus & Red Bud Renovations	\$739,000	\$2,216,000	\$2,955,000
52201	Southwestern	Main Corridor Ceiling Wiring Tray-BC	\$303,600		\$303,600
52201	Southwestern	Mechanical Renovations-GC/PSOP	\$32,480		\$32,480
52201	Southwestern	Mechanical Upgrades to Phase I-Belleville	\$393,300		\$393,300
52201	Southwestern	Office Ceiling/Lighting-PSOP Center	\$68,600	\$0	\$68,600
52201	Southwestern	Parking Lot C Drainage Renovation II	\$482,870		\$482,870
52201	Southwestern	Parking Lot for Academic Building	\$670,000		\$670,000
52201	Southwestern	Parking Lot Lighting-Bell. Campus	\$265,314		\$265,314
52201	Southwestern	Parking Lot Lighting-Lot C	\$25,000		\$25,000
52201	Southwestern	Plumbing/Mechanical Renovations BC &RBC	\$51,750		\$51,750
52201	Southwestern	Project C Lighting II	\$98,000		\$98,000
52201	Southwestern	PSOP First Floor Renovations	\$150,000		\$150,000
52201	Southwestern	Repair Broken Sidewalk & Handicap Access	\$29,700		\$29,700
52201	Southwestern	Replace Ceiling, Lights, & Floors - Granite C	\$303,800		\$303,800
52201	Southwestern	Replace Ceiling/Lighting-PSOP Center	\$101,228		\$101,228
52201	Southwestern	Safety Repairs to Welding Dept - Belleville	\$28,800		\$28,800
52201	Southwestern	Site Drainage Renovation-Parking Lot C	\$430,000		\$430,000
52201	Southwestern	South Detention Basin-Belleville Campus	\$980,000		\$980,000
52201	Southwestern	Storm Sewer & Fire Water Service-Belleville	\$74,400		\$74,400
52201	Southwestern	Tuckpointing & Refinish Atrium Windows	\$36,300		\$36,300
53401	Spoon River	2400-2410 E.Jackson in Macomb;Land/Buildings	\$1,600,000		\$1,600,000
53401	Spoon River	322-326 E.Randolph St in Havana Land/Building	\$200,000		\$200,000
53401	Spoon River	ADA Door(Canton) & Entrance (Macomb) Upgrades	\$218,600		\$218,600
53401	Spoon River	ADA Doors and Sidewalk Entrances	\$4	\$65,996	\$66,000

Illinois Community College Board
Table V-13
BUDGETED REVENUE FOR PERMENANT COMMUNITY COLLEGE FACILITIES
UNDER CONSTRUCTION OR PLANNED AS OF MAY 2007

<u>Distirt #</u>	<u>District/College Name</u>	<u>Project Name</u>	<u>Local Funding</u>	<u>State Funding</u>	<u>Total Project Budget</u>
53401	Spoon River	ADA Doors on Canton Campus -Phase V	\$91,000		\$91,000
53401	Spoon River	ADA Entry-Canton Campus Centers Bldg	\$214,300		\$214,300
53401	Spoon River	Electrical System Upgrades	\$219,000		\$219,000
53401	Spoon River	HVAC Work (ducts & temp controls)-Macomb	\$287,000		\$287,000
53401	Spoon River	Roof Replacements-Votech Building		\$381,800	\$381,800
53401	Spoon River	Stair Replacement-canton Campus Taylor	\$204,000		\$204,000
53401	Spoon River	Stairwell Repairs & Upgrades	\$149,700		\$149,700
53401	Spoon River	Stairwell Repairs and Upgrades-Engle	\$146,700		\$146,700
53401	Spoon River	Walkway Improvement and Enclosure	\$211,000		\$211,000
50401	Triton	Asbestos Abatement PH II	\$300,000		\$300,000
50401	Triton	Asbestos Abatement-Phase IV	\$300,627		\$300,627
50401	Triton	Asbestos Survey & Abatement	\$300,000		\$300,000
50401	Triton	Campus Asbestos Abatement -Ph III	\$300,000		\$300,000
50401	Triton	Construction Defects-LRC		\$3,800,000	\$3,800,000
50401	Triton	Elevator Safety & Inspection Compliance	\$300,627		\$300,627
50401	Triton	Liberal Arts Structural Defects	\$1,015,000	\$3,687,000	\$4,702,000
50401	Triton	Parking Lot Repairs		\$999,996	\$999,996
50401	Triton	Potable Water Distribution System Rehab	\$220,000	\$659,000	\$879,000
50401	Triton	Security System Upgrade	\$600,000		\$600,000
50401	Triton	Service Tunnel Improvements	\$300,000		\$300,000
51601	Waubonsee	Campus Security Upgrade	\$200,000		\$200,000
51601	Waubonsee	Classroom/Training Building Construction	\$9,450,000		\$9,450,000
51601	Waubonsee	Fire Alarm Device Upgrades Campus Wide	\$1,154,761		\$1,154,761
51601	Waubonsee	Fire Alarm Upgrade-Campuswide	\$100,000		\$100,000
51601	Waubonsee	Hoyt Block Acquisitions in Aurora	\$3,148,000		\$3,148,000
51601	Waubonsee	Sanitary Sewer Rehabilitation	\$292,680		\$292,680
51601	Waubonsee	Sports/Fitness Center Construction	\$2,750,000		\$2,750,000
51601	Waubonsee	Student Center Construction	\$12,050,000		\$12,050,000

Illinois Community College Board
Table V-14
CAPITAL PROJECTS UNDER CONSTRUCTION
FUNDING AUTHORIZED BY PROTECTION, HEALTH, & SAFETY LEGISLATION
AS OF MAY 2008

<u>District</u>	<u>ICCB Project #</u>	<u>Project Name</u>	<u>Approved Budget</u>	
Black Hawk	T 1080-1198	Energy Mgmt/Air Qual. Upgrades	\$574,000	
	T 1225-1299	Energy Conservation-Quad Cities Campus	\$132,451	
	T 1266-1100	Asbestos Abatement (Class & Lecture Rooms)	\$194,700	
	T 1269-1100	Life Safety Upgrades	\$126,500	
	T 1541-1103	Sidewalk, stairs, & lighting at QC lot #4	\$939,447	
	T 1542-1103	Concrete Roadway/Storm Sewer replacements/QC	\$126,990	
	T 1543-1103	Ramp,Sidewalks,& Stairs at EC A-Wing Entrance	\$55,620	
	T 1544-1103	Roof Replacements-EC Buildings 1, 2, 3, 4	\$124,974	
	T 1545-1103	Drainage/Sidewalk Improvements/ EC quad area	\$86,280	
	T 1607-1004	Sidewalk,Drainage,Parking Lot(Phase 2)	\$739,300	
	T 1608-1004	Electrical& Ext. Lighting Upgrades Campuswide	\$173,500	
	T 1609-1004	Indoor Air Quality Testing	\$36,300	
	T 1610-1004	Tuckpointing & Exterior wall upgrades	\$473,200	
	T 1706-1005	Sidewalks, Stairs, Paving & Parking Upgrades	\$390,800	
	T 1707-1005	Electrical Upgrades	\$820,100	
	T 1708-1005	Various Building upgrades	\$323,900	
	T 1798-1106	Mechanical System Upgrades-Quad City Campus	\$1,273,900	
	T 1799-1106	Roofing Replacement-Quad City Campus	\$82,000	
	T 1800-1106	ADA Improvements-East Campus	\$96,800	
	Danville	T 1801-1106	Ceiling Door Replacement-East Campus	\$61,000
T 1570-1203		Chiller Replacements in Clock Tower Center	\$360,000	
Harper	TE 1847-0107	Bleacher Replacement-Mary Miller Center	\$257,000	
	T 1382-1101	Utility Tunnel Repairs	\$248,325	
	T 1458-1102	ADA Automatic Door Openers	\$95,000	
	T 1460-1102	Tunnel Repairs	\$250,000	
	T 1557-1103	Fire Alarm Replacement	\$200,000	
	T 1559-1103	Stair Tread Replacement	\$150,000	
	T 1560-1103	Masonry Tuckpointing on Buildings IJ & S	\$50,000	
	T 1561-1103	Roof Repairs on Buildings C & P	\$50,000	
	T 1647-1104	Campus Wide Asbestos Abatement- Phase II	\$300,000	
	T 1648-1104	Fire Alarm Replacement Ph. II	\$400,000	
	T 1704-1005	Fire Alarm Replacement Phase III	\$500,000	
	TE 1764-0306	Asbestos Abatement Phase III	\$600,000	
	T 1794-1006	Elevator Upgrades-Building A	\$72,283	
	T 1795-1006	Roof Replacement-Buildings K and L	\$1,393,680	
	TE 1796-1006	Entrance Door Replacement-Bldgs C, D, M	\$161,383	
	TE 1797-1006	Convertor Replacement-Building M	\$157,798	
	Illinois Central	T 1273-1100	Sanitary Sewer Rehabilitation Ph. I	\$110,000
		T 1344-0901	Life Safety Renovations-TK Building	\$2,039,527
		T 1571-1203	Parking Lots A&B - Phase II	\$1,450,000
		T 1572-1203	Roof Replacement-Buildings C & B2 ICC North	\$549,960
		T 1573-1203	Site lighting Improvements-ICC North Camous	\$75,000
T 1574-1203		Fire Alarm Improvements-Phase I North Campus	\$75,000	
T 1575-1203		Door Replacement & Hardware Upgrade- North	\$75,000	
T 1633-1104		Parking lots A&B-Phase III East Campus	\$208,300	
T 1634-1104		Loading Dock Repair	\$43,000	
T 1635-1104		Science Lab Upgrades	\$190,000	
T 1636-1104		Chilled Water System Upgrades	\$199,000	
T 1637-1104		Fire Alarm System Upgrades-Exterior Speakers	\$40,000	
T 1638-1104		Roof Replacement-Arbor and Elm Hall	\$534,800	
T 1639-1104		Fire Alarm System Upgrades-Arbor Hall	\$126,400	
T 1640-1104		Exterior Lighting Upgrades-Phase II	\$157,355	
T 1641-1104		Fire Sprinkler Upgrades-Arbor Hall	\$212,500	
T 1642-1104		Elevator Upgrades	\$165,000	
T 1643-1104		Storm Sewer Repairs	\$55,000	
T 1644-1104		Fire Door Hardware & Security Upgrades-Phase	\$50,000	
T 1645-1104		Fire Door Hardware & Security Upgrades	\$75,000	
T 1646-1104	Fire Retardant Curtain Replacement	\$62,874		
T 1752-0106	Courtyard Sidewalk Replacement-Phase I	\$290,000		
T 1753-0106	Nature Court Improvements	\$303,102		
T 1754-0106	Lighting Improvements-College Dr-Phase I	\$100,000		
T 1755-0106	Roof Replacement-Bookstore/Entrance Ctr	\$163,000		
T 1756-0106	Signalized Pedestrian Crossing	\$50,000		
T 1757-0106	Engine Exhaust System-AIT 253	\$95,000		

Illinois Community College Board
Table V-14
CAPITAL PROJECTS UNDER CONSTRUCTION
FUNDING AUTHORIZED BY PROTECTION, HEALTH, & SAFETY LEGISLATION
AS OF MAY 2008

<u>District</u>	<u>ICCB Project #</u>	<u>Project Name</u>	<u>Approved Budget</u>
	T 1758-0106	Science Lab Upgrades-Phase II	\$449,370
	T 1759-0106	Intersection improvements-North Campus	\$332,000
	T 1760-0106	Elevator Upgrades-Phase II	\$160,000
	T 1761-0106	Realignment of Ring Road-Phase I	\$307,528
	T 1763-0306	Roof Replacement-Bldg B3-ICC North	\$326,600
	T 1824-1106	Exhaust System-Biology Lab Academic Bldg	\$65,600
	T 1825-1106	Parking Lot -Relocation & Reconstruction	\$900,000
	T 1826-1106	Fire Alarm Upgrades	\$175,000
	T 1827-1106	Security System Upgrade	\$230,000
	T 1828-1106	Boiler insulation Replacement-North Campus	\$105,000
	T 1829-1106	Sidewalk Replacement-Phase II Courtyard	\$390,000
	T 1830-1106	Carpet Replacement	\$250,000
	T 1831-1106	Stair Tower Renovations	\$284,400
Illinois Eastern	B 1670-0905	Repair Stairways & Elevators	\$121,460
	B 1671-0905	Combustible Wall Panel Replacement	\$178,291
	B 1672-0905	Bleacher Replacement	\$179,850
	B 1673-0905	Floor Tile Replacement	\$48,400
	B 1674-0905	Greenhouse Glass Replacement	\$51,400
	B 1675-0905	ADA Natatorium Renovations	\$245,000
	B 1676-0905	Tuckpoint Exterior Walls	\$37,200
	B 1677-0905	ADA Compliance Work	\$287,400
	B 1678-0905	Roof Replacements/Repair	\$1,013,755
	B 1679-0905	Asbestos Surveys & Abatement	\$529,507
	B 1680-0905	Upgrade Plumbing	\$67,200
	B 1681-0905	HVAC Supplement & Upgrade	\$593,505
	B 1682-0905	Lighting & Fire Alarm Upgrade	\$154,600
	BE 1852-0407	Roof Replacement-LTC Gym	\$267,900
	BE 1858-0607	Compressed Air Sytem Replacement-WVC	\$99,329
	BE 1859-0607	Ventilation Upgrades-OCC	\$60,500
	BE 1860-0607	Site Paving Replacement-OCC,WVC,FCC	\$176,641
Illinois Valley	T 0659-0794	Asbestos/Maintenance Bldg.	\$32,040
	T 0661-0794	Asbestos Removal-Bookstore	\$200,400
	T 1683-0905	Ceiling, Lighting Replace & wiring mod ph. 3	\$420,749
	T 1684-0905	Stairwell Doors & Hardware replacement	\$335,565
	T 1685-0905	Stage Curtain & Lighting Replacement	\$236,950
	T 1686-0905	Fire Door Upgrade-Lower level corridors	\$89,572
	T 1687-0905	Courtyard & Extriior Wall mount light replace	\$68,100
	TE 1748-1205	Replace Heating Units-Welding & Auto Shop	\$43,000
	T 1814-1106	Replace Display Cases	\$148,151
	T 1815-1106	Replace Emergency Generator	\$348,875
	T 1816-1106	Computer Server Room Improvements	\$1,185,350
	T 1817-1106	Thermographic & Energy Study-Phase I	\$60,000
	T 1818-1106	Handrails & Retaining Wall modifications	\$55,185
John Wood	TE 1855-0507	Emergency Audio Evacuation System	\$51,700
Joliet	T 1716-1005	Repair and Covering Auto Shop Floor	\$130,000
	T 1717-1005	Fire Alarm Replacement	\$625,000
	T 1792-1006	Fire Alarm System Phase II	\$340,777
	T 1793-1006	Roof Replacemen Building J	\$657,000
Kankakee	T 1714-1005	Video Surveillance System Phase I	\$173,700
	T 1821-1106	Asbestos Abatement-Vinyl Tile	\$36,024
	T 1822-1106	Bleacher Renovation -ADA	\$185,315
	T 1823-1106	Video Surveillance System-Phase II	\$131,300
Kaskaskia	T 1335-1200	ADA Signage (Campus Wide)	\$72,160
	T 1548-1103	Roof Replacement Administration Building	\$159,122
	T 1627-1104	Lighting & Ceiling Replacement in Gymnasium	\$105,000
	T 1628-1104	Unit Ventilator Replacement in Library Blding	\$262,051
	T 1629-1104	Heating System Improvements	\$63,000
	T 1733-1105	Replacement of Zone Pump	\$190,000
	T 1734-1105	Replacement of Restroom Exhaust Fan	\$48,200
	T 1735-1105	Replacement of Building Air Handler-Gym	\$135,600
	T 1736-1105	Emergency Lighting/Sign improvements Phase I	\$176,920
	T 1832-1106	Unit Ventilator Replacement	\$147,600
	T 1833-1106	Parking Lot & Keister Drive Repairs	\$98,966
	T 1834-1106	Water Valve Replacement	\$91,351

Illinois Community College Board
Table V-14
CAPITAL PROJECTS UNDER CONSTRUCTION
FUNDING AUTHORIZED BY PROTECTION, HEALTH, & SAFETY LEGISLATION
AS OF MAY 2008

<u>District</u>	<u>ICCB Project #</u>	<u>Project Name</u>	<u>Approved Budget</u>
	T 1835-1106	Automatic Door Operators	\$31,411
	T 1836-1106	Science Lab renovations-Phase I	\$213,904
	TE 1846-0107	Commons Lighting	\$181,392
Lake County	T 1301-1200	Window Retrofits A/B Wings	\$174,000
	T 1401-1201	Window (exterior) Sealant Replacement	\$560,000
	T 1403-1201	Fire & Emergency Response System Renovations	\$113,000
	T 1405-1201	Roof Replacement - Lakeshore South Building	\$132,000
Lake Land	T 1216-1299	Roof Replacements-Admin & Student Svcs Blding	\$275,000
	T 1364-1101	Parking Lot Modifs Improvements -NE Lot/Road	\$50,000
	T 1540-1103	HVAC upgrade & Floor Finishes in Student Ctr.	\$435,000
	T 1718-1005	Repair of Theater Stage	\$61,000
	T 1719-1005	Roof Repair Field House	\$101,000
	T 1720-1005	Sidewalk Repair & Lighting	\$94,000
	T 1721-1005	Parking Lot Lighting	\$153,000
	T 1820-1106	Generator Installation	\$914,760
	T 1853-0407	Chiller Renovation	\$33,000
Lewis and Clark	B 1580-0204	Energy Conservation/Code Compliance/Various	\$2,975,000
	B 1791-1006	Various PHS Projects	\$1,500,000
Lincoln Land	B 1141-1298	East Entrance and Exit	\$339,400
	T 1566-1203	Logan Hall PHS Structural Improvements	\$1,807,489
	T 1567-1203	Mason Hall PHS Structural Improvements	\$294,050
	T 1624-1104	Exterior Curtain Wall Replacement	\$1,258,259
	T 1737-1105	Stairway and railing abatement & Replacement	\$239,610
	T 1738-1105	Upgrade Showers-Gym	\$248,800
	T 1739-1105	Replacement of Air Handling Unit-gym	\$122,588
	T 1740-1105	Code Compliance-Child Development Center	\$205,960
	T 1741-1105	Kiln Upgrade-Sangamon Hall South	\$68,210
	T 1742-1105	Security and Safety Upgrades-Sangamon Hall	\$99,550
	T 1743-1105	Control Upgrades-SREC	\$94,537
	T 1744-1105	Steel Window Replacement	\$890,873
	T 1810-1106	LRC PHS Improvements	\$1,128,188
	T 1811-1106	Air Handling Unit Replacement-Sangamon Annex	\$390,460
	T 1812-1106	Kiln Replacement-Phase II	\$117,084
	T 1813-1106	Elevator Install-Sangamon Annex	\$465,892
Logan	T 1622-1104	Mechanical & Electrical Upgrades Campus-Wide	\$457,100
	T 1696-1005	Replace Electrical Panels Phase I	\$120,000
	T 1697-1005	Replace Cooling Tower C-125	\$157,300
	TE 1698-1005	Fire Alarm System Repair	\$85,305
	TE 1699-1005	Asbestos Abatement & Replacement	\$93,400
	TE 1700-1005	Site Lighting-West Parking lot	\$36,300
	T 1783-0906	Plumbing Upgrades	\$167,779
	T 1784-0906	Asbestos Abatement-Cafeteria,Lounge,Corridor	\$111,548
	T 1785-0906	Air Handler Replacement-Admin Bldg	\$193,800
Moraine Valley	T 1632-1104	Air Handler Replacement at Building B	\$902,600
	T 1745-1105	Absorber installation-Boiler house 1	\$820,000
	T 1819-1106	Roofing Replacment-Buildings F & G	\$890,000
Morton	T 1101-1198	Building Envelope Improvements	\$1,000,000
	T 1409-1201	Parking Lots,Roadways, Walkways Replacement	\$1,000,000
Oakton	TE 1767-0606	Replacement of CCTV System-Hartstein Campus	\$74,000
	TE 1768-0606	Parking Lot Improvements-Lincoln Ave	\$375,000
	TE 1769-0606	Sidewalk Replacement-Des Plaines campus	\$40,000
	TE 1770-0606	Road Replacement-College Drive	\$150,000
Parkland	T 1247-1299	Electrical System Upgrades	\$258,000
	T 1495-1202	Campus Computer Safety Monitoring Sys - Ph I	\$80,000
	T 1565-1103	Security Monitoring System Phase II	\$80,000
	T 1657-1204	Chemical Containment & Storage-Grounds	\$50,000
	T 1749-0106	Exterior Dorr Replacement Phase IV	\$150,000
	T 1750-0106	Institutional Drainage Improvements Phase VII	\$1,300,000
	T 1751-0106	Restroom improvements Phase I	\$300,000
	T 1841-1206	Masonry Repair/Renovation-Phase I	\$350,000
	T 1842-1206	Restroom Improvements-Phase II	\$300,000
	T 1843-1206	Campus Drainage Improvements-Phase IV	\$1,300,000
Rend Lake	T 1201-1299	ADA Lift Replacement and Door Hardware	\$40,000
	T 1448-1102	Gutter and Downspout Replacements	\$255,439

Illinois Community College Board
Table V-14
CAPITAL PROJECTS UNDER CONSTRUCTION
FUNDING AUTHORIZED BY PROTECTION, HEALTH, & SAFETY LEGISLATION
AS OF MAY 2008

<u>District</u>	<u>ICCB Project #</u>	<u>Project Name</u>	<u>Approved Budget</u>
	BE 1669-0805	Roof Repair-Vocational Bldg	\$28,410
	T 1688-0905	Building Locks & Security Devices-Phase 2	\$46,625
	T 1689-0905	Building Crosswalk & Step Repair	\$33,650
	T 1690-0905	Exterior Steps & Sidewalk Replacement	\$69,650
	T 1787-0906	Gutter Replacement-North Oasis	\$42,000
	T 1788-0906	HVAC Control Upgrade	\$53,300
	T 1789-0906	Emergency Generator-Child Center	\$59,750
Richland	T 1318-1200	Sidewalk Replacements	\$118,800
	T 1456-1102	Roof Repairs	\$497,400
	TE 1782-0806	Repair Damaged Panels-Main Campus Bldg	\$50,453
Rock Valley	T 1443-1002	Elevator Installation in PE Center	\$206,500
	TE 1508-0703	Accessibility Remodeling-Admin Blding E	\$79,200
	T 1591-0404	Electrical Syst Campus-Wide Upgrade/Modif	\$302,000
	T 1663-0605	Parking Area Drainage and Safety Improvements	\$235,409
	T 1664-0605	Roof Replacement Woodward Technical Center	\$135,500
	T 1665-0605	Gutter Reaplacements - CL1, CL2, ERC, PEC, SC	\$39,796
	T 1666-0605	Co-Generation System Exhaust Stack Fans	\$110,040
	T 1701-1005	Asbestos Abatement & Restoration	\$94,381
	T 1702-1005	Roofing System Replacement	\$216,777
	T 1726-1105	Asbestos and Mold Abatement-PEC	\$120,384
	T 1727-1105	HVAC System Renovation-ERC	\$433,620
	T 1728-1105	Exterior Lighting System Upgrade	\$444,170
	T 1729-1105	Emergency Call Boxes-Phase II	\$172,260
	T 1730-1105	HVAC System Renovation Ph I at SCCE	\$695,020
	T 1731-1105	Cooling Tower Restoration-Boiler House	\$257,083
	T 1732-1105	Bridge Replacement-BST	\$67,410
	T 1765-0606	Asbestos Abatement-ERC Level 1&2	\$916,802
	T 1766-0606	Asbestos Abatement & Duct Cleaning-PEC	\$48,800
	T 1771-0806	HVAC Renovation Phase II-ERC	\$755,039
	T 1772-0806	Elevator Upgrades-ERC	\$384,405
	T 1773-0806	Bathroom Upgrades-ERC	\$317,100
	T 1774-0806	Main Entrance-ERC	\$428,909
	T 1775-0806	Main Stairs-ERC	\$244,928
	T 1776-0806	Gutter Replacement-ERC	\$105,000
	T 1777-0806	Parking Lot Modifications-ERC	\$31,500
	T 1778-0806	East/West Ramps-ERC	\$52,500
	T 1779-0806	Stairwell Upgrade-ERC	\$105,000
	T 1780-0806	Transformer Replacement-ERC	\$42,000
	T 1781-0806	Distribution Panels-ERC	\$283,500
	TE 1844-1206	Insulation Siding & Gutters-Building E	\$51,040
	TE 1845-1206	Water Service Replacement-Bldg E&G	\$33,060
	TE 1856-0507	Stair Upgrades	\$376,420
Sandburg	T 1413-0202	Code Compliance in Lower E- Wing	\$138,362
	T 1786-0906	Closed Circuit Monitoring System	\$183,750
Sauk Valley	T 1398-1201	T-1 Modifications - Local of RAMP project	\$100,742
	T 1725-1005	Boiler Room Improvements	\$388,500
	T 1801-1106	Fire Doors Improvements	\$75,000
	T 1802-1106	Fire Protection System Improvements	\$82,000
	T 1803-1106	Electrical Improvements	\$91,100
	T 1805-1106	Safety Railings Improvement-Third Floor	\$35,000
	T 1806-1106	Safety Improvements-Cafeteria	\$90,500
	T 1807-1106	Hot Water System Improvements	\$76,000
	T 1808-1106	AHU Performance Improvements	\$149,500
	T 1809-1106	CO2 Sensors & Climate Controls Installation	\$53,500
	TE 1851-0407	Asbestos Abatement	\$77,700
	TE 1854-0507	UV Disinfection-Wastewater Plant	\$77,300
	TE 1857-0607	Roof Repair/Replacement-Gym	\$200,850
Shawnee	T 1417-0402	Lighting Upgrade-Campus Entrance	\$193,600
	T 1746-1105	Replace HVAC Units-Bldg H & I	\$653,400
	TE 1837-1106	Chilled Water System replacement	\$261,500
South Suburban	T 1747-1105	Fire Alarm & Detection System Upgrade	\$1,056,660
Southwestern	T 0796-0496	Elec Renovations-Belleville	\$224,000
	T 1060-0998	Mechanical Renovations-GC/PSOP	\$32,480
	T 1062-0998	Electr Renovations Ph I-Bellev	\$192,000

Illinois Community College Board
Table V-14
CAPITAL PROJECTS UNDER CONSTRUCTION
FUNDING AUTHORIZED BY PROTECTION, HEALTH, & SAFETY LEGISLATION
AS OF MAY 2008

<u>District</u>	<u>ICCB Project #</u>	<u>Project Name</u>	<u>Approved Budget</u>
T	1063-0998	Aluminum Wiring Ph II-Bellev	\$493,440
T	1231-1299	Main Corridor Ceiling Wiring Tray-BC	\$303,600
T	1233-1299	Door Hardware Replacement-BC	\$83,770
T	1234-1299	Fire Alarm/Warning System-Library & Cafeteria	\$76,050
T	1235-1299	Electrical/Mechanical Renovations-BC	\$263,350
T	1236-1299	Plumbing/Mechanical Renovations BC &RBC	\$51,750
T	1309-1200	Fire Alarm/Warning Sys-Ph I Classrooms	\$69,400
T	1353-1101	Replace Ceiling/Lighting-PSOP Center	\$101,228
T	1355-1101	Electrical System Modifications-PSOP Center	\$38,400
T	1356-1101	Handicapped Accessible Door Hardware	\$153,300
T	1357-1101	Tuckpointing & Refinsh Atrium Windows	\$36,300
T	1359-1101	Mechanical Upgrades to Phase I-Belleville	\$393,300
T	1360-1101	Repair Broken Sidewalk & Handicap Access	\$29,700
T	1476-1202	Office Ceiling/Lighting-PSOP Center	\$68,600
T	1479-1202	Dehumidifiers-BACC	\$91,700
T	1480-1202	Parking Lot Lighting-Bell. Campus	\$265,314
T	1482-1202	Safety Repairs to Welding Dept - Belleville	\$28,800
T	1484-1202	Replace Ceiling, Lights, & Floors - Granite C	\$303,800
T	1485-1202	Asbestos Floor Tile Replacement-PSOP Center	\$175,600
T	1649-1204	Site Drainage Renovation-Parking Lot C	\$430,000
T	1650-1204	Parking Lot Lighting-Lot C	\$25,000
T	1653-1204	Heating & Cooling Plant Upgrade-Phase I	\$820,000
T	1693-1005	Heating & Cooling Plant Upgrades Phase 2	\$958,000
T	1694-1005	Project C Lighting II	\$98,000
T	1695-1005	Parking Lot C Drainage Renovation II	\$482,870
T	1838-1106	PSOP First Floor Renovations	\$150,000
T	1839-1106	HVAC & Roofing Replacement-Granite City	\$1,450,000
T	1840-1106	Bleacher Replace and Electrical Upgrades	\$700,000
TE	1848-0207	Generator Replacement-Information Sciences B1	\$280,000
TE	1849-0207	South Detention Basin-Belleville Campus	\$980,000
TE	1850-0207	Storm Sewer & Fire Water Service-Belleville	\$74,400
Spoon River	BE 1516-0903	HVAC Work (ducts & temp controls)-Macomb	\$287,000
	BE 1517-0903	Electrical System Upgrades	\$219,000
	BE 1518-0903	Stairwell Repairs & Upgrades	\$149,700
	BE 1520-0903	ADA Door(Canton) & Entrance (Macomb) Upgrades	\$218,600
	BE 1521-0903	Walkway Improvement and Enclosure	\$211,000
	BE 1596-0704	Stairwell Repairs and Upgrades-Engle	\$146,700
	BE 1597-0704	ADA Entry-Canton Campus Centers Bldg	\$214,300
	BE 1598-0704	Stair Replacement-canton Campus Taylor	\$204,000
	BE 1662-0505	ADA Doors on Canton Campus -Phase V	\$91,000
Triton	T 1171-1199	Security System Upgrade	\$600,000
	T 1369-1101	Asbestos Survey & Abatement	\$300,000
	T 1449-1102	Service Tunnel Improvements	\$300,000
	T 1534-1103	Asbestos Abatement PH II	\$300,000
	T 1613-1004	Campus Asbestos Abatement -Ph III	\$300,000
	T 1713-1005	Elevator Safety & Inspection Compliance	\$300,627
	T 1790-1006	Asbestos Abatement-Phase IV	\$300,627
Waubonsee	T 1208-1299	Sanitary Sewer Rehabilitation	\$292,680
	T 1211-1299	Fire Alarm Upgrade-Campuswide	\$100,000
	T 1408-1201	Campus Security Upgrade	\$200,000
	T 1705-1005	Fire Alarm Device Upgrades Campus Wide	\$1,154,761

SOURCE OF DATA : ICCB Records

Illinois Community College Board
Table V-16
CAPITAL RENEWAL PROJECTS APPROVED FOR FISCAL YEAR 2007

<u>District</u>	<u>Grant Allocation*</u>	<u>Project</u>	<u>Budget</u>
-----------------	------------------------------	----------------	---------------

No Grant Allocations or Capital Renewal Projects were approved for Fiscal Year 2007

Illinois Community College Board
Table V-17
CAPITAL RENEWAL PROJECTS APPROVED FOR FISCAL YEAR 2008

<u>District</u>	<u>Grant Allocation*</u>	<u>Project</u>	<u>Budget</u>
-----------------	------------------------------	----------------	---------------

No Grant Allocations or Capital Renewal Projects were approved for Fiscal Year 2008