DATA AND CHARACTERISTICS

of the

Illinois Public Community College System

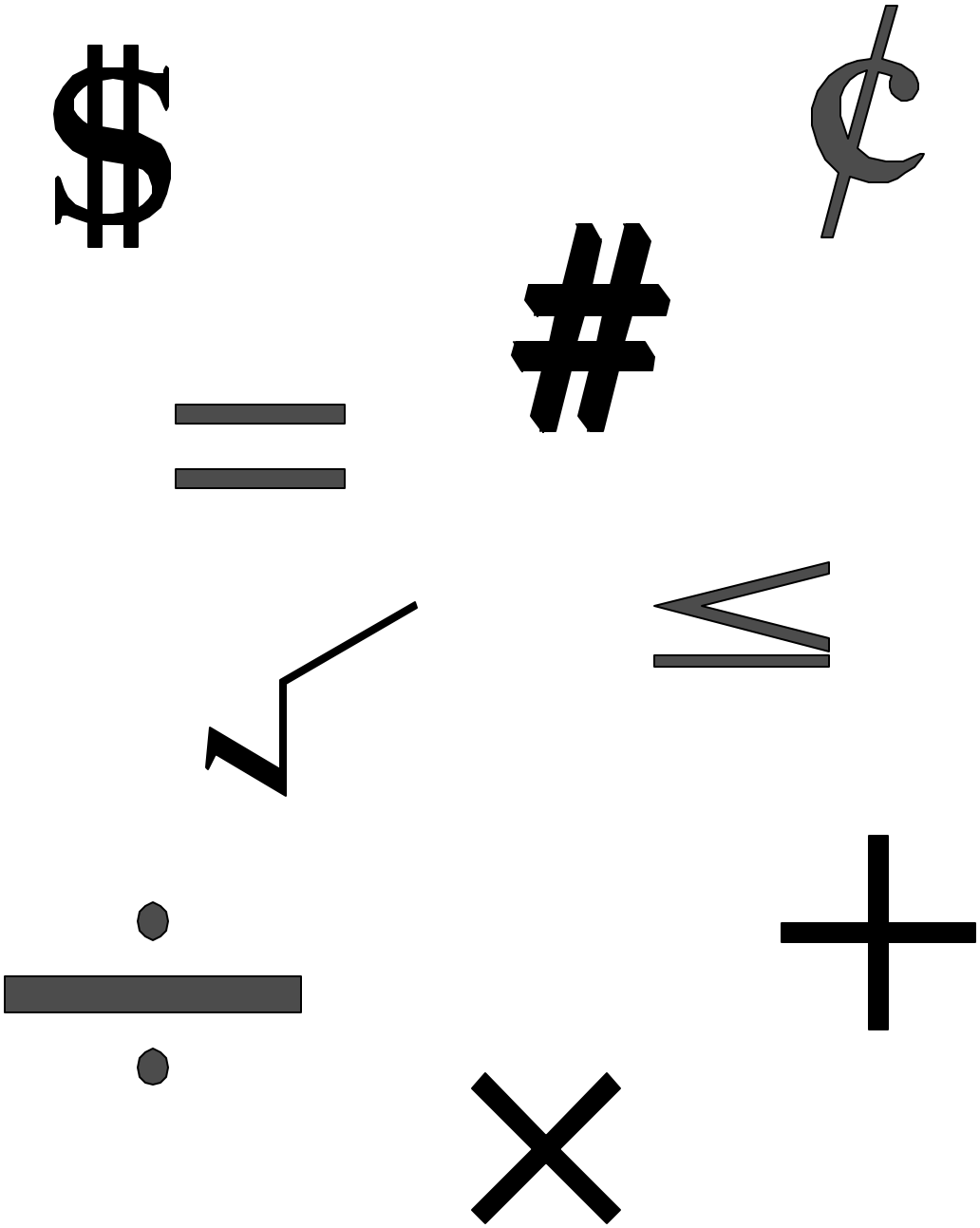

Illinois Community College Board
401 East Capitol Avenue
Springfield, IL 62701-1711
Telephone: (217) 785-0123

August 2002

Printed by Authority of the State of Illinois

DATA AND CHARACTERISTICS OF THE
ILLINOIS PUBLIC COMMUNITY COLLEGE SYSTEM

AUGUST 2001

TABLE OF CONTENTS

Page

Introduction viii

A Summary Profile of the Illinois Public Community Colleges ix

Map of the Illinois Public Community College Districts x

Section I - Fall Student Characteristics 1

Table I-1 - Summary of Opening Fall 2000 Student Headcount Enrollment by Sex and Type of Attendance 2

Table I-2 - Summary of Opening Fall 2000 Student Headcount Enrollment by Instructional Program Area 4

Table I-3 - Summary of Opening Fall 2000 Student Headcount Enrollment by Age 5

Table I-4 - Summary of Opening Fall 2000 Student Headcount Enrollment by Ethnic Origin 6

Table I-5 - Summary of Opening Fall 2000 Student Headcount Enrollment by Academic Classification 7

Table I-6 - Summary of Opening Fall 2000 Student Headcount Enrollment by Type of Residency 8

Table I-7 - Summary of Opening Fall 2000 Student Headcount Enrollment by Enrollment Status 9

Table I-8 - Proportions of District Populations Served by Illinois Public Community Colleges in Instructional Credit Curricula by Headcount and FTE 10

Table I-9 - Summary of Opening Fall 2000 Student Headcount Enrollment by Instructional Program Area and Student Level 11

TABLE OF CONTENTS
(Continued)

Page

Table I-10 - Summary of Opening Fall Term Student Headcount Enrollment - Fall 1991 Through Fall 2000 15

Table I-11 - Summary of Opening Fall Term Student FTE Enrollment - Fall 1991 Through Fall 2000 16

Section II - Faculty and Staff Data 17

Table II-1 - Summary of Instructional Teaching Faculty (9 and 12 mos.) Employed in Illinois Public Community Colleges by Sex and Employment Status During Fall 2000 19

Table II-2 - Summary of Administrative Staff Employed in Illinois Public Community Colleges by Sex and Employment Status During Fall 2000 20

Table II-3 - Summary of Other Nonteaching Professional Staff (9 and 12 month) Employed in Illinois Public Community Colleges by Sex and Employment Status During Fall 2000 21

Table II-4 - Summary of Civil Service or Classified Staff Employed in Illinois Public Community Colleges by Sex and Employment Status During Fall 2000 22

Table II-5 - Fiscal Year 2001 Average Contractual Base Salaries for Full-Time Teaching Faculty (9 Mos.), Administrative Staff (12 Mos.), and Nonteaching Professional Staff (12 Mos.) in Illinois Public Community Colleges 23

Table II-6 - Average On-Campus Class by Type - Fall 2000 24

Table II-7 - Percentage of On-Campus Classes by Class Size Categories - Fall 2000 25

Section III - Annual Enrollment and Completion Data 26

Table III-1 - Summary of Annual Unduplicated Headcount Enrollment by Sex for Fiscal Year 2000 27

TABLE OF CONTENTS
(Continued)

Page

Table III-2 - Summary of Annual Unduplicated Headcount Enrollment by Program Classification for Fiscal Year 2000 28

Table III-3 - Annual Unduplicated Enrollment by Academic Program by College for Fiscal Year 2000 29

Table III-4 - Summary of Annual Unduplicated Headcount Enrollment by Age for Fiscal Year 2000 55

Table III-5 - Summary of Annual Unduplicated Headcount Enrollment by Ethnic Origin for Fiscal Year 2000 56

Table III-6 - Highest Degree Previously Earned for Fiscal Year 2000 Illinois Public Community College Students 57

Table III-7 - Summary of Transfer and General Studies Degrees and Certificates Awarded in Fiscal Year 2000 58

Table III-8 - Summary of Occupational Degrees and Certificates Awarded in Fiscal Year 2000 59

Table III-9 - Annual Duplicated Completers by Academic Program by College for Fiscal Year 2000 61

Table III-10 - Summary of Adult Education Completions Awarded in Fiscal Year 2000 by Community College District 85

Table III-11 - Summary of High School Completions Awarded in Fiscal Year 2000 by Community College District 86

Section IV - Financial Data 87

Table IV-1 - Annual FTE Students - Fiscal Year 1990 Through Fiscal Year 2000 88

Table IV-2 - Total ICCB Grants Paid to Community Colleges - Fiscal Year 1994 Through Fiscal Year 2001 89

Table IV-3 - Net Instructional Unit Cost in Illinois Public Community Colleges Since Fiscal Year 1994 90

TABLE OF CONTENTS
(Continued)

Page

Table IV-4 - Fiscal Year 2000 Total Reimbursable Credit Hours 91

Table IV-5 - Summary of Fiscal Year 2000 ICCB Grants to Illinois Public Community Colleges 92

Table IV-6 - Summary of Fiscal Year 2001 ICCB Grants to Illinois Public Community Colleges 93

Table IV-7 - Per Capita Costs, Chargeback Rates, and Student Tuition and Fee Rates at Illinois Public Community College Districts 94

Table IV-8 - 1999 Operating Tax Extensions for Real Estate and Other Property Tax and 2000 Corporate Personal Property Replacement Tax Revenues 95

Table IV-9 - 1999 Tax Levy Rates (Per $100 of EAV) 96

Table IV-10 - Fiscal Year 2000 Net Instructional Unit Cost by Funded Instructional Categories in Illinois Public Community Colleges 97

Table IV-11 - Fiscal Year 2000 Audited Operating Revenues by Source 98

Table IV-12 - Fiscal Year 2000 Audited Operating Expenditures by Function 100

Table IV-13 - Fiscal Year 2000 Audited Operating Expenditures by Object 101

Table IV-14 - Fiscal Year 2000 Total Current Fund Revenues by Source 102

Table IV-15 - Fiscal Year 2000 Total Current Fund Expenditures by Function 103

Table IV-16 - Fiscal Year 2000 Energy Costs 104

Section V - Facilities Data 105

Table V-1 - Summary of Acres by Use for Illinois Public Community Colleges as of August 1, 2000 106

TABLE OF CONTENTS
(Continued)

Page

Table V-2 - Summary of Total Square Footage Available on Illinois Public Community College Campuses as of August 1, 2000 107

Table V-3 - Square Footage of On-Campus Facilities Under Construction or Approved for Construction as of August 1, 2000 108

Table V-4 - Total Net Assignable Square Footage by Room Use Classification 109

Table V-5 - Net Assignable Square Footage in Completed Permanent State-Funded Facilities by Higher Education Facility Inventory Room Use Classification as of August 1, 2000 110

Table V-6 - Net Assignable Square Footage in Completed Permanent Locally Funded Facilities by Higher Education Facility Inventory Room Use Classification as of August 1, 2000 111

Table V-7 - Net Assignable Square Footage in Temporary Facilities by Higher Education Facility Inventory Room Use Classification as of August 1, 2000 112

Table V-8 - Net Assignable Square Footage in State-Funded Facilities Under Construction or Approved for Construction by Higher Education Facility Inventory Room Use Classification as of August 1, 2000 113

Table V-9 - Net Assignable Square Footage in Locally Funded Permanent Facilities Under Construction or Approved for Construction as of August 1, 2000 114

Table V-10 - Total Net Assignable Square Feet of Permanent Facilities by Room Use Classification Per 10th Day On-Campus FTE Student as of August 1, 2000 (Completed, Under Construction, Approved, or Appropriated) 115

Table V-11 - Total Protection, Health, and Safety Projects Approved 116

TABLE OF CONTENTS
(Continued)

Page

Table V-12 - Budgeted Revenue for Community College Construction Since January 1990 117

Table V-13 - Budgeted Revenue for Permanent Community College Facilities Under Construction or Planned as of May 2001 148

Table V-14 - Capital Projects Under Construction - Funding Authorized by Protection, Health, and Safety Legislation 151

Table V-15 - Capital Renewal Projects Approved for Fiscal Year 1999 156

Table V-16 - Capital Renewal Projects Approved for Fiscal Year 2000 157

Table V-17 - Capital Revewal Projects Approved for Fiscal Year 2001 158

LIST OF FIGURES

Page

Figure 1 - Opening Fall 2000 Headcount Enrollment by Instructional Program Area 3

Figure 2 - Fall 2000 State Headcount Distribution of Employees by Employee Group 18

Figure 3 - FY 2000 Annual Duplicated Completers in Broad Program Categories 60

Figure 4 - FY 2000 Audited Sources of Revenue 99

INTRODUCTION

This is the nineteenth publication of a comprehensive data book by the Illinois Community College Board (ICCB). This document contains data and characteristics of the Illinois public community college system and is designed to serve as a basic reference. No analysis of the data is intended in this document. The data are obtained from various surveys and studies conducted by ICCB staff and from the colleges' annual MIS submissions.

This year the major data tables from the data book will again be available to colleges in computer-readable form using Quattro Pro (Windows) spreadsheet format. To receive the data book in computer-readable form: (1) send two blank, formatted 3 1/2 inch diskettes that can be read by an IBM compatible microcomputer; (2) specify whether the diskettes are high density or regular density; (3) enclose a self-addressed envelope with return postage; and (4) forward your request to the Production Controller, Information Technology Services, Illinois Community College Board, 401 East Capitol Avenue, Springfield, Illinois 62701-1711.

This document contains annual data for fiscal year 2000 and fall term data for 2000 (fiscal year 2000). Enrollment data and faculty and staff data are collected during the fall term each year; thus, these data are fall term 2000 (fiscal year 2000). Budgeted operating finance and facilities data are for fiscal year 2000. Audited financial data, unit cost data, annual enrollments, and graduate data are for fiscal year 2000.

This publication provides information about (1) students, (2) faculty and staff, (3) annual enrollment and completion, (4) operating finance, and (5) capital construction. Each of these areas constitutes a section of this document. Several tables summarize data from more detailed reports that have been published separately. The objective of this document is to provide useful summaries of data for community college districts in one reference document. If you have requests for other data or suggestions for additions or deletions, please contact the ICCB office.

Special acknowledgment is extended to the personnel of the colleges for their cooperation in completing surveys and providing the ICCB with computer-readable data on a timely basis.

Note that one Illinois public community college changed its name during fiscal year 2000. Southwestern Illinois was formerly known as Belleville Area College. Individuals interested in making comparisons with prior editions of this report should be aware of this change.

Table 1 on the next page is a summary profile of selected statistics for the 39 Illinois public community college districts. The map on page x shows the geographic location of each college district.

Illinois Community College Board

Table 1

A SUMMARY PROFILE OF THE ILLINOIS PUBLIC COMMUNITY COLLEGES

			District Size				1999 Tax Rates Extended				Student Enrollment		
Dist. No.	District	District Location	# of Coll.	2000 Population	Square Miles	1999 Tax Base EAV (Thousands)	Educ. & O&M Rate	Bond & Interest Rate	All Other Tax Rates	Total	Fall 2000 Headcount	Annual FY 00 FTE	FY 01 Annual Tuition & Fee Charges
503	BLACK HAWK	Moline	1	227,454	2,240	2,399,528,915	19.00	0.00	15.07	34.07	6,118	4,667	1,650
508	CHICAGO	Chicago	7	2,804,119	230	35,342,435,328	19.28	0.00	16.29	35.57	66,396	40,789	1,529
507	DANVILLE	Danville	1	91,390	1,288	763,860,386	44.79	8.47	13.24	66.50	2,505	1,473	1,320
502	DUPAGE	Glen Ellyn	1	953,629	350	24,456,176,848	19.68	0.00	0.50	20.18	28,862	14,229	1,440
509	ELGIN	Elgin	1	348,809	343	6,405,622,142	28.71	0.00	11.55	40.26	10,171	4,885	1,440
512	HARPER	Palatine	1	519,378	193	13,398,773,832	22.73	1.65	2.62	27.00	15,021	7,807	1,847
540	HEARTLAND	Bloomington	1	194,335	1,863	2,599,682,799	22.50	2.66	2.80	27.96	4,205	2,202	1,290
519	HIGHLAND	Freeport	1	89,562	1,640	1,205,197,717	25.00	5.64	9.09	39.73	2,595	1,641	1,331
514	ILLINOIS CENTRAL	East Peoria	1	357,369	2,322	4,054,590,916	23.85	6.04	10.18	40.07	11,053	6,328	1,334
529	ILLINOIS EASTERN	Olney	4	112,876	3,066	983,802,073	25.00	14.15	4.62	43.77	7,867	4,566	1,200
513	ILLINOIS VALLEY	Oglesby	1	145,371	2,058	2,136,371,150	16.98	8.72	12.25	37.95	3,794	2,547	1,650
525	JOLIET	Joliet	1	476,214	1,434	8,724,732,519	19.41	0.00	2.55	21.96	11,334	6,202	1,590
520	KANKAKEE	Kankakee	1	131,690	1,586	1,485,679,192	16.16	0.00	4.38	20.54	3,120	2,696	1,260
501	KASKASKIA	Centralia	1	122,587	2,231	834,768,889	25.00	5.36	12.36	42.72	2,676	2,184	1,260
523	KISHWAUKEE	Malta	1	94,504	831	1,278,584,935	35.00	17.13	3.98	56.11	3,663	2,134	1,410
532	LAKE COUNTY	Grayslake	1	599,436	442	15,036,427,866	19.00	1.10	1.20	21.30	14,441	6,218	1,620
517	LAKE LAND	Mattoon	1	185,623	3,961	1,795,791,521	18.00	8.67	15.70	42.37	5,925	4,419	1,560
536	LEWIS & CLARK	Godfrey	1	207,987	2,044	2,039,375,119	25.00	12.65	3.75	41.40	6,629	3,032	1,590
526	LINCOLN LAND	Springfield	1	329,784	4,115	3,930,905,195	34.00	2.46	2.48	38.94	6,789	4,357	1,380
530	LOGAN	Carterville	1	143,194	1,192	993,187,562	35.00	4.12	3.82	42.94	7,675	3,824	1,290
528	MC HENRY	Crystal Lake	1	210,955	600	4,338,269,581	25.00	7.20	1.80	34.00	5,086	2,948	1,424
524	MORAINE VALLEY	Palos Hills	1	399,478	133	6,815,238,971	21.57	2.52	3.55	27.64	12,972	7,546	1,470
527	MORTON	Cicero	1	132,182	17	1,262,768,688	37.55	4.72	12.50	54.77	4,465	2,083	1,440
535	OAKTON	Des Plaines	1	438,396	107	12,995,338,813	19.95	0.00	0.27	20.22	11,551	6,567	1,388
505	PARKLAND	Champaign	1	234,363	2,908	2,941,251,097	36.00	0.00	10.59	46.59	8,026	4,850	1,590
515	PRAIRIE STATE	Chicago Hgts.	1	207,785	220	2,410,207,044	22.10	6.55	8.79	37.44	4,795	2,726	1,800
521	REND LAKE	Ina	1	89,265	1,850	528,761,669	25.00	0.22	0.15	25.36	2,739	2,321	1,260
537	RICHLAND	Decatur	1	135,727	1,114	1,865,373,009	25.31	0.00	7.70	33.01	3,243	1,771	1,395
511	ROCK VALLEY	Rockford	1	327,052	1,033	4,365,553,725	27.00	5.03	4.34	36.37	7,699	4,349	1,410
518	SANDBURG	Galesburg	1	114,353	2,834	1,189,634,012	22.00	9.82	13.69	45.51	3,220	1,883	1,860
506	SAUK VALLEY	Dixon	1	102,105	1,625	1,162,386,681	27.50	6.14	8.32	41.96	2,386	1,435	1,380
531	SHAWNEE	Ullin	1	65,365	1,466	366,000,767	23.74	0.00	12.70	36.44	1,880	1,359	1,200
510	SOUTH SUBURBAN	S. Holland	1	282,998	79	2,699,891,398	23.41	7.71	15.40	46.52	6,751	4,021	1,620
533	SOUTHEASTERN	Harrisburg	1	55,471	1,656	341,283,162	38.00	9.51	12.88	60.40	2,508	1,971	1,170
522	SOUTHWESTERN	Belleville	1	452,309	2,054	3,603,469,884	16.00	1.10	10.25	27.35	13,351	7,061	1,335
534	SPOON RIVER	Canton	1	74,744	1,566	579,991,787	25.00	11.37	9.23	45.60	1,894	1,083	1,620
504	TRITON	River Grove	1	328,750	55	5,874,411,040	28.52	0.00	3.10	31.62	16,927	8,242	1,335
516	WAUBONSEE	Sugar Grove	1	260,534	624	4,106,723,807	28.70	1.11	14.12	43.93	7,602	3,910	1,387
539	WOOD	Quincy	1	93,813	2,363	910,066,156	22.50	3.19	5.99	31.68	2,167	1,380	1,650
			48	12,140,956	55,733	188,222,116,195.0	25.36	4.49	7.79	37.63	340,101	193,706	1,454

Section I

FALL STUDENT CHARACTERISTICS

This section includes data on headcount and full-time equivalent (FTE) student enrollments in Illinois public community colleges.

The public community colleges of Illinois enroll approximately 63.6 percent of all students enrolled in public colleges and universities in the state of Illinois. The diverse population of the communities that the colleges serve is reflected in the student characteristics shown in this section.

The tables show student enrollments based on opening counts (10th-day enrollments) for the fall term. Opening enrollment counts are a snapshot count at the end of the regular registration for the fall term and do not include many students who enroll for courses which start later in a term - particularly in adult education.

Table I-1 lists the fall 2000 student headcount enrollment by sex and type of attendance. Fifty-seven percent of the 340,101 students enrolled in Illinois public community colleges were women. Part-time students accounted for approximately 68 percent of the enrollments.

Table I-2 itemizes the fall 2000 student headcount enrollment by instructional program area. As depicted in Figure 1, 40.3 percent of the students were enrolled in baccalaureate/transfer programs, 35.7 percent in occupational and vocational skills programs, 3.5 percent in general studies programs, 5.2 percent in general associate programs, and 15.3 percent in adult basic education/adult secondary education/English as a Second Language programs.

The data in Table I-3 show fall 2000 headcount enrollment by age categories and provide the median age of students for each public community college. The median age for fall 2000 students was 24.6 years. This is down .2 years from the fall 1999 median age of 24.8. The fall 2000 mean age was 29.4 years.

Tables I-4 through I-7 summarize fall 2000 student headcount enrollment by ethnic origin, academic classification, type of residency, and enrollment status. Table I-5 shows that approximately 19 percent of fall 2000 students were classified as sophomores. Forty-nine percent of the fall 2000 enrollments were classified as freshmen.

Table I-8 lists by headcount and FTE the proportions of district populations served by Illinois public community colleges in instructional credit curricula. Table I-9 summarizes fall 2000 headcount enrollment by instructional program area and student level.

Table I-10 details the trends in community college headcount enrollments from fall 1991 through fall 2000. Table I-11 lists the trends of FTE enrollments for the same ten-year period.

Illinois Community College Board
Table I-1
SUMMARY OF OPENING FALL 2000 STUDENT HEADCOUNT ENROLLMENT BY SEX AND TYPE OF ATTENDANCE

Dist. No.	District/College	Male	Female	Full-time	Part-time	Total
503	Black Hawk	2,518	3,600	2,765	3,353	6,118
508	Chicago	(27,208)	(39,188)	(20,829)	(45,567)	(66,396)
	Daley	3,668	5,864	3,176	6,356	9,532
	Kennedy-King	1,856	4,173	2,887	3,142	6,029
	Malcolm X	3,856	4,782	5,279	3,359	8,638
	Olive-Harvey	2,277	4,292	2,707	3,862	6,569
	Truman	7,340	8,126	1,716	13,750	15,466
	Washington	3,372	4,775	2,679	5,468	8,147
	Wilbur Wright	4,839	7,176	2,385	9,630	12,015
507	Danville	959	1,546	1,101	1,404	2,505
502	DuPage	12,411	16,451	8,814	20,048	28,862
509	Elgin	4,553	5,618	2,501	7,670	10,171
512	Harper	6,503	8,518	4,796	10,225	15,021
540	Heartland	1,863	2,342	1,473	2,732	4,205
519	Highland	955	1,640	1,044	1,551	2,595
514	Illinois Central	5,029	6,024	4,054	6,999	11,053
529	Illinois Eastern	(3,342)	(4,525)	(2,318)	(5,549)	(7,867)
	Frontier	440	1,079	195	1,324	1,519
	Lincoln Trail	685	594	608	671	1,279
	Olney Central	664	984	843	805	1,648
	Wabash Valley	1,553	1,868	672	2,749	3,421
513	Illinois Valley	1,770	2,024	1,502	2,292	3,794
525	Joliet	4,775	6,559	3,417	7,917	11,334
520	Kankakee	1,094	2,026	999	2,121	3,120
501	Kaskaskia	1,112	1,564	1,382	1,294	2,676
523	Kishwaukee	1,678	1,985	1,594	2,069	3,663
532	Lake County	6,353	8,088	3,198	11,243	14,441
517	Lake Land	3,183	2,742	2,524	3,401	5,925
536	Lewis & Clark	2,669	3,960	1,844	4,785	6,629
526	Lincoln Land	2,622	4,167	2,223	4,566	6,789
530	Logan	3,770	3,905	2,527	5,148	7,675
528	McHenry	2,061	3,025	1,504	3,582	5,086
524	Moraine Valley	5,514	7,458	4,900	8,072	12,972
527	Morton	1,781	2,684	882	3,583	4,465
535	Oakton	5,257	6,294	2,816	8,735	11,551
505	Parkland	3,631	4,395	3,751	4,275	8,026
515	Prairie State	1,926	2,869	1,374	3,421	4,795
521	Rend Lake	1,295	1,444	1,403	1,336	2,739
537	Richland	1,197	2,046	1,011	2,232	3,243
511	Rock Valley	3,492	4,207	2,431	5,268	7,699
518	Sandburg	1,347	1,873	1,096	2,124	3,220
506	Sauk Valley	929	1,457	963	1,423	2,386
531	Shawnee	694	1,186	812	1,068	1,880
510	South Suburban	2,243	4,508	2,006	4,745	6,751
533	Southeastern	1,361	1,147	1,152	1,356	2,508
522	Southwestern*	5,917	7,434	4,292	9,059	13,351
534	Spoon River	824	1,070	868	1,026	1,894
504	Triton	7,282	9,645	3,498	13,429	16,927
516	Waubonsee	3,494	4,108	1,929	5,673	7,602
539	Wood	804	1,363	976	1,191	2,167
	TOTALS	145,416	194,685	108,569	231,532	340,101

* Formerly Belleville Area College

SOURCE OF DATA: Fall Enrollment (E1 Records) - reflects enrollments as of the fall term census date (end of registration). Will not reflect enrollments in courses that have a starting date later than the census date - particularly those in adult education.

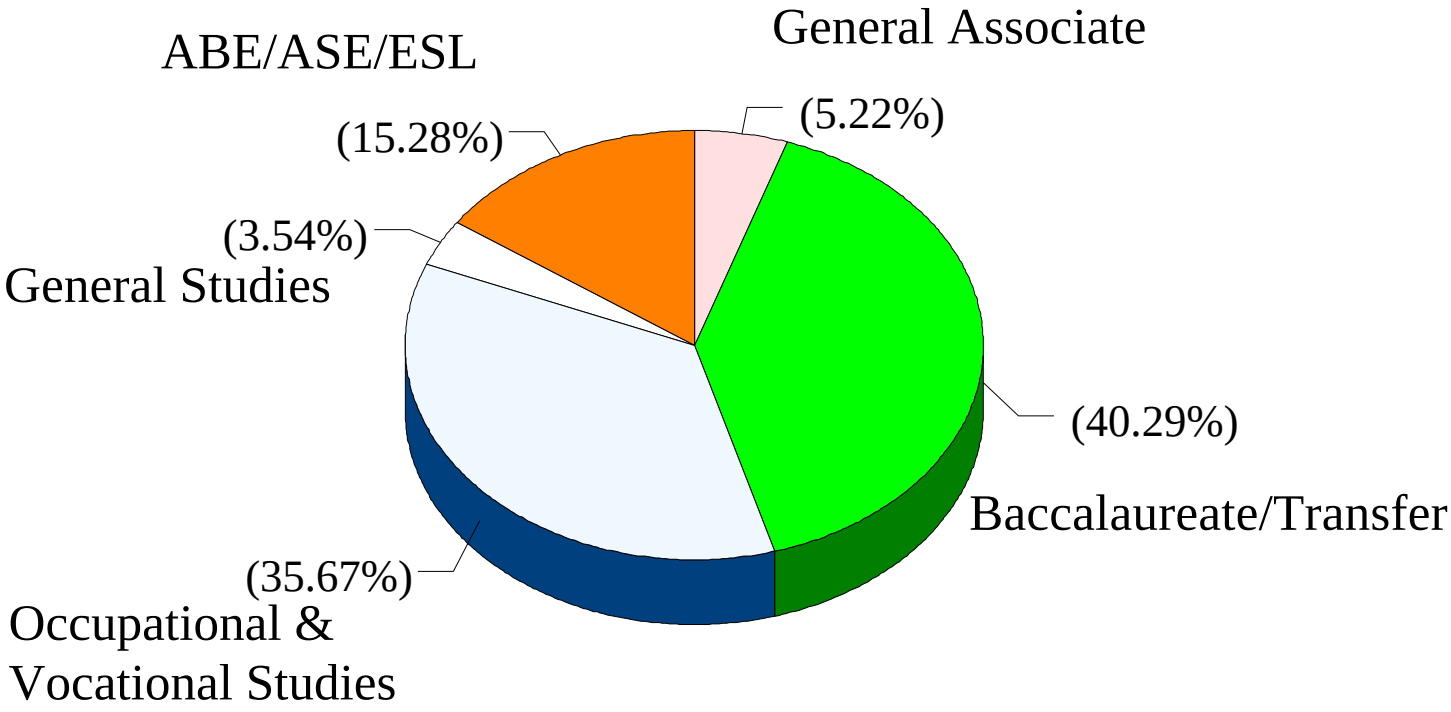

Figure 1. Opening Fall 2000 Headcount Enrollment
by Instructional Program Area

Illinois Community College Board
Table I-2
SUMMARY OF OPENING FALL 2000 STUDENT HEADCOUNT ENROLLMENT
BY INSTRUCTIONAL PROGRAM AREA

Dist. No.	District/College	General Associates	Bacc/ Transfer	Occupa- tional	General Studies	Voc Skills	Adult Basic Education	Adult Sec. Education	English as a Second Language
503	Black Hawk	8	3,587	2,046	0	458	12	7	0
508	Chicago	(10,127)	(14,367)	(8,257)	(55)	(3,511)	(9,169)	(1,676)	(19,234)
	Daley	408	3,461	1,194	0	283	789	283	3,114
	Kennedy-King	242	1,215	1,939	14	268	1,667	41	643
	Malcolm X	916	1,078	1,086	12	410	2,606	268	2,262
	Olive-Harvey	919	1,851	547	11	435	1,677	348	781
	Truman	1,925	1,775	926	5	239	1,288	210	9,098
	Washington	1,769	3,998	1,910	9	340	0	121	0
	Wilbur Wright	3,948	989	655	4	1,536	1,142	405	3,336
507	Danville	0	1,224	957	0	204	62	29	29
502	DuPage	69	10,302	6,409	6,803	2,028	216	472	2,563
509	Elgin	354	4,057	3,203	0	335	233	78	1,911
512	Harper	3	7,061	4,811	1,720	0	105	69	1,252
540	Heartland	0	2,643	571	0	785	179	0	27
519	Highland	29	1,270	809	179	301	3	4	0
514	Illinois Central	1,758	4,498	4,367	110	47	140	86	47
529	Illinois Eastern	(317)	(2,811)	(3,797)	(2)	(722)	(115)	(72)	(31)
	Frontier	33	750	301	0	349	43	32	11
	Lincoln Trail	142	577	501	0	14	44	1	0
	Olney Central	48	865	677	1	1	26	29	1
	Wabash Valley	94	619	2,318	1	358	2	10	19
513	Illinois Valley	223	1,443	1,457	543	0	36	89	3
525	Joliet	86	6,238	3,317	252	362	313	232	534
520	Kankakee	159	1,208	1,622	17	106	1	7	0
501	Kaskaskia	500	966	1,170	14	3	8	15	0
523	Kishwaukee	0	2,484	872	32	4	59	70	142
532	Lake County	0	5,526	5,289	1,370	272	268	99	1,617
517	Lake Land	228	3,060	2,385	0	248	0	4	0
536	Lewis & Clark	245	2,978	2,947	108	144	78	122	7
526	Lincoln Land	1,201	3,560	1,741	4	273	3	3	4
530	Logan	9	3,037	3,454	0	899	145	129	2
528	McHenry	102	3,295	1,688	0	0	0	1	0
524	Moraine Valley	0	4,840	6,329	0	208	180	539	876
527	Morton	3	2,351	472	7	71	324	12	1,225
535	Oakton	0	6,539	3,622	23	1,113	38	73	143
505	Parkland	248	4,314	3,257	0	100	26	25	56
515	Prairie State	50	2,407	1,816	0	55	199	67	201
521	Rend Lake	0	1,482	1,156	0	94	0	7	0
537	Richland	11	1,877	1,233	76	38	6	2	0
511	Rock Valley	13	3,660	1,985	0	2,040	1	0	0
518	Sandburg	10	1,538	1,115	1	389	30	122	15
506	Sauk Valley	5	1,403	751	0	227	0	0	0
531	Shawnee	125	842	551	63	245	32	22	0
510	South Suburban	0	2,681	2,755	2	766	246	212	89
533	Southeastern	2	1,118	1,003	61	314	5	5	0
522	Southwestern*	0	6,570	5,694	0	26	479	582	0
534	Spoon River	166	1,088	393	0	139	67	39	2
504	Triton	1,389	4,757	5,282	0	2,955	199	412	1,933
516	Waubonsee	321	2,629	2,508	500	77	110	109	1,348
539	Wood	0	1,301	653	108	0	45	49	11
	TOTALS	17,761	137,012	101,744	12,050	19,559	13,132	5,541	33,302

* Formerly Belleville Area College

SOURCE OF DATA: Fall Enrollment (E1 Records) - reflects enrollments as of the fall term census date (end of registration). Will not reflect enrollments in courses that have a starting date later than the census date - particularly those in adult education.

Illinois Community College Board
Table I-3
SUMMARY OF OPENING FALL 2000 STUDENT HEADCOUNT ENROLLMENT
BY AGE

Dist. No.	District/College	Mean Age	Median Age	16 & Under	17-20	21-24	25-30	31-39	40-55	Over 55	Unknown
503	Black Hawk	27.3	22.5	12	2,417	1,134	797	739	770	111	138
508	Chicago	(29.9)	(26.2)	(845)	(15,907)	(12,797)	(12,927)	(11,679)	(9,288)	(2,839)	(924)
	Daley	28.0	24.8	203	2,623	1,981	1,755	1,608	1,087	151	124
	Kennedy-King	29.5	25.7	74	1,634	1,087	1,090	989	868	188	99
	Malcolm X	30.3	27.2	126	1,951	1,540	1,637	1,669	1,287	309	119
	Olive-Harvey	28.6	24.2	231	2,021	1,152	1,060	970	811	234	90
	Truman	33.5	29.3	117	2,240	2,718	3,444	3,049	2,279	1,410	209
	Washington	30.3	27.1	15	1,596	1,752	1,728	1,464	1,230	241	121
	Wilbur Wright	29.3	25.5	79	3,032	2,567	2,213	1,930	1,726	306	162
507	Danville	28.5	23.0	17	950	378	276	329	362	75	118
502	DuPage	32.2	25.6	66	8,931	4,656	3,575	3,844	4,776	2,469	545
509	Elgin	28.4	24.0	68	3,470	1,841	1,511	1,551	1,345	256	129
512	Harper	28.0	23.7	126	5,141	2,738	2,319	2,201	1,929	265	302
540	Heartland	27.1	23.0	0	1,401	1,038	609	522	447	59	129
519	Highland	30.8	24.7	25	939	330	288	385	436	154	38
514	Illinois Central	28.1	23.4	49	4,155	1,812	1,613	1,420	1,578	234	192
529	Illinois Eastern	(34.1)	(29.6)	(256)	(2,068)	(692)	(757)	(1,097)	(1,945)	(928)	(124)
	Frontier	36.4	33.2	145	269	123	143	245	341	231	22
	Lincoln Trail	31.2	24.2	19	465	162	140	174	190	110	19
	Olney Central	30.3	22.7	72	656	150	150	181	292	119	28
	Wabash Valley	38.4	38.4	20	678	257	324	497	1122	468	55
513	Illinois Valley	28.4	22.9	44	1,489	506	478	488	546	124	119
525	Joliet**	29.0	23.8	48	4,195	1,698	1,360	1,666	1,915	303	149
520	Kankakee	29.3	24.7	13	1,073	467	429	489	507	90	52
501	Kaskaskia	27.7	22.8	2	1,097	397	344	368	365	54	49
523	Kishwaukee	25.8	21.6	15	1,553	846	434	398	312	57	48
532	Lake County	30.0	26.3	17	4,085	2,415	2,241	2,562	2,422	417	282
517	Lake Land	27.6	23.0	74	2,208	1,056	848	783	727	127	102
536	Lewis & Clark	24.7	19.8	1305	2,429	773	572	602	614	151	183
526	Lincoln Land	28.2	23.1	31	2,344	1,005	796	821	815	183	794
530	Logan	33.5	27.4	25	2,130	1,252	903	940	1,482	831	112
528	McHenry	28.8	23.1	35	1,970	738	530	722	899	113	79
524	Moraine Valley	27.4	22.4	46	5,184	2,363	1,538	1,609	1,759	189	284
527	Morton	28.5	24.8	29	1,270	905	806	696	532	110	117
535	Oakton	31.6	25.9	6	3,255	2,127	1,536	1,566	2,128	752	181
505	Parkland	26.9	22.0	128	3,184	1,601	1,053	888	859	175	138
515	Prairie State	29.8	25.1	15	1,532	790	653	737	809	156	103
521	Rend Lake	31.2	24.3	13	1,063	304	312	347	407	240	53
537	Richland	29.0	24.8	18	1,043	537	478	463	544	58	102
511	Rock Valley	28.6	24.2	53	2,669	1,245	1,082	1,248	1,135	151	116
518	Sandburg	30.4	25.4	38	1,049	423	447	461	510	174	118
506	Sauk Valley	29.2	23.7	12	926	317	301	315	375	97	43
531	Shawnee	28.6	23.1	18	738	277	216	271	266	66	28
510	South Suburban	30.8	26.2	43	1,907	1,123	872	1,076	1,234	288	208
533	Southeastern	28.5	22.6	100	987	330	305	321	287	140	38
522	Southwestern	29.0	24.3	119	4,362	2,389	1,875	1,986	2,093	342	185
534	Spoon River	27.1	21.2	32	870	339	173	157	206	87	30
504	Triton	29.5	25.3	229	3,966	2,581	2,310	2,215	2,183	454	2,989
516	Waubonsee	29.0	24.5	41	2,489	1,345	1,100	1,145	1,190	195	97
539	Wood	27.0	21.6	15	969	351	241	239	273	45	34
	TOTALS/AVERAGE	29.4	24.6	4,028	106,605	57,916	48,905	49,346	50,270	13,559	9,472

* Formerly Belleville Area College
**Estimated from Fall 1998 data
SOURCE OF DATA: Fall Enrollment (E1 Records) - reflects enrollments as of the fall term census date (end of registration). Will not reflect enrollments in courses that have a starting date later than the census date - particularly those in adult education.

Illinois Community College Board
Table I-4
SUMMARY OPENING FALL 2000 STUDENT HEADCOUNT ENROLLMENT
BY ETHNIC ORIGIN

Dist. No.	District/College	Asian or Pacific Islander	American Indian or Alaskan	Black Non-Hispanic	Hispanic	White Non-Hispanic	Non-Resident Alien	All Other or No Indication
503	Black Hawk	62	31	385	470	5,170	0	0
508	Chicago	(4,576)	(319)	(23,280)	(24,829)	(12,478)	0	(914)
	Daley	157	29	2,030	5,594	1,634	0	88
	Kennedy-King	142	27	4,996	720	116	0	28
	Malcolm X	584	43	4,759	2,648	543	0	61
	Olive-Harvey	31	39	5,099	1,300	77	0	23
	Truman	1,863	74	1,784	7,503	3,998	0	244
	Washington	1,014	60	3,735	1,570	1,520	0	248
	Wilbur Wright	785	47	877	5,494	4,590	0	222
507	Danville	20	3	238	67	2,176	1	0
502	DuPage	3,203	55	1,061	2,926	20,874	5	738
509	Elgin	469	15	365	2,918	6,384	20	0
512	Harper	2,045	29	462	2,260	9,107	78	1,040
540	Heartland	83	10	365	81	3,655	11	0
519	Highland	11	5	186	26	2,363	4	0
514	Illinois Central	201	35	958	175	9,669	15	0
529	Illinois Eastern	(82)	(13)	(174)	(81)	(7,500)	(17)	0
	Frontier	13	2	1	4	1,499	0	0
	Lincoln Trail	12	1	108	35	1,119	4	0
	Olney Central	9	4	13	9	1,602	11	0
	Wabash Valley	48	6	52	33	3,280	2	0
513	Illinois Valley	35	7	85	153	3,512	2	0
525	Joliet	213	26	932	1,276	8,853	34	0
520	Kankakee	14	10	398	85	2,611	2	0
501	Kaskaskia	11	11	233	48	2,371	2	0
523	Kishwaukee	147	12	426	330	2,746	2	0
532	Lake County	727	51	1,211	2,701	9,021	730	0
517	Lake Land	29	28	712	178	4,959	19	0
536	Lewis & Clark	26	21	366	52	6,139	25	0
526	Lincoln Land	72	12	408	66	6,215	16	0
530	Logan	86	35	572	88	6,891	0	3
528	McHenry	50	17	16	190	4,790	23	0
524	Moraine Valley	198	48	714	907	10,452	653	0
527	Morton	83	1	67	2,881	1,345	88	0
535	Oakton	1,841	26	461	714	8,509	0	0
505	Parkland	368	33	868	177	6,263	317	0
515	Prairie State	47	16	1,604	507	2,236	8	377
521	Rend Lake	18	5	186	31	2,498	1	0
537	Richland	18	11	383	21	2,806	4	0
511	Rock Valley	203	38	561	368	6,514	15	0
518	Sandburg	19	7	171	97	2,921	5	0
506	Sauk Valley	20	7	41	149	2,169	0	0
531	Shawnee	17	8	303	26	1,526	0	0
510	South Suburban	81	25	3,309	561	2,747	28	0
533	Southeastern	5	13	417	57	2,015	1	0
522	Southwestern*	278	72	2,145	298	10,538	20	0
534	Spoon River	25	4	68	14	1,782	1	0
504	Triton	543	43	2,666	3,250	10,396	29	0
516	Waubonsee	112	35	370	2,147	4,929	9	0
539	Wood	21	3	70	17	2,053	3	0
	TOTALS	16,059	1,140	47,237	51,222	219,183	2,188	3,072

SOURCE OF DATA: Fall Enrollment (E1 Records)–reflects enrollments as of the fall census date (end of registration). Will not reflect enrollments in courses that have a starting data later than the census date – particularly those in adult education

Illinois Community College Board
Table I-5
SUMMARY OF OPENING FALL 2000 STUDENT HEADCOUNT ENROLLMENT
BY ACADEMIC CLASSIFICATION

Dist. No.	District/College	Freshman	Sophomore	High School	Unclassified*
503	Black Hawk	2,011	1,735	31	2,341
508	Chicago	(19,068)	(6,423)	(561)	(40,344)
	Daley	2,990	1,018	122	5,402
	Kennedy-King	2,001	676	64	3,288
	Malcolm X	1,791	658	136	6,053
	Olive-Harvey	1,752	781	101	3,935
	Truman	2,575	868	47	11,976
	Washington	4,093	1,279	25	2,750
	Wilbur Wright	3,866	1,143	66	6,940
507	Danville	1,907	324	1	273
502	DuPage	15,221	5,278	61	8,302
509	Elgin	5,119	1,143	398	3,511
512	Harper	9,248	2,803	52	2,918
540	Heartland	3,474	524	1	206
519	Highland	1,705	566	0	324
514	Illinois Central	5,748	2,630	240	2,435
529	Illinois Eastern	(5,993)	(1,970)	(0)	(804)
	Frontier	906	378	0	235
	Lincoln Trail	805	401	0	73
	Olney Central	1,006	544	0	98
	Wabash Valley	2,376	647	0	398
513	Illinois Valley	2,551	892	0	351
525	Joliet	2,908	6,611	0	1,815
520	Kankakee	1,953	716	86	365
501	Kaskaskia	889	709	1	1,077
523	Kishwaukee	2,554	510	19	580
532	Lake County	7,214	2,640	36	4,551
517	Lake Land	3,589	1,527	293	516
536	Lewis & Clark	2,808	1,275	2,081	465
526	Lincoln Land	4,891	1,279	82	537
530	Logan	6,042	1,129	0	504
528	McHenry	2,677	984	40	1,385
524	Moraine Valley	7,559	2,773	0	2,640
527	Morton	2,040	721	0	1,704
535	Oakton	5,462	2,329	153	3,607
505	Parkland	4,257	2,454	3	1,312
515	Prairie State	3,043	911	0	841
521	Rend Lake	1,087	753	0	899
537	Richland	2,086	818	150	189
511	Rock Valley	6,259	901	0	539
518	Sandburg	1,861	593	4	762
506	Sauk Valley	1,274	572	2	538
531	Shawnee	992	560	123	205
510	South Suburban	3,849	1,674	46	1,182
533	Southeastern	1,272	524	151	561
522	Southwestern**	6,894	3,494	247	2,716
534	Spoon River	1,057	431	2	404
504	Triton	7,853	2,812	831	5,431
516	Waubonsee	2,215	968	0	4,419
539	Wood	1,203	557	72	335
	TOTALS	166,933	65,513	5,767	101,888

*Unclassified students are those who do not meet minimum requirements for entrance as regular college-level students, or already have an Associate Degree or higher and are taking courses at the same level or lower. Some colleges may be including course enrollees in this category as well.
**Formerly Belleville Area College

SOURCE OF DATA: Fall Enrollment (E1 Records) - reflects enrollments as of the fall term census date (end of registration). Will not reflect enrollments in courses that have a starting date later than the census date -

Illinois Community College Board
Table I-6
SUMMARY OF OPENING FALL 2000 STUDENT HEADCOUNT ENROLLMENT
BY TYPE OF RESIDENCY

Dist. No.	District/College	In-District	Out-of-District	Corrections	Out-of State	Federal Corrections	Foreign
503	Black Hawk	5,686	96	164	145	0	27
508	Chicago	(64,510)	(1,558)	(0)	(24)	(0)	(304)
	Daley	9,288	240	0	4	0	0
	Kennedy-King	5,932	92	0	1	0	4
	Malcolm X	8,499	135	0	1	0	3
	Olive-Harvey	6,390	168	0	11	0	0
	Truman	15,059	363	0	0	0	44
	Washington	7,690	212	0	7	0	238
	Wilbur Wright	11,652	348	0	0	0	15
507	Danville	2,191	52	0	254	0	8
502	DuPage	25,556	2,246	0	907	0	153
509	Elgin	9,238	904	0	9	0	20
512	Harper	12,970	1,931	0	8	0	112
540	Heartland	4,040	163	0	2	0	0
519	Highland	2,446	89	0	56	0	4
514	Illinois Central	10,120	402	284	41	86	120
529	Illinois Eastern	(5,914)	(1,617)	(168)	(61)	(0)	(107)
	Frontier	1,428	88	0	3	0	0
	Lincoln Trail	1,054	18	168	9	0	30
	Olney Central	1,599	20	0	3	0	26
	Wabash Valley	1,833	1,491	0	46	0	51
513	Illinois Valley	3,471	207	116	0	0	0
525	Joliet	11,162	165	0	6	0	1
520	Kankakee	2,963	115	1	41	0	0
501	Kaskaskia	2,274	149	244	6	0	3
523	Kishwaukee	2,675	964	0	1	0	23
532	Lake County	13,026	371	0	206	0	838
517	Lake Land	4,235	306	1,340	33	0	11
536	Lewis & Clark	6,364	222	0	42	0	1
526	Lincoln Land	6,404	355	0	20	0	10
530	Logan	7,358	237	0	0	48	32
528	McHenry	4,855	142	0	65	0	24
524	Moraine Valley	10,692	1,623	0	4	0	653
527	Morton	4,011	442	0	2	0	10
535	Oakton	9,188	2,213	0	76	0	74
505	Parkland	6,279	1,338	0	85	0	324
515	Prairie State	4,074	523	0	197	0	1
521	Rend Lake	2,284	194	255	1	0	5
537	Richland	3,110	43	9	0	0	81
511	Rock Valley	7,443	152	0	63	0	41
518	Sandburg	2,909	51	228	27	0	5
506	Sauk Valley	2,326	60	0	0	0	0
531	Shawnee	1,645	39	27	168	0	1
510	South Suburban	5,299	923	0	525	0	4
533	Southeastern	1,849	98	537	20	0	4
522	Southwestern*	12,397	851	0	96	0	7
534	Spoon River	1,671	201	0	5	0	17
504	Triton	10,912	5,844	0	85	0	86
516	Waubonsee	6,898	693	0	2	0	9
539	Wood	1,943	38	0	183	0	3
	TOTALS	302,388	27,617	3,373	3,466	134	3,123

* Formerly Belleville Area College

SOURCE OF DATA: Fall Enrollment (E1 Records) - reflects enrollments as of the fall term census date (end of registration). Will not reflect enrollments in courses that have a starting date later than the census date - particularly those in adult education.

Illinois Community College Board
Table 1-7
SUMMARY OF OPENING FALL 2000 STUDENT HEADCOUNT ENROLLMENT
BY ENROLLMENT STATUS

Dist. No.	District/College	First-Time College-Level Students	New Pre-College Students	Transfer Students	New Gen Studies/ Voc Students	Continuing Students	Students Moved to College-Level	Readmitted Students	Unknown
503	Black Hawk	1,327	157	60	161	3,344	67	1,002	0
508	Chicago	(7,014)	(16,027)	(1,352)	(2,120)	(26,582)	(1,393)	(11,908)	(0)
	Daley	1,208	1,876	118	281	4,349	181	1,519	0
	Kennedy-King	546	1,268	75	360	2,267	142	1,371	0
	Malcolm X	960	3,438	9	89	2,253	205	1,684	0
	Olive-Harvey	656	1,752	136	269	2,138	147	1,471	0
	Truman	744	5,121	146	169	6,742	269	2,275	0
	Washington	1,500	162	601	461	3,613	259	1,551	0
	Wilbur Wright	1,400	2,410	267	491	5,220	190	2,037	0
507	Danville	660	146	30	155	1,172	0	342	0
502	DuPage	4,457	1,962	1,795	42	14,529	740	5,337	0
509	Elgin	1,644	1,028	787	5	4,921	333	1,453	0
512	Harper	3,649	36	1,145	0	8,197	0	1,994	0
540	Heartland	1,616	0	1	0	2,588	0	0	0
519	Highland	618	43	40	66	1,718	0	110	0
514	Illinois Central	2,494	0	550	0	7,498	0	511	0
529	Illinois Eastern	(1,796)	(60)	(31)	(116)	(4,730)	(54)	(1,080)	(0)
	Frontier	82	23	0	77	838	2	497	0
	Lincoln Trail	343	8	30	27	841	3	27	0
	Olney Central	276	1	1	5	833	0	532	0
	Wabash Valley	1,095	28	0	7	2,218	49	24	0
513	Illinois Valley	1,261	34	205	0	1,511	0	783	0
525	Joliet	2,751	0	249	0	6,170	0	2,164	0
520	Kankakee	412	108	143	43	1,690	0	724	0
501	Kaskaskia	824	34	0	85	1,200	0	533	0
523	Kishwaukee	741	120	591	25	1,665	0	521	0
532	Lake County	1,976	1,721	1,246	42	6,554	356	2,546	0
517	Lake Land	1,708	268	303	0	2,846	0	800	0
536	Lewis & Clark	2,533	0	30	0	2,941	0	1,125	0
526	Lincoln Land	1,602	11	181	29	4,067	0	899	0
530	Logan	597	119	391	1,183	19	0	5,366	0
528	McHenry	784	65	296	14	2,914	46	967	0
524	Moraine Valley	2,944	1,176	168	107	3,808	253	4,516	0
527	Morton	893	711	4	88	2,713	0	56	0
535	Oakton	1,684	3,069	1,076	683	3,102	102	1,835	0
505	Parkland	2,085	472	333	39	3,591	284	1,222	0
515	Prairie State	967	228	329	245	2,059	0	967	0
521	Rend Lake	1,189	64	15	51	1,137	11	272	0
537	Richland	782	0	0	0	1,852	0	609	0
511	Rock Valley	421	262	33	128	6,225	630	0	0
518	Sandburg	776	111	18	123	1,566	34	592	0
506	Sauk Valley	542	127	44	26	1,033	92	522	0
531	Shawnee	397	0	0	17	1,466	0	0	0
510	South Suburban	587	337	538	406	3,358	422	1,103	0
533	Southeastern	612	0	20	137	1,271	0	468	0
522	Southwestern*	2,442	880	222	40	7,147	0	2,620	0
534	Spoon River	477	57	190	52	770	18	330	0
504	Triton	2,644	1,089	8	1,145	8,243	196	3,602	0
516	Waubonsee	1,265	485	102	49	5,701	0	0	0
539	Wood	799	100	112	0	1,050	2	104	0
	TOTALS	61,970	31,107	12,638	7,422	162,948	5,033	58,983	0

* Formerly Belleville Area College

SOURCE OF DATA: Fall Enrollment (E1 Records) - reflects enrollments as of the fall term census date (end of registration). Will not reflect enrollments in courses that have a starting date later than the census date - particularly those in adult education.

Illinois Community College Board
Table I-8
PROPORTIONS OF DISTRICT POPULATIONS SERVED BY
ILLINOIS PUBLIC COMMUNITY COLLEGES IN INSTRUCTIONAL
CREDIT CURRICULA BY HEADCOUNT AND FTE

Dist. No.	District	Headcount Per 1000 Population	FTE Per 1000 Population
503	Black Hawk	26.88	16.74
508	Chicago	24.10	13.35
507	Danville	26.35	16.06
502	DuPage	34.11	18.42
509	Elgin	38.73	18.02
512	Harper	30.24	15.53
540	Heartland	24.21	13.64
519	Highland	28.37	16.22
514	Illinois Central	31.20	17.20
529	Illinois Eastern	70.56	32.14
513	Illinois Valley	26.38	15.22
525	Joliet	30.98	15.99
520	Kankakee	24.84	13.25
501	Kaskaskia	23.22	16.50
523	Kishwaukee	42.20	25.34
532	Lake County	29.47	12.97
517	Lake Land	29.21	17.96
536	Lewis & Clark	31.97	14.03
526	Lincoln Land	21.29	11.19
530	Logan	54.16	23.69
528	Mc Henry	31.48	16.01
524	Moraine Valley	33.46	18.81
527	Morton	32.55	13.40
535	Oakton	26.61	12.36
505	Parkland	33.88	21.05
515	Prairie State	23.46	12.07
521	Rend Lake	31.20	20.36
537	Richland	23.84	12.97
511	Rock Valley	25.97	13.36
518	Carl Sandburg	27.67	14.27
506	Sauk Valley	23.56	13.50
531	Shawnee	30.70	19.31
510	South Suburban	25.29	12.91
533	Southeastern	43.24	27.24
522	Southwestern*	35.54	18.47
534	Spoon River	25.38	14.98
504	Triton	50.56	22.61
516	Waubonsee	36.15	16.17
539	John Wood	22.60	14.23
	TOTALS	29.86	15.71

* Formerly Belleville Area College
SOURCES OF DATA: Fall Enrollment (E1 Records)
ICCB 2001 Estimated District Population

Illinois Community College Board
Table I-9
SUMMARY OF OPENING FALL 2000 STUDENT HEADCOUNT ENROLLMENT
BY INSTRUCTIONAL PROGRAM AREA AND STUDENT LEVEL

FRESHMAN LEVEL

Dist. No.	District/College	General Associates	Bacc/ Transfer	Occupa- tional	General Studies	Voc Skills	Adult Basic Ed	Adult Sec Ed	Eng as a Second Language	Total
503	Black Hawk	1	1,268	734	0	8	0	0	0	2,011
508	Chicago	(6,194)	(7,976)	(3,921)	(6)	(971)	(0)	(0)	(0)	(19,068)
	Daley	307	2,032	638	0	13	0	0	0	2,990
	Kennedy-King	145	686	1,123	1	46	0	0	0	2,001
	Malcolm X	613	558	474	1	145	0	0	0	1,791
	Olive-Harvey	583	894	229	2	44	0	0	0	1,752
	Truman	1,115	926	513	0	21	0	0	0	2,575
	Washington	1,081	2,336	651	2	23	0	0	0	4,093
	Wilbur Wright	2,350	544	293	0	679	0	0	0	3,866
507	Danville	0	981	739	0	187	0	0	0	1,907
502	DuPage	29	6,634	3,319	4,138	1,101	0	0	0	15,221
509	Elgin	295	2,797	1,818	0	209	0	0	0	5,119
512	Harper	2	4,809	3,133	1,304	0	0	0	0	9,248
540	Heartland	0	2,292	466	0	716	0	0	0	3,474
519	Highland	22	838	540	107	198	0	0	0	1,705
514	Illinois Central	1,069	2,455	2,154	39	31	0	0	0	5,748
529	Illinois Eastern	(251)	(1,745)	(2,510)	(1)	(586)	(0)	(0)	(0)	(5,093)
	Frontier	22	466	165	0	253	0	0	0	906
	Lincoln Trail	121	363	307	0	14	0	0	0	805
	Olney Central	35	545	424	1	1	0	0	0	1,006
	Wabash Valley	73	371	1,614	0	318	0	0	0	2,376
513	Illinois Valley	172	949	924	506	0	0	0	0	2,551
525	Joliet	20	1,941	729	0	218	0	0	0	2,908
520	Kankakee	84	762	1,014	15	78	0	0	0	1,953
501	Kaskaskia	139	320	414	13	3	0	0	0	889
523	Kishwaukee	0	2,003	529	20	2	0	0	0	2,554
532	Lake County	0	3,557	2,699	773	185	0	0	0	7,214
517	Lake Land	169	1,818	1,446	0	156	0	0	0	3,589
536	Lewis & Clark	187	1,505	938	62	116	0	0	0	2,808
526	Lincoln Land	811	2,733	1,236	4	107	0	0	0	4,891
530	Logan	8	2,337	2,841	0	856	0	0	0	6,042
528	McHenry	69	1,838	770	0	0	0	0	0	2,677
524	Moraine Valley	0	3,435	3,964	0	160	0	0	0	7,559
527	Morton	1	1,744	235	5	55	0	0	0	2,040
535	Oakton	0	3,605	1,778	2	77	0	0	0	5,462
505	Parkland	135	2,433	1,623	0	66	0	0	0	4,257
515	Prairie State	44	1,766	1,233	0	0	0	0	0	3,043
521	Rend Lake	0	606	437	0	44	0	0	0	1,087
537	Richland	8	1,235	749	59	35	0	0	0	2,086
511	Rock Valley	13	2,888	1,496	0	1,861	1	0	0	6,259
518	Sandburg	4	1,066	697	1	93	0	0	0	1,861
506	Sauk Valley	1	821	452	0	0	0	0	0	1,274
531	Shawnee	81	432	319	36	124	0	0	0	992
510	South Suburban	0	1,720	1,570	2	557	0	0	0	3,849
533	Southeastern	1	633	439	37	162	0	0	0	1,272
522	Southwestern*	0	3,647	3,225	0	22	0	0	0	6,894
534	Spoon River	106	661	206	0	84	0	0	0	1,057
504	Triton	1,168	2,683	3,278	0	724	0	0	0	7,853
516	Waubonsee	240	1,110	820	35	10	0	0	0	2,215
539	Wood	0	796	345	62	0	0	0	0	1,203
	TOTALS	11,324	82,839	55,740	7,227	9,802	1	0	0	166,933

* Formerly Belleville Area College

SOURCE OF DATA: Fall Enrollment (E1 Records) - reflects enrollments as of the fall term census date (end of registration). Will not reflect enrollments in courses that have a starting date later than the census date - particularly those in adult education.

Illinois Community College Board
Table I-9
SUMMARY OF OPENING FALL 2000 STUDENT HEADCOUNT ENROLLMENT
BY INSTRUCTIONAL PROGRAM AREA AND STUDENT LEVEL

SOPHOMORE LEVEL

Dist. No.	District/College	General Associates	Bacc/ Transfer	Occupa- tional	General Studies	Voc Skills	Adult Basic Ed	Adult Sec Ed	Eng as a Second Language	Total
503	Black Hawk	4	1,093	637	0	1	0	0	0	1,735
508	Chicago	(1,492)	(2,935)	(1,894)	(0)	(102)	(0)	(0)	(0)	(6,423)
	Daley	42	677	299	0	0	0	0	0	1,018
	Kennedy-King	25	295	352	0	4	0	0	0	676
	Malcolm X	118	194	322	0	24	0	0	0	658
	Olive-Harvey	101	443	233	0	4	0	0	0	781
	Truman	223	355	270	0	20	0	0	0	868
	Washington	234	759	278	0	8	0	0	0	1,279
	Wilbur Wright	749	212	140	0	42	0	0	0	1,143
507	Danville	0	172	145	0	7	0	0	0	324
502	DuPage	38	2,587	1,830	513	310	0	0	0	5,278
509	Elgin	39	617	453	0	34	0	0	0	1,143
512	Harper	0	1,696	933	174	0	0	0	0	2,803
540	Heartland	0	351	104	0	69	0	0	0	524
519	Highland	6	324	197	9	30	0	0	0	566
514	Illinois Central	312	1,192	1,108	9	9	0	0	0	2,630
529	Illinois Eastern	(65)	(908)	(893)	(1)	(103)	(0)	(0)	(0)	(1,970)
	Frontier	11	199	99	0	69	0	0	0	378
	Lincoln Trail	21	193	187	0	0	0	0	0	401
	Olney Central	13	303	228	0	0	0	0	0	544
	Wabash Valley	20	213	379	1	34	0	0	0	647
513	Illinois Valley	49	433	400	10	0	0	0	0	892
525	Joliet	63	4,018	2,414	1	115	0	0	0	6,611
520	Kankakee	54	257	396	1	8	0	0	0	716
501	Kaskaskia	54	305	350	0	0	0	0	0	709
523	Kishwaukee	0	295	213	1	1	0	0	0	510
532	Lake County	0	1,468	1,084	36	52	0	0	0	2,640
517	Lake Land	51	651	796	0	29	0	0	0	1,527
536	Lewis & Clark	43	634	575	13	10	0	0	0	1,275
526	Lincoln Land	330	537	409	0	3	0	0	0	1,279
530	Logan	1	602	503	0	23	0	0	0	1,129
528	McHenry	21	675	288	0	0	0	0	0	984
524	Moraine Valley	0	1,076	1,687	0	10	0	0	0	2,773
527	Morton	2	514	204	0	1	0	0	0	721
535	Oakton	0	1,519	809	0	1	0	0	0	2,329
505	Parkland	55	1,308	1,081	0	10	0	0	0	2,454
515	Prairie State	4	484	423	0	0	0	0	0	911
521	Rend Lake	0	403	341	0	9	0	0	0	753
537	Richland	1	433	376	6	2	0	0	0	818
511	Rock Valley	0	537	319	0	45	0	0	0	901
518	Sandburg	2	309	269	0	13	0	0	0	593
506	Sauk Valley	4	300	268	0	0	0	0	0	572
531	Shawnee	35	301	183	9	32	0	0	0	560
510	South Suburban	0	689	959	0	26	0	0	0	1,674
533	Southeastern	0	235	277	1	11	0	0	0	524
522	Southwestern*	0	1,953	1,540	0	1	0	0	0	3,494
534	Spoon River	41	280	105	0	5	0	0	0	431
504	Triton	194	1,056	1,545	0	17	0	0	0	2,812
516	Waubonsee	35	581	341	11	0	0	0	0	968
539	Wood	0	336	210	11	0	0	0	0	557
	TOTALS	2,995	34,064	26,559	806	1,089	0	0	0	65,513

* Formerly Belleville Area College

SOURCE OF DATA: Fall Enrollment (E1 Records) - reflects enrollments as of the fall term census date (end of registration). Will not reflect enrollments in courses that have a starting date later than the census date - particularly those in adult education.

Illinois Community College Board
Table I-9
SUMMARY OF OPENING FALL 2000 STUDENT HEADCOUNT ENROLLMENT
BY INSTRUCTIONAL PROGRAM AREA AND STUDENT LEVEL

HIGH SCHOOL LEVEL

Dist. No.	District/College	General Associates	Bacc/ Transfer	Occupa- tional	General Studies	Voc Skills	Adult Basic Ed	Adult Sec Ed	Eng as a Second Language	Total
503	Black Hawk	0	25	5	0	1	0	0	0	31
508	Chicago	(41)	(144)	(373)	(0)	(3)	(0)	(0)	(0)	(561)
	Daley	1	15	105	0	1	0	0	0	122
	Kennedy-King	0	6	58	0	0	0	0	0	64
	Malcolm X	3	5	128	0	0	0	0	0	136
	Olive-Harvey	6	94	1	0	0	0	0	0	101
	Truman	3	6	38	0	0	0	0	0	47
	Washington	5	9	11	0	0	0	0	0	25
	Wilbur Wright	23	9	32	0	2	0	0	0	66
507	Danville	0	1	0	0	0	0	0	0	1
502	DuPage	0	11	4	43	3	0	0	0	61
509	Elgin	2	153	239	0	4	0	0	0	398
512	Harper	0	30	12	10	0	0	0	0	52
540	Heartland	0	0	1	0	0	0	0	0	1
519	Highland	0	0	0	0	0	0	0	0	0
514	Illinois Central	150	68	19	3	0	0	0	0	240
529	Illinois Eastern	(0)	(0)	(0)	(0)	(0)	(0)	(0)	(0)	(0)
	Frontier	0	0	0	0	0	0	0	0	0
	Lincoln Trail	0	0	0	0	0	0	0	0	0
	Olney Central	0	0	0	0	0	0	0	0	0
	Wabash Valley	0	0	0	0	0	0	0	0	0
513	Illinois Valley	0	0	0	0	0	0	0	0	0
525	Joliet	0	0	0	0	0	0	0	0	0
520	Kankakee	0	86	0	0	0	0	0	0	86
501	Kaskaskia	0	0	1	0	0	0	0	0	1
523	Kishwaukee	0	17	1	1	0	0	0	0	19
532	Lake County	0	12	5	17	2	0	0	0	36
517	Lake Land	0	291	2	0	0	0	0	0	293
536	Lewis & Clark	0	745	1,314	22	0	0	0	0	2,081
526	Lincoln Land	3	72	4	0	3	0	0	0	82
530	Logan	0	0	0	0	0	0	0	0	0
528	McHenry	0	16	24	0	0	0	0	0	40
524	Moraine Valley	0	0	0	0	0	0	0	0	0
527	Morton	0	0	0	0	0	0	0	0	0
535	Oakton	0	121	30	1	1	0	0	0	153
505	Parkland	0	3	0	0	0	0	0	0	3
515	Prairie State	0	0	0	0	0	0	0	0	0
521	Rend Lake	0	0	0	0	0	0	0	0	0
537	Richland	0	129	16	5	0	0	0	0	150
511	Rock Valley	0	0	0	0	0	0	0	0	0
518	Sandburg	0	3	0	0	1	0	0	0	4
506	Sauk Valley	0	1	1	0	0	0	0	0	2
531	Shawnee	2	77	3	3	38	0	0	0	123
510	South Suburban	0	46	0	0	0	0	0	0	46
533	Southeastern	0	32	76	2	41	0	0	0	151
522	Southwestern*	0	175	72	0	0	0	0	0	247
534	Spoon River	0	1	1	0	0	0	0	0	2
504	Triton	0	737	93	0	1	0	0	0	831
516	Waubonsee	0	0	0	0	0	0	0	0	0
539	Wood	0	63	7	2	0	0	0	0	72
	TOTALS	198	3,059	2,303	109	98	0	0	0	5,767

*Formerly Belleville Area College

SOURCE OF DATA: Fall Enrollment (E1 Records) - reflects enrollments as of the fall term census date (end of registration). Will not reflect enrollments in courses that have a starting date later than the census date - particularly those in adult education.

Illinois Community College Board
Table I-9
SUMMARY OF OPENING FALL 2000 STUDENT HEADCOUNT ENROLLMENT
BY INSTRUCTIONAL PROGRAM AREA AND STUDENT LEVEL

UNCLASSIFIED LEVEL

Dist. No.	District/College	General Associates	Bacc/ Transfer	Occupa- tional	General Studies	Voc Skills	Adult Basic Ed	Adult Sec Ed	Eng as a Second Language	Total
503	Black Hawk	3	1,201	670	0	448	12	7	0	2,341
508	Chicago	(2,400)	(3,312)	(2,069)	(49)	(2,435)	(9,169)	(1,676)	(19,234)	(40,344)
	Daley	58	737	152	0	269	789	283	3,114	5,402
	Kennedy-King	72	228	406	13	218	1,667	41	643	3,288
	Malcolm X	182	321	162	11	241	2,606	268	2,262	6,053
	Olive-Harvey	229	420	84	9	387	1,677	348	781	3,935
	Truman	584	488	105	5	198	1,288	210	9,098	11,976
	Washington	449	894	970	7	309	0	121	0	2,750
	Wilbur Wright	826	224	190	4	813	1,142	405	3,336	6,940
507	Danville	0	70	73	0	10	62	29	29	273
502	DuPage	2	1,070	1,256	2,109	614	216	472	2,563	8,302
509	Elgin	18	490	693	0	88	233	78	1,911	3,511
512	Harper	1	526	733	232	0	105	69	1,252	2,918
540	Heartland	0	0	0	0	0	179	0	27	206
519	Highland	1	108	72	63	73	3	4	0	324
514	Illinois Central	227	783	1,086	59	7	140	86	47	2,435
529	Illinois Eastern	(1)	(158)	(394)	(0)	(33)	(115)	(72)	(31)	(804)
	Frontier	0	85	37	0	27	43	32	11	235
	Lincoln Trail	0	21	7	0	0	44	1	0	73
	Olney Central	0	17	25	0	0	26	29	1	98
	Wabash Valley	1	35	325	0	6	2	10	19	398
513	Illinois Valley	2	61	133	27	0	36	89	3	351
525	Joliet	3	279	174	251	29	313	232	534	1,815
520	Kankakee	21	103	212	1	20	1	7	0	365
501	Kaskaskia	307	341	405	1	0	8	15	0	1,077
523	Kishwaukee	0	169	129	10	1	59	70	142	580
532	Lake County	0	489	1,501	544	33	268	99	1,617	4,551
517	Lake Land	8	300	141	0	63	0	4	0	516
536	Lewis & Clark	15	94	120	11	18	78	122	7	465
526	Lincoln Land	57	218	92	0	160	3	3	4	537
530	Logan	0	98	110	0	20	145	129	2	504
528	McHenry	12	766	606	0	0	0	1	0	1,385
524	Moraine Valley	0	329	678	0	38	180	539	876	2,640
527	Morton	0	93	33	2	15	324	12	1,225	1,704
535	Oakton	0	1,294	1,005	20	1,034	38	73	143	3,607
505	Parkland	58	570	553	0	24	26	25	56	1,312
515	Prairie State	2	157	160	0	55	199	67	201	841
521	Rend Lake	0	473	378	0	41	0	7	0	899
537	Richland	2	80	92	6	1	6	2	0	189
511	Rock Valley	0	235	170	0	134	0	0	0	539
518	Sandburg	4	160	149	0	282	30	122	15	762
506	Sauk Valley	0	281	30	0	227	0	0	0	538
531	Shawnee	7	32	46	15	51	32	22	0	205
510	South Suburban	0	226	226	0	183	246	212	89	1,182
533	Southeastern	1	218	211	21	100	5	5	0	561
522	Southwestern*	0	795	857	0	3	479	582	0	2,716
534	Spoon River	19	146	81	0	50	67	39	2	404
504	Triton	27	281	366	0	2,213	199	412	1,933	5,431
516	Waubonsee	46	938	1,347	454	67	110	109	1,348	4,419
539	Wood	0	106	91	33	0	45	49	11	335
	TOTALS	3,244	17,050	17,142	3,908	8,570	13,131	5,541	33,302	101,888

* Formerly Belleville Area College

SOURCE OF DATA: Fall Enrollment (E1 Records) - reflects enrollments as of the fall term census date (end of registration). Will not reflect enrollments in courses that have a starting date later than the census date - particularly those in adult education.

Illinois Community College Board
Table I-10
SUMMARY OF OPENING FALL TERM STUDENT HEADCOUNT ENROLLMENT
FALL 1991 THROUGH FALL 2000

Dist No.	District/College	Fall 1991	Fall 1992	Fall 1993	Fall 1994	Fall 1995	Fall 1996	Fall 1997	Fall 1998	Fall 1999	Fall 2000
503	Black Hawk	7,206 *	7,503	6,721	6,943	6,354	6,390	6,532	6,536	6,473	6,118
	East	---	---	---	---	---	---	---	---	---	---
	Quad	---	---	---	---	---	---	---	---	---	---
508	Chicago	(79,507)	(77,233)	(73,904)	(71,598)	(68,233)	(69,189)	(70,717)	(69,389)	(66,797)	(66,396)
	City-Wide	6,961	5,411	---	---	---	---	---	---	---	---
	Daley	8,581	8,439	8,072	8,992	8,835	9,445	10,067	9,834	9,800	9,532
	Kennedy-King	10,134	9,166	8,571	6,042	7,071	6,644	7,111	7,117	6,681	6,029
	Malcolm X	10,277	13,409	11,805	11,077	9,637	9,172	9,348	8,791	8,561	8,638
	Olive-Harvey	8,188	8,180	6,655	6,102	6,110	6,887	7,375	7,693	7,778	6,569
	Truman	16,557	14,551	15,566	15,675	14,883	15,644	16,009	15,048	14,147	15,466
	Washington	8,496	7,839	11,235	12,028	9,741	9,104	8,531	8,434	8,270	8,147
	Wilbur Wright	10,313	10,238	12,000	11,682	11,956	12,293	12,276	12,472	11,560	12,015
507	Danville	3,720	3,340	3,182	2,857	2,716	2,662	2,633	2,586	2,461	2,505
502	DuPage	30,897	31,625	31,132	30,237	29,888	29,698	28,989	28,968	29,032	28,862
509	Elgin	7,424	9,035	9,126	9,175	8,589	9,104	9,181	9,549	9,513	10,171
512	Harper	17,562	17,610	16,212	15,560	15,106	15,041	15,690	14,986	14,817	15,021
540	Heartland	---	1,959	2,349	2,779	3,072	3,343	3,534	3,637	3,932	4,205
519	Highland	3,021	3,181	2,614	2,678	2,662	2,536	2,603	2,504	2,493	2,595
514	Illinois Central	13,899 **	13,056	12,297	11,696	11,839	11,520	11,724	11,486	11,145	11,053
529	Illinois Eastern	(7,891)	(7,104)	(6,780)	(6,818)	(6,540)	(6,107)	(7,334)	(7,010)	(7,334)	(7,867)
	Frontier	2,183	1,907	1,890	2,093	1,904	2,302	1,893	1,652	1,819	1,519
	Lincoln Trail	1,040	1,085	1,152	1,114	1,127	1,216	1,339	1,279	1,303	1,279
	Olney Central	1,733	1,550	1,481	1,536	1,486	1,128	1,427	1,381	1,417	1,648
	Wabash Valley	2,935	2,562	2,257	2,075	2,023	1,461	2,675	2,698	2,795	3,421
513	Illinois Valley	4,397	4,274	4,174	3,971	3,947	3,902	3,919	3,678	4,135	3,794
525	Joliet	10,043	10,427	10,336	10,369	10,248	10,414	10,647	11,137	10,858	11,334
520	Kankakee	4,043	4,025	3,888	3,853	3,924	3,818	3,696	3,685	3,643	3,120
501	Kaskaskia	3,581	3,322	3,379	3,247	2,916	2,996	2,687	2,993	2,857	2,676
523	Kishwaukee	3,340	3,270	3,243	3,244	3,268	3,054	3,146	3,164	3,612	3,663
532	Lake County	14,013	14,389	14,162	13,755	13,510	13,453	13,577	13,733	13,880	14,441
517	Lake Land	4,835	4,543	4,763	4,831	4,734	4,710	5,182	5,388	5,606	5,925
536	Lewis & Clark	5,763	5,853	5,441	5,534	5,303	5,408	5,421	5,992	6,104	6,629
526	Lincoln Land	8,363	8,708	7,943	8,220	8,609	7,930	7,958	7,112	6,993	6,789
530	Logan	5,730	5,542	5,440	5,469	5,432	5,677	6,159	6,163	6,241	7,675
528	Mc Henry	4,368	4,671	4,797	4,841	4,933	4,808	5,071	5,050	5,108	5,086
541	Metropolitan***	1,119	1,268	1,255	982	886	838	1,095	776	---	---
524	Moraine Valley	13,938	14,074	13,826	13,273	12,813	13,234	13,347	13,417	14,414	12,972
527	Morton	4,529	4,349	4,214	3,977	3,760	4,283	4,222	4,223	4,348	4,465
535	Oakton	13,473	13,349	12,796	11,634	12,074	11,573	11,103	10,881	10,928	11,551
505	Parkland	9,758 **	9,343	8,869	8,463	8,403	8,074	7,848	7,937	8,143	8,026
515	Prairie State	5,657	5,785	5,368	5,305	5,191	5,559	5,471	5,275	5,188	4,795
521	Rend Lake	3,229	2,966	3,092	3,551	3,438	4,287	4,213	3,653	3,182	2,739
537	Richland	3,850	4,110	3,950	3,801	3,384	3,388	3,244	3,267	3,090	3,243
511	Rock Valley	9,066	8,618	9,113	8,905	8,228	8,027	8,188	8,254	6,352	7,699
518	Carl Sandburg	2,663	2,569	2,591	2,541	2,765	2,689	2,635	2,906	2,739	3,220
506	Sauk Valley	3,136	2,912	2,790	2,646	2,724	2,706	2,627	2,452	2,573	2,386
531	Shawnee	1,818	1,943	2,021	2,182	2,119	2,024	1,961	1,700	1,865	1,880
510	South Suburban	10,605	9,369	9,107	8,997	7,648	7,323	8,458	7,390	7,254	6,751
533	Southeastern	3,292	2,802	2,925	2,648	2,643	2,793	2,807	2,443	2,663	2,508
522	Southwestern****	14,984	15,440	14,624	14,314	13,923	13,298	13,144	12,288	13,757	13,351
534	Spoon River	2,061	2,189	2,077	1,860	1,950	1,922	1,785	1,813	1,861	1,894
504	Triton	16,767	16,804	15,308	15,485	15,362	17,576	16,799	17,815	18,697	16,927
516	Waubonsee	6,415	6,750	6,768	6,797	6,552	6,787	7,000	7,021	7,276	7,602
539	John Wood	2,512	2,293	2,140	1,943	2,030	2,010	2,209	2,265	2,309	2,167
	TOTALS	368,475	367,603	354,717	346,979	337,716	340,151	344,556	340,522	339,673	340,101

*Effective in fiscal year 1992, Black Hawk College was restructured as a single college district with two campuses.
**Includes enrollments from Heartland Community College.
***Formerly State Community College
****Formerly Belleville Area College
SOURCE OF DATA: Fall Enrollment (E1 Records) - reflects enrollment as of the fall term census date (end of registration). Will not reflect enrollments in courses that have a starting date later than the census date - particularly those in adult education.

Illinois Community College Board
Table I-11
SUMMARY OF OPENING FALL TERM STUDENT FTE ENROLLMENT
FALL 1991 THROUGH FALL 2000

Dist No.	District/College	1991 FTE	1992 FTE	1993 FTE	1994 FTE	1995 FTE	1996 FTE	1997 FTE	1998 FTE	1999 FTE	2000 FTE
503	Black Hawk	4,067 *	4,320	4,134	4,209	3,906	4,013	3,983	4,015	3,980	3,810
	East	---	---	---	---	---	---	---	---	---	---
	Quad	---	---	---	---	---	---	---	---	---	---
508	Chicago	(46,469)	(44,535)	(41,819)	(39,058)	(37,655)	(38,955)	(42,632)	(40,110)	(37,605)	(36,766)
	City-Wide	2,727	2,036	---	---	---	---	---	---	---	---
	Daley	4,553	4,332	4,086	4,383	4,221	4,431	6,105	5,979	5,856	5,617
	Kennedy-King	7,024	6,342	5,413	3,785	4,354	4,071	4,693	4,774	4,421	4,095
	Malcolm X	8,033	8,796	7,962	6,441	6,167	6,138	7,078	6,780	6,625	6,808
	Olive-Harvey	5,225	5,280	4,381	4,076	4,080	4,542	4,903	5,284	4,505	4,019
	Truman	9,551	8,460	9,288	9,053	8,389	8,882	9,058	6,153	5,742	5,699
	Washington	4,067	3,919	5,243	5,451	4,385	4,003	4,006	4,403	4,252	4,228
	Wilbur Wright	5,289	5,370	5,446	5,869	6,059	6,887	6,788	6,736	6,206	6,299
507	Danville	2,164	2,096	2,022	1,836	1,762	1,724	1,686	1,633	1,521	1,527
502	DuPage	15,758	16,251	16,091	15,829	15,573	15,480	15,244	15,324	15,657	15,588
509	Elgin	3,438	4,246	4,320	4,349	4,182	4,455	4,534	4,588	4,538	4,732
512	Harper	8,034	8,213	7,997	7,780	7,523	7,582	7,970	7,797	7,751	7,713
540	Heartland	---	1,149	1,181	1,403	1,614	1,749	1,887	2,000	2,163	2,370
519	Highland	1,580	1,665	1,508	1,433	1,355	1,351	1,369	1,332	1,445	1,484
514	Illinois Central	6,775 **	6,669	6,487	6,208	6,141	6,145	6,373	6,301	6,139	6,091
529	Illinois Eastern	(3,854)	(3,643)	(3,419)	(3,473)	(3,278)	(3,277)	(3,594)	(3,400)	(3,485)	(3,583)
	Frontier	694	619	555	577	491	612	509	485	519	457
	Lincoln Trail	736	796	766	751	725	835	849	816	795	868
	Olney Central	1,229	1,174	1,172	1,164	1,090	874	1,127	1,057	996	1,109
	Wabash Valley	1,195	1,054	926	981	972	956	1,109	1,043	1,174	1,149
513	Illinois Valley	2,499	2,514	2,439	2,268	2,221	2,248	2,197	2,183	2,334	2,189
525	Joliet	5,153	5,442	5,379	5,468	5,453	5,535	5,607	5,854	5,839	5,849
520	Kankakee	2,007	2,025	1,957	1,971	1,985	1,932	1,898	1,932	1,868	1,664
501	Kaskaskia	2,288	2,216	2,237	2,143	1,952	1,953	1,901	2,022	1,929	1,902
523	Kishwaukee	1,902	1,857	1,851	1,839	1,903	1,826	1,903	1,933	2,165	2,200
532	Lake County	5,781	5,924	5,847	5,796	5,837	5,868	5,987	6,064	6,081	6,354
517	Lake Land	3,055	2,979	3,030	2,930	2,970	3,052	3,314	3,467	3,590	3,641
536	Lewis & Clark	2,995	3,033	2,782	2,792	2,726	2,836	2,879	2,968	2,880	2,908
526	Lincoln Land	3,926	4,099	3,939	3,991	4,046	3,981	4,001	3,898	3,928	3,570
530	Logan	3,537	3,642	3,585	3,596	3,566	3,654	3,635	3,389	3,429	3,356
528	Mc Henry	1,916	2,091	2,145	2,234	2,326	2,321	2,485	2,519	2,581	2,587
541	Metropolitan***	712	858	821	664	564	453	715	481	---	---
524	Moraine Valley	7,544	7,576	7,371	7,186	7,078	7,195	7,470	7,596	7,665	7,293
527	Morton	1,994	1,802	1,810	1,709	1,576	1,752	1,836	1,819	1,833	1,838
535	Oakton	5,524	5,585	5,544	5,293	5,636	5,327	5,122	4,971	5,100	5,365
505	Parkland	5,568 **	5,473	5,287	5,105	5,001	4,987	5,002	4,967	4,973	4,986
515	Prairie State	2,698	2,765	2,601	2,559	2,525	2,664	2,706	2,681	2,612	2,466
521	Rend Lake	1,965	1,864	1,961	2,013	2,010	2,195	2,007	1,880	1,830	1,787
537	Richland	2,007	2,138	2,059	1,881	1,695	1,770	1,766	1,750	1,656	1,764
511	Rock Valley	4,171	4,291	4,320	4,157	3,955	3,857	3,997	4,093	3,220	3,961
518	Carl Sandburg	1,527	1,547	1,530	1,460	1,591	1,542	1,512	1,576	1,541	1,661
506	Sauk Valley	1,794	1,702	1,611	1,496	1,500	1,466	1,444	1,366	1,442	1,366
531	Shawnee	1,275	1,262	1,375	1,346	1,334	1,251	1,247	1,024	1,236	1,182
510	South Suburban	4,409	4,234	4,270	4,217	3,631	3,615	4,090	3,644	3,572	3,446
533	Southeastern	1,852	1,785	1,842	1,751	1,688	1,744	1,756	1,496	1,613	1,580
522	Southwestern****	6,997	7,375	7,130	6,947	6,818	6,641	6,596	6,378	6,976	6,939
534	Spoon River	1,232	1,328	1,268	1,143	1,177	1,145	1,087	1,093	1,115	1,118
504	Triton	8,231	8,292	7,421	7,324	7,717	7,949	8,013	8,126	7,860	7,568
516	Waubonsee	2,686	2,860	2,957	2,948	2,855	2,923	3,032	3,007	3,205	3,402
539	John Wood	1,194	1,194	1,161	1,029	1,115	1,142	1,239	1,368	1,365	1,303
	TOTALS	190,578	192,540	186,508	180,834	177,440	179,552	185,715	182,042	179,722	178,908

*Effective in fiscal year 1992, Black Hawk College was restructured as a single college district with two campuses.
**Includes enrollments from Heartland Community College.
***Formerly State Community College
****Formerly Belleville Area College

SOURCE OF DATA: Fall Enrollment (E1 Records) - reflects enrollment as of the fall term census date (end of registration). Will not reflect enrollments in courses that have a starting date later than the census date - particularly those in adult education.

Section II

FACULTY AND STAFF DATA

The tables in this section present data regarding faculty and staff employed by the public community colleges of Illinois. The salary and staff data were collected in fall 2000 and reflect averages for fiscal year 2001 Employee groups exclude those persons who are employed predominantly to provide services at a correctional facility.

Descriptions of the employee groups used in this section are provided below. These categories correspond with *Fiscal Management Manual* salaries expenditures codes.

- Faculty are individuals who spend more than one-half of their workload in the activity of teaching and providing instruction to students.
- Administrative Staff are line officers of the college who manage, conduct, and administer programs, staff, and operations of the board of trustees.
- Classified Staff include clerical and custodial/maintenance staff. Clerical personnel engage in the process of keeping records and processing information upon the request and direction of college professional staff. Custodial/maintenance staff engage in housekeeping and the maintenance or repair of college facilities and equipment.
- Other (nonteaching) Professional Staff include professional/technical, academic support, and supervisory staff. Professional/technical staff have specialized skills but do not directly support the process of teaching. Academic support staff exercise professional judgement and discretion and directly support the teaching and learning process. Supervisory staff have the duty, responsibility, or authority to recommend the employment, transfer, suspension, dismissal, promotion, assignment, reward, or discipline of other staff individuals both full- and part-time.

Figure 2 shows the headcount distribution of community college employees statewide by employee group: faculty (51.27 percent), other nonteaching professionals (11.58 percent), classified (32.99 percent), and administrators (4.17 percent).

Table II-1 lists the number of instructional teaching faculty by sex and employment status employed during fall 2000. Of the 17,364 teaching faculty employed in fall 2000, 4,405 were full-time faculty.

Table II-2 shows the total number of administrative staff by sex and employment status.

Table II-3 lists the number of full-time and part-time nonteaching professional staff by sex and employment status employed in each community college. Table II-4 provides the same information for classified or civil service type staff.

The average contractual base salaries paid to full-time teaching faculty, full-time administrative staff, and full-time nonteaching professionals are shown in Table II-5.

Table II-6 identifies the average class size for on-campus lecture/discussion classes and laboratory classes. Table II-7 shows a percent distribution of on-campus classes by size for each community college.

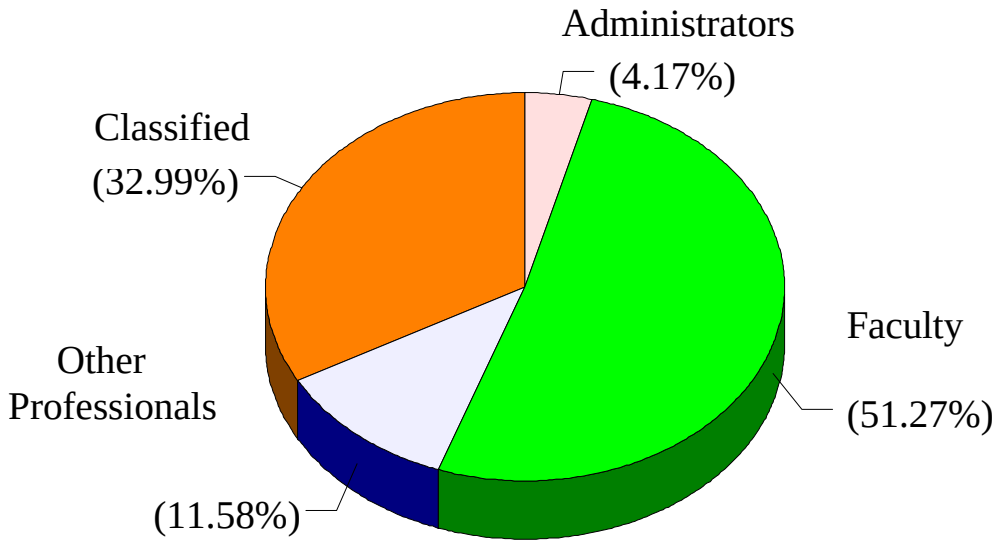

Figure 2. Fall 2000 State Headcount Distribution
of Employees by Employee Group

Illinois Community College Board
Table II-1
SUMMARY OF INSTRUCTIONAL TEACHING FACULTY (9 AND 12 MOS.) EMPLOYED IN
ILLINOIS PUBLIC COMMUNITY COLLEGES BY SEX AND EMPLOYMENT STATUS DURING FALL 2000

Dist. No.	District/College	Full-Time Male	Full-Time Female	**Headount Full-Time Combined**	Total Full-Time FTE	Part-Time Male	Part-Time Female	Total Part-Time FTE	**Headount Part-Time Combined**	**Grand Total Headcount**	Grand Total FTE
503	Black Hawk	69	70	**139**	139	84	108	113	**192**	**331**	252
508	Chicago	(316)	(284)	**(600)**	(600)	(1,267)	(1,529)	(1,018)	**(2,796)**	**(3,396)**	(1,618)
	Daley	44	31	**75**	75	203	198	141	**401**	**476**	216
	Kennedy-King	47	50	**97**	97	93	195	97	**288**	**385**	194
	Malcolm X	33	37	**70**	70	223	239	359	**462**	**532**	429
	Olive-Harvey	38	36	**74**	74	127	179	69	**306**	**380**	143
	Truman	50	50	**100**	100	199	268	138	**467**	**567**	238
	Washington	52	41	**93**	93	220	196	79	**416**	**509**	172
	Wilbur Wright	52	39	**91**	91	202	254	136	**456**	**547**	227
507	Danville	23	26	**49**	49	34	38	28	**72**	**121**	77
502	DuPage	131	142	**273**	273	435	478	437	**913**	**1186**	710
509	Elgin	56	53	**109**	109	164	175	136	**339**	**448**	245
512	Harper	83	120	**203**	203	275	275	106	**550**	**753**	309
540	Heartland	28	28	**56**	56	91	79	77	**170**	**226**	133
519	Highland	32	14	**46**	46	51	74	48	**125**	**171**	94
514	Illinois Central	103	71	**174**	174	231	207	51	**438**	**612**	225
529	Illinois Eastern	(68)	(38)	**0**	(106)	(124)	(164)	(87)	**0**	**(394)**	(193)
	Frontier	2	2	**4**	4	51	98	40	**149**	**153**	44
	Lincoln Trail	18	10	**28**	28	19	21	11	**40**	**68**	39
	Olney	18	17	**35**	35	33	19	21	**52**	**87**	56
	Wabash Valley	30	9	**39**	39	21	26	15	**47**	**86**	54
513	Illinois Valley	40	34	**74**	74	109	79	41	**188**	**262**	115
525	Joliet	94	64	**158**	158	259	221	36	**480**	**638**	194
520	Kankakee	29	29	**58**	58	47	57	28	**104**	**162**	86
501	Kaskaskia	36	19	**55**	55	42	57	33	**99**	**154**	88
523	Kishwaukee	41	31	**72**	72	43	91	33	**134**	**206**	105
532	Lake County	83	82	**165**	165	347	337	171	**684**	**849**	336
517	Lake Land	50	53	**103**	103	79	113	76	**192**	**295**	179
536	Lewis & Clark	39	39	**78**	78	104	117	100	**221**	**299**	178
526	Lincoln Land	66	54	**120**	120	116	105	77	**221**	**341**	197
530	Logan	51	52	**103**	103	74	80	77	**154**	**257**	180
528	McHenry	40	36	**76**	76	107	94	69	**201**	**277**	145
524	Moraine Valley	80	80	**160**	160	301	277	178	**578**	**738**	338
527	Morton	24	28	**52**	52	0	0	0	**0**	**52**	52
535	Oakton	59	72	**131**	131	285	193	175	**478**	**609**	306
505	Parkland	90	74	**164**	164	154	173	116	**327**	**491**	280
515	Prairie State	34	45	**79**	79	92	104	97	**196**	**275**	176
521	Rend Lake	33	30	**63**	63	36	43	21	**79**	**142**	84
537	Richland	34	24	**58**	58	77	97	81	**174**	**232**	139
511	Rock Valley	74	60	**134**	134	101	91	38	**192**	**326**	172
518	Sandburg	34	31	**65**	65	87	85	56	**172**	**237**	121
506	Sauk Valley	31	19	**50**	50	45	30	26	**75**	**125**	76
531	Shawnee	14	28	**42**	42	37	60	40	**97**	**139**	82
510	South Suburban	53	65	**118**	118	134	131	53	**265**	**383**	171
533	Southeastern	39	25	**64**	64	93	95	94	**188**	**252**	158
522	Southwestern*	65	58	**123**	123	345	238	243	**583**	**706**	366
534	Spoon River	21	15	**36**	36	43	42	25	**85**	**121**	61
504	Triton	76	57	**133**	133	252	170	156	**422**	**555**	289
516	Waubonsee	36	32	**68**	68	155	251	217	**406**	**474**	285
539	Wood	18	30	**48**	48	44	37	28	**81**	**129**	76
	TOTALS	2,293	2,112	**4,405**	4,405	6,364	6,595	4,485	**12,959**	**17,364**	8,890

*Formerly Belleville Area College
SOURCE OF DATA: Fiscal Year 2001 Salary Submission (C1 & C2)

Illinois Community College Board
Table II-2
SUMMARY OF ADMINISTRATIVE STAFF EMPLOYED IN
ILLINOIS PUBLIC COMMUNITY COLLEGES BY SEX AND EMPLOYMENT STATUS DURING FALL 2000

Dist. No.	District/College	Full-Time Male	Full-Time Female	Total Full-Time FTE	Part-Time Male	Part-Time Female	Total Part-Time FTE	Grand Total Headcount	Grand Total FTE
503	Black Hawk	8	0	8	0	0	0	8	8
508	Chicago*	(48)	(52)	(100)	(0)	(0)	(0)	(100)	(100)
	Daley	7	2	9	0	0	0	9	9
	Kennedy-King	4	8	12	0	0	0	12	12
	Malcolm X	8	5	13	0	0	0	13	13
	Olive-Harvey	3	6	9	0	0	0	9	9
	Truman	3	6	9	0	0	0	9	9
	Washington	5	6	11	0	0	0	11	11
	Wright	4	5	9	0	0	0	9	9
507	Danville	23	26	49	0	1	0	50	49
502	DuPage	21	22	43	2	0	1	45	44
509	Elgin	18	28	46	0	0	0	46	46
512	Harper	24	22	46	0	0	0	46	46
540	Heartland	16	17	33	0	0	0	33	33
519	Highland	12	13	25	0	0	0	25	25
514	Illinois Central	19	15	34	0	0	0	34	34
529	Illinois Eastern*	(13)	(18)	(31)	(0)	(0)	(0)	(31)	(31)
	Frontier	3	5	8	0	0	0	8	8
	Lincoln Trail	3	3	6	0	0	0	6	6
	Olney	3	3	6	0	0	0	6	6
	Wabash	3	3	6	0	0	0	6	6
513	Illinois Valley	11	15	26	0	0	0	26	26
525	Joliet	31	32	63	3	3	2	69	65
520	Kankakee	26	39	65	0	0	0	65	65
501	Kaskaskia	9	28	37	0	0	0	37	37
523	Kishwaukee	8	7	15	0	0	0	15	15
532	Lake County	25	28	53	0	1	1	54	54
517	Lake Land	10	8	18	0	0	0	18	18
536	Lewis & Clark	18	26	44	1	0	0	45	44
526	Lincoln Land	28	28	56	0	0	0	56	56
530	Logan	19	15	34	0	0	0	34	34
528	McHenry	22	22	44	0	0	0	44	44
524	Moraine Valley	10	12	22	0	0	0	22	22
527	Morton	8	7	15	0	0	0	15	15
535	Oakton	13	16	29	0	0	0	29	29
505	Parkland	20	18	38	0	0	0	38	38
515	Prairie State	10	16	26	0	0	0	26	26
521	Rend Lake	14	15	29	0	0	0	29	29
537	Richland	13	19	32	0	0	0	32	32
511	Rock Valley	30	23	53	0	0	0	53	53
518	Sandburg	8	16	24	0	0	0	24	24
506	Sauk Valley	11	7	18	1	3	3	22	21
531	Shawnee	11	4	15	0	0	0	15	15
510	South Suburban	19	10	29	0	0	0	29	29
533	Southeastern	13	14	27	0	2	1	29	28
522	Southwestern**	14	16	30	1	2	2	33	117
534	Spoon River	4	10	14	0	0	0	14	14
504	Triton	14	15	29	0	0	0	29	29
516	Waubonsee	13	14	27	0	0	0	27	27
539	Wood	17	15	32	16	16	0	64	32
	TOTALS	651	708	1,359	24	28	9	1,411	1,368

*District Totals include central administration staff.
**Formerly Belleville Area College
SOURCE OF DATA: Fiscal Year 2001 Salary Submission (C1 & C2)

Illinois Community College Board
Table II-3
SUMMARY OF OTHER NONTEACHING PROFESSIONAL* STAFF (9 AND 12 MONTH) EMPLOYED IN ILLINOIS PUBLIC COMMUNITY COLLEGES BY SEX AND EMPLOYMENT STATUS DURING FALL 2000

Dist. No.	District/College	Full-Time Male	Full-Time Female	Total Full-Time FTE	Part-Time Male	Part-Time Female	Total Part-Time FTE	Grand Total Headcount	Grand Total FTE
503	Black Hawk	53	93	146	1	2	0	149	146
508	Chicago**	(162)	(263)	(425)	(42)	(46)	(64)	(513)	(489)
	Daley	13	28	41	6	13	14	60	55
	Kennedy-King	26	50	76	8	5	10	89	86
	Malcolm X	14	25	39	6	5	8	50	47
	Olive-Harvey	14	36	50	7	4	7	61	57
	Truman	22	36	58	8	9	13	75	71
	Washington	20	29	49	0	1	1	50	50
	Wright	11	15	26	5	9	10	40	36
507	Danville	3	13	16	0	0	0	16	16
502	DuPage	94	114	208	0	0	0	208	208
509	Elgin	29	53	82	24	43	34	149	116
512	Harper	54	85	139	9	4	52	152	191
540	Heartland	10	28	38	3	7	6	48	44
519	Highland	10	11	21	1	4	3	26	24
514	Illinois Central	47	81	128	62	45	21	235	149
529	Illinois Eastern**	(34)	(62)	(96)	(0)	(0)	(0)	(96)	(96)
	Frontier	8	5	13	0	0	0	13	13
	Lincoln Trail	6	7	13	0	0	0	13	13
	Olney	4	12	16	0	0	0	16	16
	Wabash	6	11	17	0	0	0	17	17
513	Illinois Valley	19	22	41	2	1	74	44	115
525	Joliet	20	8	28	21	46	25	95	53
520	Kankakee	11	34	45	3	11	7	59	52
501	Kaskaskia	3	7	10	3	5	5	18	15
523	Kishwaukee	20	45	65	1	3	2	69	67
532	Lake County	37	76	113	0	0	0	113	113
517	Lake Land	16	53	69	2	0	2	71	71
536	Lewis & Clark	26	44	70	1	2	0	73	70
526	Lincoln Land	30	71	101	2	13	6	116	107
530	Logan	39	50	89	3	8	6	100	95
528	McHenry	25	49	74	3	8	7	85	81
524	Moraine Valley	39	82	121	0	0	0	121	121
527	Morton	19	19	38	0	0	0	38	38
535	Oakton	30	82	112	2	14	8	128	120
505	Parkland	43	70	113	21	24	13	158	126
515	Prairie State	14	25	39	0	0	0	39	39
521	Rend Lake	19	48	67	1	5	0	73	67
537	Richland	7	23	30	2	5	4	37	34
511	Rock Valley	19	25	44	2	3	3	49	47
518	Sandburg	22	34	56	0	6	6	62	62
506	Sauk Valley	10	15	25	0	0	0	25	25
531	Shawnee	9	19	28	0	0	0	28	28
510	South Suburban	26	41	67	0	0	0	67	67
533	Southeastern	6	8	14	48	100	74	162	88
522	Southwestern***	30	64	94	13	20	11	127	105
534	Spoon River	10	19	29	8	19	9	56	38
504	Triton	34	52	86	0	0	0	86	86
516	Waubonsee	21	31	52	53	60	68	165	120
539	Wood	11	24	35	8	24	2	67	37
	TOTALS	1,111	1,943	3,054	341	528	511	3,923	3,565

*Other nonteaching professional staff include professional/technical, academic support, and supervisory staff.
**District Totals include central administration staff.
***Formerly Belleville Area College
SOURCE OF DATA: Fiscal Year 2001 Salary Submission (C1 & C2)

Illinois Community College Board
Table II-4
SUMMARY OF CIVIL SERVICE OR CLASSIFIED STAFF EMPLOYED IN
ILLINOIS PUBLIC COMMUNITY COLLEGES BY SEX AND EMPLOYMENT STATUS DURING FALL 2000

Dist. No.	District/College	Full-Time Male	Full-Time Female	Total Full-Time FTE	Part-Time Male	Part-Time Female	Total Part-Time FTE	Grand Total Headcount	Grand Total FTE
503	Black Hawk	20	83	103	36	82	29	221	132
508	Chicago*	(77)	(420)	(497)	(1,438)	(1,588)	(2,203)	(2,338)	(2,700)
	Daley	5	50	55	198	191	298	444	353
	Kennedy-King	8	54	62	222	231	350	515	412
	Malcolm X	9	42	51	144	158	239	353	290
	Olive-Harvey	6	47	53	295	375	516	723	569
	Truman	14	58	72	179	133	242	384	314
	Washington	10	64	74	121	196	241	391	315
	Wright	18	62	80	207	199	318	486	398
507	Danville	21	43	64	1	9	0	74	64
502	DuPage	84	116	200	162	530	307	892	507
509	Elgin	30	82	112	39	78	59	229	171
512	Harper	86	149	235	21	85	65	341	300
540	Heartland	5	26	31	0	4	2	35	33
519	Highland	17	31	48	2	11	7	61	55
514	Illinois Central	46	129	175	123	407	155	705	330
529	Illinois Eastern*	(14)	(62)	(76)	(49)	(71)	(67)	(196)	(143)
	Frontier	1	10	11	5	12	10	28	21
	Lincoln Trail	5	9	14	10	14	12	38	26
	Olney	6	12	18	14	25	21	57	39
	Wabash	2	13	15	12	14	14	41	29
513	Illinois Valley	14	51	65	32	90	29	187	94
525	Joliet	35	60	95	39	163	66	297	161
520	Kankakee	13	54	67	11	40	26	118	93
501	Kaskaskia	10	24	34	19	30	33	83	67
523	Kishwaukee	18	39	57	3	8	6	68	63
532	Lake County	58	81	139	7	48	28	194	167
517	Lake Land	27	52	79	36	69	75	184	154
536	Lewis & Clark	16	49	65	6	31	0	102	65
526	Lincoln Land	38	77	115	2	14	9	131	124
530	Logan	31	78	109	11	11	11	131	120
528	McHenry	19	48	67	8	60	34	135	101
524	Moraine Valley	33	126	159	8	55	31	222	190
527	Morton	12	30	42	33	60	41	135	83
535	Oakton	51	57	108	31	70	59	209	167
505	Parkland	34	68	102	1	8	6	111	108
515	Prairie State	15	58	73	1	10	6	84	79
521	Rend Lake	17	33	50	32	22	0	104	50
537	Richland	9	52	61	6	17	9	84	70
511	Rock Valley	47	105	152	8	17	13	177	165
518	Sandburg	21	43	64	0	4	5	68	69
506	Sauk Valley	16	28	44	14	21	15	79	59
531	Shawnee	11	29	40	7	11	0	58	40
510	South Suburban	28	74	102	2	4	5	108	107
533	Southeastern	10	24	34	125	280	203	439	237
522	Southwestern**	45	90	135	84	117	118	336	253
534	Spoon River	6	24	30	3	16	15	49	45
504	Triton	88	136	224	143	253	259	620	483
516	Waubonsee	11	64	75	64	121	120	260	195
539	Wood	6	37	43	16	64	14	123	57
	TOTALS	1,139	2,832	3,971	2,623	4,579	4,262	11,173	8,233

*District Totals include central administration staff.
**Formerly Belleville Area College
SOURCE OF DATA: Fiscal Year 2001 Salary Submission (C1 & C2)

Illinois Community College Board
Table II-5
FISCAL YEAR 2001 AVERAGE CONTRACTUAL BASE SALARIES FOR FULL-TIME TEACHING FACULTY (9 MOS), ADMINISTRATIVE STAFF (12 MOS) AND NONTEACHING PROFESSIONAL STAFF (12 MOS) IN ILLINOIS PUBLIC COMMUNITY COLLEGES

Dist. No.	District	Average Salary 9-Month Faculty	Average Salary 12-Month Administrative	Average Salary 12-Month Other Professional*
503	Black Hawk	$51,788	$88,643	$41,371
508	Chicago	63,475	81,925	46,107
507	Danville	39,739	44,793	25,904
502	DuPage	65,328	90,917	46,812
509	Elgin	69,394	67,281	43,533
512	Harper	59,946	86,944	46,564
540	Heartland	41,955	60,112	32,544
519	Highland	53,628	53,975	31,193
514	Illinois Central	43,833	69,541	35,693
529	Illinois Eastern	41,859	58,740	31,551
513	Illinois Valley	46,453	56,189	33,128
525	Joliet	54,841	57,289	37,709
520	Kankakee	52,431	46,712	30,556
501	Kaskaskia	44,805	40,539	28,281
523	Kishwaukee	42,019	69,390	33,707
532	Lake County	73,150	69,895	33,647
517	Lake Land	40,631	68,133	34,808
536	Lewis & Clark	50,790	54,220	30,839
526	Lincoln Land	58,278	60,901	34,647
530	Logan	49,679	58,648	34,400
528	McHenry	52,259	63,211	33,031
524	Moraine Valley	53,986	81,485	41,141
527	Morton	51,985	69,946	34,605
535	Oakton	68,809	89,346	43,870
505	Parkland	52,030	67,764	37,324
515	Prairie State	51,566	59,743	34,936
521	Rend Lake	46,444	58,091	30,242
537	Richland	42,961	56,183	31,108
511	Rock Valley	50,429	59,681	42,691
518	Sandburg	42,371	56,350	28,280
506	Sauk Valley	40,569	66,788	37,916
531	Shawnee	43,293	55,854	32,666
510	South Suburban	56,075	68,510	31,773
533	Southeastern	42,422	45,183	30,512
522	Southwestern**	48,953	69,070	40,985
534	Spoon River	41,429	57,478	31,075
504	Triton	58,175	73,068	44,804
516	Waubonsee	49,113	73,289	38,830
539	Wood	36,074	50,047	29,519
	AVERAGES	$54,541	$64,155	$38,756

*Nonteaching professional staff includes professional/technical, academic support, and supervisory staff who are not administrators.

** Formerly Belleville Area College

SOURCE OF DATA: Fiscal Year 2001 Salary Submission (C1)

Illinois Community College Board
Table II-6
AVERAGE ON-CAMPUS CLASS BY TYPE*
FALL 2000

Dist. No.	District/College	Lecture/ Discussion	Laboratory	Average Class Size**
503	Black Hawk	18.33	14.13	17.16
508	Chicago			
	Daley	20.38	15.58	19.15
	Kennedy-King	DNA	DNA	DNA
	Malcolm X	DNA	DNA	DNA
	Olive-Harvey	16.92	DNA	16.92
	Truman	18.02	DNA	18.02
	Washington	DNA	DNA	DNA
	Wright	20.69	DNA	20.69
507	Danville	DNA	DNA	DNA
502	DuPage	19.10	14.60	18.57
509	Elgin	18.69	13.77	16.82
512	Harper	21.07	17.19	20.89
540	Heartland	DNA	DNA	DNA
519	Highland	16.03	13.79	15.52
514	Illinois Central	18.78	15.78	18.38
529	Illinois Eastern			
	Frontier	4.67	DNA	4.67
	Lincoln Trail	13.56	8.77	12.79
	Olney Central	14.82	8.63	14.03
	Wabash Valley	14.57	10.73	14.15
513	Illinois Valley	16.38	16.56	16.42
525	Joliet	16.56	DNA	16.56
520	Kankakee	16.11	14.48	15.44
501	Kaskaskia	19.20	19.86	19.68
523	Kishwaukee	18.65	11.56	15.40
532	Lake County	17.77	3.00	17.76
517	Lake Land	20.88	17.35	19.76
536	Lewis & Clark	18.40	11.13	15.47
526	Lincoln Land	DNA	DNA	DNA
530	Logan	19.12	13.75	17.83
528	McHenry	19.47	17.95	19.04
524	Moraine Valley	20.48	16.42	18.85
527	Morton	18.12	13.19	17.04
535	Oakton	18.03	13.51	16.78
505	Parkland	16.34	14.65	16.28
515	Prairie State	18.15	15.66	17.06
521	Rend Lake	17.24	14.73	16.81
537	Richland	12.43	5.88	12.33
511	Rock Valley	20.68	15.25	19.94
518	Sandburg	DNA	DNA	DNA
506	Sauk Valley	16.60	11.88	14.64
531	Shawnee	13.28	DNA	13.28
510	South Suburban	18.50	16.68	18.15
533	Southeastern	11.95	12.85	12.26
522	Southwestern***	DNA	DNA	DNA
534	Spoon River	16.40	10.33	13.17
504	Triton	18.52	14.26	17.67
516	Waubonsee	18.13	11.58	15.61
539	Wood	15.07	15.09	15.08
	AVERAGES	18.15	14.21	17.35

*Adult Basic Education, Adult Secondary Education, and English as a Second Language classes are excluded.

**Averages computed on enrollment in all instructional types, excluding Adult Basic Education, Adult Secondary Education, English as a Second Language, independent study and classes with only one student.

***Formerly Belleville Area College

DNA = Data Not Available

SOURCE OF DATA: S3 and S6 Record Submissions

Illinois Community College Board
Table II-7
PERCENTAGE OF ON-CAMPUS CLASSES* BY CLASS SIZE CATEGORIES
FALL 2000

Dist. No.	District/College	Class Size Categories 2-5	6-10	11-20	21-35	36-50	51-100	Over 100	Total Classes
503	Black Hawk	9	16	37	37	0	0	0	633
508	Chicago								
	Daley	4	18	33	42	0	0	0	682
	Kennedy-King	9	20	37	32	0	1	0	498
	Malcolm X	21	17	28	34	0	0	0	542
	Olive-Harvey	9	25	29	35	0	0	0	519
	Truman	7	16	38	37	0	0	0	553
	Washington	7	13	25	51	0	0	0	806
	Wright	7	13	28	47	0	1	0	799
507	Danville	DNA	DNA	DNA	DNA	DNA	DNA	DNA	DNA
502	DuPage	11	12	38	36	0	1	0	2,605
509	Elgin	8	15	47	28	0	1	0	1,189
512	Harper	1	6	49	42	0	1	0	1,705
540	Heartland	5	15	35	44	2	0	0	454
519	Highland	13	22	34	26	0	0	0	581
514	Illinois Central	8	15	40	31	0	1	0	1,346
529	Illinois Eastern								
	Frontier	67	33	0	0	0	0	0	3
	Lincoln Trail	21	28	37	12	0	1	0	290
	Olney Central	12	24	42	22	0	0	0	379
	Wabash Valley	14	25	38	21	0	0	0	370
513	Illinois Valley	11	25	41	18	0	1	0	696
525	Joliet	7	20	42	30	0	0	0	1,290
520	Kankakee	5	29	41	22	0	0	0	661
501	Kaskaskia	42	5	26	16	0	0	5	19
523	Kishwaukee	8	23	44	22	0	0	0	717
532	Lake County	4	16	42	37	0	0	0	1,386
517	Lake Land	3	12	38	45	0	0	0	585
536	Lewis & Clark	12	17	42	28	0	0	0	797
526	Lincoln Land	DNA	DNA	DNA	DNA	DNA	DNA	DNA	DNA
530	Logan	10	19	44	26	0	1	1	1,102
528	McHenry	11	11	32	43	0	0	0	700
524	Moraine Valley	4	16	37	42	0	1	0	1,725
527	Morton	9	23	29	38	0	0	0	523
535	Oakton	8	16	51	24	0	0	0	1,794
505	Parkland	6	19	51	23	0	0	0	1,397
515	Prairie State	7	15	46	31	0	0	0	696
521	Rend Lake	7	19	47	25	0	0	0	605
537	Richland	20	28	37	16	0	0	0	526
511	Rock Valley	5	14	38	32	0	0	0	795
518	Sandburg	DNA	DNA	DNA	DNA	DNA	DNA	DNA	DNA
506	Sauk Valley	15	24	41	17	0	1	0	544
531	Shawnee	21	34	26	15	0	0	0	277
510	South Suburban	9	15	31	38	0	1	0	981
533	Southeastern	19	29	37	14	0	0	0	285
522	Southwestern**	DNA	DNA	DNA	DNA	DNA	DNA	DNA	DNA
534	Spoon River	13	26	44	16	0	0	0	207
504	Triton	7	13	47	31	0	0	0	1,908
516	Waubonsee	14	21	35	29	0	0	0	832
539	Wood	12	26	32	30	0	0	0	264
	AVERAGES/TOTAL	8	17	40	32	2	0	0	35,266

* All instructional type classes are reported, excluding ABE, ASE, ESL, independent study, and classes with only one student.
**Formerly Belleville Area College
DNA = Data Not Available

SOURCE OF DATA: S3 and S6 Record Submissions

Section III

ANNUAL ENROLLMENT AND COMPLETION DATA

Section III includes data on annual enrollment and completions in fiscal year 2000 among Illinois public community colleges.

Table III-1 shows the annual unduplicated headcount enrollment by sex in Illinois public community colleges for fiscal year 2000.

Table III-2 shows the annual unduplicated headcount enrollment by program classification in Illinois public community colleges for fiscal year 2000.

Table III-3 contains more detailed data on fiscal year 2000 annual unduplicated enrollment through the use of the national program classification structure/classification of instructional program (PCS/CIP) coding system.

Table III-4 shows the fiscal year 2000 annual unduplicated enrollment by age category.

Table III-5 summarizes the fiscal year 2000 annual unduplicated enrollment by ethnic origin.

Table III-6 summarizes the highest degree previously earned for fiscal year 2000 Illinois public community college students.

Figure 3 shows the fiscal year 2000 annual duplicated completers in the following categories; transfer degrees (36.93 percent), occupational certificates (34.45 percent), occupational degrees (24.72 percent), general associate degrees (2.93 percent), and vocational skills and general studies certificates comprise the “other” category (0.96 percent).

Table III-7 lists the number of associate degrees awarded in transfer and general studies curricula and the number of general studies certificates awarded by each community college in fiscal year 2000.

Table III-8 shows the number of associate degrees and certificates awarded in occupational curricula and the number of vocational skills certificates awarded by each community college in fiscal year 2000.

Table III-9 contains more detailed data on collegiate-level fiscal year 2000 annual completers through the use of the national program classification structure/classification of instructional program (PCS/CIP) coding system.

Table III-10 shows the number of high school completions awarded by each community college in fiscal year 2000.

Table III-11 provides a summary of adult basic education and English as a Second Language completions by each community college during fiscal year 2000.

Illinois Community College Board
Table III-1
SUMMARY OF ANNUAL UNDUPLICATED HEADCOUNT ENROLLMENT BY SEX
FOR FISCAL YEAR 2000

Dist No.	District/College	Male	Female	Total
503	Black Hawk	5,582	7,561	13,143
508	Chicago	(53,035)	(69,628)	(122,663)
	Daley	6,596	9,258	15,854
	Kennedy-King	3,805	8,561	12,366
	Malcolm X	8,237	8,722	16,959
	Olive-Harvey	4,411	7,812	12,223
	Truman	13,866	15,247	29,113
	Washington	7,999	8,702	16,701
	Wilbur Wright	8,121	11,326	19,447
507	Danville	1,799	2,826	4,625
502	DuPage	22,830	29,924	52,754
509	Elgin	8,162	9,670	17,832
512	Harper	10,626	13,727	24,353
540	Heartland	2,751	3,508	6,259
519	Highland	2,311	4,155	6,466
514	Illinois Central	8,681	10,300	18,981
529	Illinois Eastern	(15,194)	(9,010)	(24,204)
	Frontier	2,397	3,812	6,209
	Lincoln Trail	1,083	1,026	2,109
	Olney Central	1,030	1,302	2,332
	Wabash	10,684	2,870	13,554
513	Illinois Valley	3,270	3,918	7,188
525	Joliet	8,155	10,535	18,690
520	Kankakee	3,451	5,615	9,066
501	Kaskaskia	2,475	3,176	5,651
523	Kishwaukee	2,815	3,566	6,381
532	Lake County	11,206	14,033	25,239
517	Lake Land	7,813	4,908	12,721
536	Lewis & Clark	4,186	6,265	10,451
526	Lincoln Land	7,734	11,327	19,061
530	Logan	4,825	6,016	10,841
528	McHenry	4,740	6,143	10,883
524	Moraine Valley	11,424	14,161	25,585
527	Morton	3,040	4,140	7,180
535	Oakton	11,632	16,293	27,925
505	Parkland	6,415	8,150	14,565
515	Prairie State	4,457	6,325	10,782
521	Rend Lake	6,972	4,372	11,344
537	Richland	2,976	4,290	7,266
511	Rock Valley	6,641	8,171	14,812
518	Sandburg	2,829	3,628	6,457
506	Sauk Valley	1,767	2,563	4,330
531	Shawnee	1,985	3,177	5,162
510	South Suburban	5,865	9,008	14,873
533	Southeastern	3,490	2,640	6,130
522	Southwestern*	10,555	12,732	23,287
534	Spoon River	1,659	2,467	4,126
504	Triton	14,697	22,553	37,250
516	Waubonsee	7,165	8,629	15,794
539	Wood	1,786	2,570	4,356
	TOTALS	296,996	371,680	668,676

*Formerly Belleville Area College
SOURCE OF DATA: A1 Record Submission

Illinois Community College Board
Table III-2
SUMMARY OF ANNUAL UNDUPLICATED HEADCOUNT ENROLLMENT
BY PROGRAM CLASSIFICATION
FOR FISCAL YEAR 2000

Dist. No.	District/College	Bacc/ Transfer	Vocational	Occupational	ABE	ASE	ESL	General Studies	General Associates	Total
503	Black Hawk	5,522	2,232	2,971	1,575	649	1	178	15	13,143
508	Chicago	(18,727)	(11,771)	(14,756)	(20,635)	(1,884)	(34,707)	(343)	(19,840)	(122,663)
	Daley	2,980	1,320	2,193	1,750	127	4,644	8	2,832	15,854
	Kennedy-King	1,217	1,382	3,950	3,499	278	1,188	59	793	12,366
	Malcolm X	1,000	1,026	1,741	6,617	470	4,462	65	1,578	16,959
	Olive-Harvey	3,642	1,205	919	3,074	258	1,260	140	1,725	12,223
	Truman	2,611	1,219	1,444	3,072	251	17,027	27	3,462	29,113
	Washington	5,885	3,285	3,518	194	196	25	37	3,561	16,701
	Wilbur Wright	1,392	2,334	991	2,429	304	6,101	7	5,889	19,447
507	Danville	1,913	682	1,626	255	109	40	0	0	4,625
502	DuPage	17,912	3,925	10,612	402	1,041	4,852	13,879	131	52,754
509	Elgin	7,015	568	5,342	586	258	3,664	0	399	17,832
512	Harper	11,880	0	6,682	1,240	174	2,214	2,163	0	24,353
540	Heartland	2,782	2,766	555	143	0	13	0	0	6,259
519	Highland	2,011	1,844	1,092	399	279	138	638	65	6,466
514	Illinois Central	7,579	41	7,260	351	381	79	251	3,039	18,981
529	Illinois Eastern	(5,097)	(4,220)	(13,782)	(259)	(318)	(44)	(0)	(484)	(24,160)
	Frontier	1,555	3,617	688	58	226	13	0	52	6,209
	Lincoln Trail	1,003	2	747	102	1	0	0	254	2,109
	Olney Central	1,401	33	718	75	45	0	0	60	2,332
	Wabash	1,138	568	11,629	24	46	31	0	118	13,554
513	Illinois Valley	2,228	1	2,956	219	413	124	612	635	7,188
525	Joliet	9,826	114	5,920	799	638	949	322	122	18,690
520	Kankakee	2,100	1,703	2,867	868	316	327	605	280	9,066
501	Kaskaskia	1,648	0	2,728	172	183	39	4	877	5,651
523	Kishwaukee	3,770	21	1,310	211	296	608	165	0	6,381
532	Lake County	10,515	253	10,158	408	600	2,829	476	0	25,239
517	Lake Land	4,785	3,052	3,780	235	306	46	0	517	12,721
536	Lewis & Clark	4,284	493	4,564	203	357	30	206	314	10,451
526	Lincoln Land	6,418	4,073	3,079	418	368	172	11	4,522	19,061
530	Logan	4,875	1,673	3,380	429	473	7	0	4	10,841
528	McHenry	5,127	0	3,241	278	411	1,692	0	134	10,883
524	Moraine Valley	9,275	1,259	11,763	342	1,325	1,621	0	0	25,585
527	Morton	3,261	141	758	829	24	2,110	26	31	7,180
535	Oakton	11,679	6,376	5,459	1,091	340	2,836	144	0	27,925
505	Parkland	7,337	802	4,919	557	437	121	0	392	14,565
515	Prairie State	5,390	297	3,152	741	339	758	2	103	10,782
521	Rend Lake	3,199	5,437	2,344	43	321	0	0	0	11,344
537	Richland	3,011	1,734	1,851	406	73	0	173	18	7,266
511	Rock Valley	7,856	3,375	3,565	3	0	0	4	9	14,812
518	Sandburg	2,364	1,849	1,698	46	442	44	1	13	6,457
506	Sauk Valley	2,264	717	1,123	51	134	33	0	8	4,330
531	Shawnee	1,415	1,900	1,021	81	275	18	293	159	5,162
510	South Suburban	4,828	3,097	4,548	749	696	943	12	0	14,873
533	Southeastern	2,565	1,218	1,803	228	86	0	198	32	6,130
522	Southwestern*	11,086	89	9,602	1,179	1,331	0	0	0	23,287
534	Spoon River	1,841	957	628	331	146	11	0	212	4,126
504	Triton	7,206	15,113	8,242	471	791	3,367	0	2,060	37,250
516	Waubonsee	4,840	628	4,002	1,032	1,023	3,212	729	328	15,794
539	Wood	1,634	9	1,145	211	190	43	1,122	2	4,356
	TOTALS	227,065	84,430	176,284	38,476	17,427	67,692	22,557	34,745	668,676

*Formerly Belleville Area College
SOURCE OF DATA: A1 Submission

Illinois Community College Board
Table III-3
ANNUAL UNDUPLICATED ENROLLMENT BY ACADEMIC PROGRAM BY COLLEGE
FOR FISCAL YEAR 2000

Dist. No.	District/College	Associate in General Studies	Pre-Bacc/Trans Course Enrollees	Associate in Arts	Associate in Science	Associate in Arts & Science	Associate in Fine Arts	Associate in Engineering Science	Ag Bus. & Mgmt. 12 010101	Ag Mechanics, Gen. 12 010201
503	Black Hawk	15	515	4,239	768	0	0	0	36	8
508	Chicago	(19,840)	(4,711)	(11,281)	(2,624)	(0)	(13)	(98)	(0)	(0)
	Daley	2,832	276	1,796	905	0	0	3	0	0
	Kennedy-King	793	117	677	422	0	0	1	0	0
	Malcolm X	1,578	251	505	244	0	0	0	0	0
	Olive-Harvey	1,725	1,919	1,391	276	0	0	56	0	0
	Truman	3,462	761	1,416	419	0	0	15	0	0
	Washington	3,561	681	4,939	251	0	0	14	0	0
	Wilbur Wright	5,889	706	557	107	0	13	9	0	0
507	Danville	0	110	511	552	735	0	5	14	0
502	DuPage	131	548	13,848	3,512	0	0	4	0	0
509	Elgin	399	13	3,885	3,083	0	34	0	0	0
512	Harper	0	3,927	6,538	1,406	0	6	3	0	0
540	Heartland	0	0	2,514	122	0	0	146	0	0
519	Highland	65	561	559	861	0	0	30	14	0
514	Illinois Central	3,039	2,176	0	0	5,247	0	156	43	48
529	Illinois Eastern	(484)	(3,405)	(76)	(1,616)	(0)	(0)	(0)	(58)	(0)
	Frontier	52	1,279	7	269	0	0	0	0	0
	Lincoln Trail	254	629	31	343	0	0	0	0	0
	Olney Central	60	778	29	594	0	0	0	0	0
	Wabash	118	719	9	410	0	0	0	58	0
513	Illinois Valley	635	570	1,169	452	0	0	37	4	0
525	Joliet	122	34	8,972	820	0	0	0	30	0
520	Kankakee	280	835	658	525	0	45	37	0	0
501	Kaskaskia	877	619	929	100	0	0	0	34	0
523	Kishwaukee	0	1,198	1,359	1,184	0	15	14	5	45
532	Lake County	0	3,091	5,482	1,731	0	0	211	0	0
517	Lake Land	517	2,048	1,471	1,211	0	0	55	55	66
536	Lewis & Clark	314	1,896	129	2,231	0	23	5	12	0
526	Lincoln Land	4,522	2,247	2,620	1,480	0	29	42	0	0
530	Logan	4	0	3,305	1,530	0	0	40	0	0
528	McHenry	134	2,782	401	1,783	0	111	50	0	0
524	Moraine Valley	0	3,741	4,159	1,292	0	83	0	0	0
527	Morton	31	3,148	90	23	0	0	0	0	0
535	Oakton	0	1	10,706	489	0	138	345	0	0
505	Parkland	392	3,269	1,988	1,710	0	133	237	59	1
515	Prairie State	103	0	4,829	561	0	0	0	0	0
521	Rend Lake	0	1,362	1,410	427	0	0	0	27	49
537	Richland	18	881	1,150	937	0	8	35	0	0
511	Rock Valley	9	1,275	5,464	1,117	0	0	0	0	0
518	Sandburg	13	118	1,272	957	0	17	0	0	0
506	Sauk Valley	8	534	409	1,280	0	14	27	0	0
531	Shawnee	159	320	697	388	0	6	4	4	0
510	South Suburban	0	1,885	1,586	1,270	0	41	46	0	0
533	Southeastern	32	1,725	506	322	0	0	12	0	0
522	Southwestern*	0	4,442	3,546	3,064	0	34	0	1	0
534	Spoon River	212	628	820	393	0	0	0	0	28
504	Triton	2,060	2,632	2,452	2,105	0	17	0	0	0
516	Waubonsee	328	2,397	722	1,721	0	0	0	0	0
539	Wood	2	128	458	1,048	0	0	0	47	0
	TOTALS	34,745	59,772	112,210	46,695	5,982	767	1,639	443	245

*Formerly Belleville Area College
SOURCE OF DATA: Annual Enrollment & Completion Data (A1)

Illinois Community College Board
Table III-3
ANNUAL UNDUPLICATED ENROLLMENT BY ACADEMIC PROGRAM BY COLLEGE
FOR FISCAL YEAR 2000

Dist. No.	District/College	Ag Production, Gen 12 010301	Animal Production 12 010302	Crop Prod Op/Mgmt 12 010304	Ag/Food Prod Proc 12 010401	Ag Svcs/Sup, Gen 12 010501	Horsehandling/Care 12 010507	Horticulture, General 12 010601	Arboriculture 12 010602	Orn. Horticulture 12 010603
503	Black Hawk	41	21	0	0	0	64	36	0	0
508	Chicago	(0)	(0)	(0)	(0)	(0)	(0)	(0)	(0)	(6)
	Daley	0	0	0	0	0	0	0	0	6
	Kennedy-King	0	0	0	0	0	0	0	0	0
	Malcolm X	0	0	0	0	0	0	0	0	0
	Olive-Harvey	0	0	0	0	0	0	0	0	0
	Truman	0	0	0	0	0	0	0	0	0
	Washington	0	0	0	0	0	0	1	0	0
	Wilbur Wright	0	0	0	0	0	0	0	0	0
507	Danville	0	0	0	0	0	0	0	0	10
502	DuPage	0	0	0	0	0	0	176	0	17
509	Elgin	0	0	0	0	0	0	0	0	0
512	Harper	0	0	0	0	0	0	33	0	39
540	Heartland	0	0	0	0	0	0	0	0	0
519	Highland	6	0	0	0	0	0	0	0	0
514	Illinois Central	0	0	0	0	0	0	155	0	0
529	Illinois Eastern	(16)	(0)	(0)	(0)	(0)	(0)	(37)	(0)	(0)
	Frontier	0	0	0	0	0	0	0	0	0
	Lincoln Trail	0	0	0	0	0	0	37	0	0
	Olney Central	0	0	0	0	0	0	0	0	0
	Wabash	16	0	0	0	0	0	0	0	0
513	Illinois Valley	0	0	0	0	0	0	0	0	0
525	Joliet	48	0	0	0	0	0	191	0	8
520	Kankakee	0	0	0	0	0	0	0	0	0
501	Kaskaskia	0	0	0	0	0	0	13	0	0
523	Kishwaukee	29	0	0	0	0	0	12	0	17
532	Lake County	0	0	0	0	0	0	1	5	32
517	Lake Land	44	3	1	0	0	0	60	0	0
536	Lewis & Clark	0	0	0	0	0	0	0	0	0
526	Lincoln Land	58	0	0	0	0	0	0	0	0
530	Logan	0	0	0	0	0	0	0	0	0
528	McHenry	0	0	0	0	0	0	55	0	5
524	Moraine Valley	0	0	0	0	0	0	0	0	0
527	Morton	0	0	0	0	0	0	0	0	0
535	Oakton	0	0	0	0	0	0	0	0	0
505	Parkland	0	31	0	0	0	0	0	0	0
515	Prairie State	0	0	0	0	0	0	0	0	0
521	Rend Lake	20	0	0	0	0	0	90	0	0
537	Richland	0	0	0	3	2	0	18	0	0
511	Rock Valley	0	0	0	0	0	0	0	0	0
518	Sandburg	30	0	0	0	0	0	0	0	0
506	Sauk Valley	0	0	0	0	0	0	0	0	0
531	Shawnee	2	0	0	0	0	0	0	0	0
510	South Suburban	0	0	0	0	0	18	0	0	0
533	Southeastern	1	0	0	0	0	0	7	11	0
522	Southwestern*	0	0	0	0	0	0	115	0	0
534	Spoon River	23	0	0	0	0	0	0	0	0
504	Triton	0	0	0	0	0	0	0	0	0
516	Waubonsee	0	0	0	0	0	0	0	0	0
539	Wood	2	12	0	0	0	0	3	0	0
	TOTALS	320	67	1	3	2	82	1,003	16	134

*Formerly Belleville Area College
SOURCE OF DATA: Annual Enrollment & Completion Data (A1)

Illinois Community College Board

Table III-3

ANNUAL UNDUPLICATED ENROLLMENT BY ACADEMIC PROGRAM BY COLLEGE

FOR FISCAL YEAR 2000

Dist. No.	District/College	Gmhse Oper/Mgmt 12 010604	Landscaping 12 010605	Nursery Oper/Mgmt 12 010606	Turf Management 12 010607	Parks/Grounds Mgmt 12 010610	Agbus/Ag Prod, Othr 12 019999	Ntrl Rsrces Con, Gen 12 030101	Frstry Prod/Proc, Gen 12 030401	Wildlife Mgmt 12 030601
503	Black Hawk	0	0	0	0	0	178	0	0	0
508	Chicago	(0)	(0)	(0)	(0)	(0)	(0)	(0)	(0)	(0)
	Daley	0	0	0	0	0	0	0	0	0
	Kennedy-King	0	0	0	0	0	0	0	0	0
	Malcolm X	0	0	0	0	0	0	0	0	0
	Olive-Harvey	0	0	0	0	0	0	0	0	0
	Truman	0	0	0	0	0	0	0	0	0
	Washington	0	0	0	0	0	0	0	0	0
	Wilbur Wright	0	0	0	0	0	0	0	0	0
507	Danville	0	53	0	0	0	0	0	0	0
502	DuPage	11	44	10	8	0	0	0	0	0
509	Elgin	0	0	0	0	0	0	0	0	0
512	Harper	0	6	0	0	24	0	0	0	0
540	Heartland	0	0	0	0	0	0	0	0	0
519	Highland	0	0	0	0	0	0	0	0	0
514	Illinois Central	0	9	0	3	0	21	0	0	0
529	Illinois Eastern	(0)	(0)	(0)	(0)	(0)	(8)	(0)	(0)	(0)
	Frontier	0	0	0	0	0	0	0	0	0
	Lincoln Trail	0	0	0	0	0	0	0	0	0
	Olney Central	0	0	0	0	0	0	0	0	0
	Wabash	0	0	0	0	0	8	0	0	0
513	Illinois Valley	0	0	0	0	0	0	0	0	0
525	Joliet	2	5	4	5	0	7	0	0	0
520	Kankakee	0	0	0	0	0	1	0	0	0
501	Kaskaskia	0	0	0	0	0	6	0	0	0
523	Kishwaukee	12	46	2	23	0	18	0	0	0
532	Lake County	0	97	0	10	0	43	0	0	0
517	Lake Land	0	0	0	0	0	0	0	0	0
536	Lewis & Clark	0	0	0	24	0	46	0	0	0
526	Lincoln Land	0	13	0	0	0	0	0	0	0
530	Logan	0	0	0	0	0	0	0	0	0
528	McHenry	0	15	0	0	0	51	0	0	0
524	Moraine Valley	0	0	0	0	0	0	0	0	0
527	Morton	0	0	0	0	0	0	0	0	0
535	Oakton	0	0	0	0	0	0	0	0	0
505	Parkland	0	0	0	0	0	31	0	0	0
515	Prairie State	0	0	0	0	0	0	0	0	0
521	Rend Lake	0	0	0	0	0	8	0	0	0
537	Richland	0	0	0	0	0	4	0	0	0
511	Rock Valley	0	0	0	0	0	0	0	0	0
518	Sandburg	0	0	0	0	0	0	0	0	0
506	Sauk Valley	0	0	0	0	0	0	0	0	0
531	Shawnee	0	0	0	0	0	0	1	0	4
510	South Suburban	0	0	0	0	0	0	0	0	0
533	Southeastern	0	0	0	0	0	0	0	23	50
522	Southwestern*	0	0	0	0	0	9	0	0	0
534	Spoon River	0	0	0	0	0	1	0	0	0
504	Triton	29	57	0	0	0	43	0	0	0
516	Waubonsee	0	0	0	0	0	0	0	0	0
539	Wood	0	0	0	0	0	10	0	0	0
	TOTALS	54	345	16	73	24	485	1	23	54

*Formerly Belleville Area College

SOURCE OF DATA: Annual Enrollment & Completion Data (A1)

Illinois Community College Board

Table III-3

ANNUAL UNDUPLICATED ENROLLMENT BY ACADEMIC PROGRAM BY COLLEGE

FOR FISCAL YEAR 2000

Dist. No.	District/College	Fashion Merch 12 080102	Entrepreneurship 12 080301	Fin Srvcs Mrktg, Gen 12 080401	Food Prod Sales Op 12 080601	Industrial Marketing 12 080702	Retailing 12 080705	Gen Mrktg/Sales 12 080706	Gen Mrktg Op 12 080708	Distribution Op, Gen 12 080709
503	Black Hawk	1	0	0	0	0	86	0	0	0
508	Chicago	(0)	(0)	(0)	(0)	(0)	(0)	(35)	(0)	(0)
	Daley	0	0	0	0	0	0	9	0	0
	Kennedy-King	0	0	0	0	0	0	8	0	0
	Malcolm X	0	0	0	0	0	0	0	0	0
	Olive-Harvey	0	0	0	0	0	0	3	0	0
	Truman	0	0	0	0	0	0	2	0	0
	Washington	0	0	0	0	0	0	7	0	0
	Wilbur Wright	0	0	0	0	0	0	6	0	0
507	Danville	0	0	0	0	0	0	112	0	0
502	DuPage	74	9	0	3	0	0	184	0	39
509	Elgin	0	0	0	0	0	3	4	0	0
512	Harper	59	0	0	2	4	1	226	0	97
540	Heartland	0	0	0	0	0	0	0	0	0
519	Highland	0	0	0	0	0	0	5	0	0
514	Illinois Central	0	0	0	0	0	0	78	0	1
529	Illinois Eastern	(0)	(0)	(0)	(0)	(0)	(70)	(0)	(0)	(0)
	Frontier	0	0	0	0	0	3	0	0	0
	Lincoln Trail	0	0	0	0	0	0	0	0	0
	Olney Central	0	0	0	0	0	4	0	0	0
	Wabash	0	0	0	0	0	63	0	0	0
513	Illinois Valley	0	0	0	0	0	0	26	0	0
525	Joliet	36	0	0	0	0	6	75	0	0
520	Kankakee	0	0	0	0	0	0	0	0	0
501	Kaskaskia	1	0	0	0	0	3	0	0	0
523	Kishwaukee	0	0	0	0	0	0	0	0	0
532	Lake County	0	0	0	0	0	7	41	0	0
517	Lake Land	0	7	0	0	0	100	28	0	0
536	Lewis & Clark	0	0	0	0	0	0	2	0	0
526	Lincoln Land	0	0	0	0	0	0	12	0	0
530	Logan	17	0	0	0	0	3	57	0	0
528	McHenry	0	0	0	0	0	0	39	0	0
524	Moraine Valley	1	0	0	0	0	72	3	0	0
527	Morton	0	0	0	0	0	0	1	0	0
535	Oakton	0	0	0	0	0	10	16	6	49
505	Parkland	0	0	0	0	0	0	46	0	0
515	Prairie State	0	0	0	0	0	0	0	0	0
521	Rend Lake	0	0	0	0	0	0	0	0	0
537	Richland	0	0	0	0	0	0	0	0	0
511	Rock Valley	0	0	1	0	0	1	58	0	0
518	Sandburg	1	0	0	0	0	0	32	0	0
506	Sauk Valley	0	0	0	0	0	0	23	0	0
531	Shawnee	0	0	0	0	0	0	1	0	0
510	South Suburban	22	1	0	0	0	0	50	0	0
533	Southeastern	0	0	0	0	0	0	0	0	0
522	Southwestern*	0	0	0	0	0	1	58	1	0
534	Spoon River	0	0	0	0	0	0	0	0	0
504	Triton	5	0	19	0	0	0	86	0	43
516	Waubonsee	6	0	0	0	0	71	0	14	0
539	Wood	0	0	0	0	0	0	10	0	0
	TOTALS	223	17	20	5	4	434	1,308	21	229

*Formerly Belleville Area College

SOURCE OF DATA: Annual Enrollment & Completion Data (A1)

Illinois Community College Board

Table III-3

ANNUAL UNDUPLICATED ENROLLMENT BY ACADEMIC PROGRAM BY COLLEGE

FOR FISCAL YEAR 2000

Dist. No.	District/College	Mrkt-Rec Srvcs 12 080903	Insurance Marketing 12 081001	Travel Srvcs Mrktg 12 081105	Mrktg/Distrib, Other 12 089999	Print Journalism 12 090401	Radio/TV, Gen 12 090701	Ed Media Tech 12 100101	Radio/TV Prod 12 100104	Voc Media Enrollees 12 109999
503	Black Hawk	0	0	0	0	0	0	0	17	0
508	Chicago	(0)	(0)	(6)	(0)	(0)	(77)	(0)	(0)	(0)
	Daley	0	0	0	0	0	0	0	0	0
	Kennedy-King	0	0	0	0	0	77	0	0	0
	Malcolm X	0	0	0	0	0	0	0	0	0
	Olive-Harvey	0	0	0	0	0	0	0	0	0
	Truman	0	0	0	0	0	0	0	0	0
	Washington	0	0	6	0	0	0	0	0	0
	Wilbur Wright	0	0	0	0	0	0	0	0	0
507	Danville	0	0	0	11	0	0	0	0	0
502	DuPage	0	0	359	0	0	0	200	0	0
509	Elgin	0	0	108	5	0	0	0	0	0
512	Harper	0	9	0	0	85	0	0	0	0
540	Heartland	0	5	0	0	0	0	0	0	0
519	Highland	0	0	0	0	0	0	0	0	0
514	Illinois Central	0	0	0	151	0	0	0	0	0
529	Illinois Eastern	(0)	(0)	(0)	(0)	(0)	(0)	(0)	(26)	(0)
	Frontier	0	0	0	0	0	0	0	1	0
	Lincoln Trail	0	0	0	0	0	0	0	0	0
	Olney Central	0	0	0	0	0	0	0	0	0
	Wabash	0	0	0	0	0	0	0	25	0
513	Illinois Valley	0	0	0	3	0	0	0	0	0
525	Joliet	0	0	0	0	0	0	0	0	0
520	Kankakee	0	0	0	2	0	0	0	0	0
501	Kaskaskia	0	0	0	0	0	0	0	0	0
523	Kishwaukee	0	0	0	1	0	0	0	0	0
532	Lake County	0	0	0	4	0	0	0	0	16
517	Lake Land	0	0	0	0	0	43	0	0	0
536	Lewis & Clark	0	0	0	8	0	53	0	0	0
526	Lincoln Land	0	0	0	0	0	0	0	0	0
530	Logan	0	0	35	0	0	0	0	0	0
528	McHenry	0	0	0	102	0	0	0	0	0
524	Moraine Valley	22	0	162	0	0	0	0	0	20
527	Morton	0	0	0	0	0	0	0	0	0
535	Oakton	0	0	0	0	0	0	0	0	0
505	Parkland	0	0	30	7	0	39	0	7	11
515	Prairie State	0	0	0	0	0	0	0	0	0
521	Rend Lake	0	0	0	0	0	0	0	0	0
537	Richland	0	0	0	2	0	0	0	0	0
511	Rock Valley	0	0	0	0	0	0	0	0	0
518	Sandburg	0	0	0	0	0	0	0	0	0
506	Sauk Valley	0	0	0	0	0	0	0	0	0
531	Shawnee	0	0	0	0	0	0	0	0	0
510	South Suburban	0	0	0	0	0	0	0	0	0
533	Southeastern	0	0	0	0	0	0	0	0	0
522	Southwestern*	0	0	0	11	0	0	0	0	0
534	Spoon River	0	0	0	5	0	0	0	0	0
504	Triton	0	0	0	2	0	0	0	1	2
516	Waubonsee	0	0	28	0	0	0	0	0	0
539	Wood	0	0	0	0	0	0	0	19	0
	TOTALS	22	14	728	314	85	212	200	70	49

*Formerly Belleville Area College

SOURCE OF DATA: Annual Enrollment & Completion Data (A1)

Illinois Community College Board
Table III-3
ANNUAL UNDUPLICATED ENROLLMENT BY ACADEMIC PROGRAM BY COLLEGE
FOR FISCAL YEAR 2000

Dist. No.	District/College	Funeral Services 12 120301	Cosmetology 12 120403	Massage 12 120405	Make-Up Artist 12 120406	Baker/Pastry Chef 12 120501	Cul Arts/Chef Trng 12 120503	Restaurant Op Mngr 12 120504	Cook/Asst Training 12 120505	Teacher Asst/Aide 12 131501
503	Black Hawk	0	0	0	0	0	15	24	0	0
508	Chicago	(49)	(418)	(0)	(10)	(13)	(199)	(2)	(0)	(96)
	Daley	0	0	0	0	0	0	0	0	0
	Kennedy-King	0	0	0	0	13	199	2	0	27
	Malcolm X	49	0	0	0	0	0	0	0	42
	Olive-Harvey	0	0	0	0	0	0	0	0	0
	Truman	0	418	0	10	0	0	0	0	0
	Washington	0	0	0	0	0	0	0	0	27
	Wilbur Wright	0	0	0	0	0	0	0	0	0
507	Danville	0	19	0	0	0	0	0	0	28
502	DuPage	0	0	2	0	6	123	123	0	0
509	Elgin	0	0	0	0	2	274	16	0	11
512	Harper	0	0	0	0	3	17	70	0	0
540	Heartland	0	0	0	0	0	0	0	0	0
519	Highland	0	44	0	0	0	0	0	0	0
514	Illinois Central	0	0	0	0	0	79	0	0	0
529	Illinois Eastern	(0)	(33)	(0)	(0)	(0)	(38)	(0)	(0)	(36)
	Frontier	0	0	0	0	0	1	0	0	25
	Lincoln Trail	0	1	0	0	0	37	0	0	7
	Olney Central	0	32	0	0	0	0	0	0	4
	Wabash	0	0	0	0	0	0	0	0	0
513	Illinois Valley	0	0	23	0	0	24	0	0	0
525	Joliet	0	0	0	0	0	219	41	0	19
520	Kankakee	0	0	0	0	0	0	0	0	38
501	Kaskaskia	0	75	0	0	0	8	0	0	27
523	Kishwaukee	0	0	42	0	0	0	0	0	0
532	Lake County	0	0	0	0	0	3	120	0	0
517	Lake Land	0	128	0	0	0	62	0	0	0
536	Lewis & Clark	0	0	0	0	0	0	28	0	49
526	Lincoln Land	0	0	0	0	0	0	11	0	47
530	Logan	0	112	0	0	0	0	0	0	19
528	McHenry	0	0	0	0	0	0	0	0	0
524	Moraine Valley	0	0	0	0	7	0	192	0	162
527	Morton	0	0	11	0	0	0	0	0	0
535	Oakton	0	0	0	0	0	0	34	0	0
505	Parkland	0	0	0	0	0	0	32	0	0
515	Prairie State	0	0	0	0	0	0	0	0	21
521	Rend Lake	0	0	0	0	0	115	0	0	0
537	Richland	0	0	0	0	0	0	20	11	0
511	Rock Valley	0	0	0	0	0	0	0	0	0
518	Sandburg	44	48	0	0	0	0	0	0	0
506	Sauk Valley	0	0	0	0	0	0	0	0	0
531	Shawnee	0	28	0	0	0	19	14	0	33
510	South Suburban	0	0	0	0	0	0	0	0	40
533	Southeastern	0	56	0	0	0	72	0	0	0
522	Southwestern*	0	70	72	0	0	8	97	0	0
534	Spoon River	0	0	0	0	0	0	0	0	0
504	Triton	0	0	0	0	0	111	36	0	5
516	Waubonsee	0	0	86	0	0	0	0	0	0
539	Wood	0	0	0	0	0	3	18	0	0
	TOTALS	93	1,031	236	10	31	1,389	878	11	631

*Formerly Belleville Area College
SOURCE OF DATA: Annual Enrollment & Completion Data (A1)

Illinois Community College Board
Table III-3
ANNUAL UNDUPLICATED ENROLLMENT BY ACADEMIC PROGRAM BY COLLEGE
FOR FISCAL YEAR 2000

Dist. No.	District/College	Civil Technology 12 150201	Computer Tech 12 150301	Electronic Tech 12 150303	Telecom Elec Tech 12 150310	Elec Eng Tech, Other 12 150399	Biomed Equip Tech 12 150401	Comp Srvc Tech 12 150402	Electromech Tech 12 150403	Instr Tech 12 150404
503	Black Hawk	12	0	0	0	0	0	25	42	28
508	Chicago	(0)	(0)	(20)	(1)	(0)	(0)	(50)	(0)	(0)
	Daley	0	0	0	1	0	0	0	0	0
	Kennedy-King	0	0	0	0	0	0	0	0	0
	Malcolm X	0	0	0	0	0	0	0	0	0
	Olive-Harvey	0	0	0	0	0	0	50	0	0
	Truman	0	0	20	0	0	0	0	0	0
	Washington	0	0	0	0	0	0	0	0	0
	Wilbur Wright	0	0	0	0	0	0	0	0	0
507	Danville	0	0	0	0	0	0	0	0	0
502	DuPage	0	0	200	0	0	0	127	0	0
509	Elgin	0	0	81	0	0	0	0	0	0
512	Harper	0	0	164	0	0	0	4	9	0
540	Heartland	0	0	3	0	19	0	0	0	0
519	Highland	0	0	12	0	0	0	0	0	0
514	Illinois Central	0	0	198	0	0	0	0	0	0
529	Illinois Eastern	(0)	(0)	(32)	(120)	(0)	(0)	(0)	(0)	(0)
	Frontier	0	0	1	1	0	0	0	0	0
	Lincoln Trail	0	0	1	117	0	0	0	0	0
	Olney Central	0	0	0	2	0	0	0	0	0
	Wabash	0	0	30	0	0	0	0	0	0
513	Illinois Valley	0	0	38	0	0	0	0	0	0
525	Joliet	0	0	171	0	0	0	0	0	0
520	Kankakee	0	0	75	0	0	0	0	0	0
501	Kaskaskia	0	0	28	0	0	0	0	0	0
523	Kishwaukee	0	0	30	0	0	0	0	0	0
532	Lake County	22	0	153	0	0	0	0	6	0
517	Lake Land	116	8	56	21	0	0	0	24	0
536	Lewis & Clark	0	0	0	0	0	0	0	0	0
526	Lincoln Land	0	0	83	0	0	0	0	0	0
530	Logan	0	11	77	0	0	0	0	0	0
528	McHenry	0	0	102	0	0	0	0	0	0
524	Moraine Valley	0	33	31	0	0	0	0	0	87
527	Morton	0	0	0	1	0	0	1	0	0
535	Oakton	0	0	117	0	0	0	28	0	0
505	Parkland	0	0	46	0	0	10	39	0	0
515	Prairie State	0	0	68	0	0	0	0	0	0
521	Rend Lake	0	118	40	0	0	0	0	0	0
537	Richland	0	0	0	0	0	8	0	0	0
511	Rock Valley	0	0	162	0	0	0	0	0	0
518	Sandburg	0	0	54	0	0	0	0	0	0
506	Sauk Valley	0	0	53	0	0	0	0	0	0
531	Shawnee	0	0	24	0	0	0	0	0	0
510	South Suburban	0	0	78	0	0	13	0	0	0
533	Southeastern	0	0	0	0	0	0	0	0	0
522	Southwestern*	0	0	7	0	0	0	0	0	0
534	Spoon River	0	0	32	0	0	0	0	0	0
504	Triton	0	0	99	0	0	0	123	0	0
516	Waubonsee	0	0	51	0	0	0	0	0	0
539	Wood	0	0	27	0	0	0	0	0	0
	TOTALS	150	170	2,412	143	19	31	397	81	115

*Formerly Belleville Area College
SOURCE OF DATA: Annual Enrollment & Completion Data (A1)

Illinois Community College Board
Table III-3
ANNUAL UNDUPLICATED ENROLLMENT BY ACADEMIC PROGRAM BY COLLEGE
FOR FISCAL YEAR 2000

Dist. No.	District/College	Robotics Tech 12 150405	Fluid Power Tech 12 150410	Automtd Manuf Tech 12 150411	Water/Wastewtr Tech 12 150506	Envir/Pollution Tech 12 150507	Industrial Tech 12 150603	Plastic Technology 12 150607	Metallurgy Tech 12 150611	Occ Safety/Hlth Tech 12 150701
503	Black Hawk	17	0	13	0	25	53	0	0	0
508	Chicago	(0)	(0)	(0)	(0)	(7)	(0)	(0)	(0)	(0)
	Daley	0	0	0	0	0	0	0	0	0
	Kennedy-King	0	0	0	0	0	0	0	0	0
	Malcolm X	0	0	0	0	0	0	0	0	0
	Olive-Harvey	0	0	0	0	0	0	0	0	0
	Truman	0	0	0	0	0	0	0	0	0
	Washington	0	0	0	0	0	0	0	0	0
	Wilbur Wright	0	0	0	0	7	0	0	0	0
507	Danville	0	0	0	0	0	74	0	0	0
502	DuPage	21	0	23	0	0	206	18	0	7
509	Elgin	0	0	19	0	0	0	72	59	0
512	Harper	0	0	23	0	0	2	0	0	0
540	Heartland	0	0	2	0	0	0	0	0	0
519	Highland	0	0	0	0	0	94	0	0	0
514	Illinois Central	50	0	1	8	0	91	0	0	0
529	Illinois Eastern	(0)	(0)	(0)	(0)	(0)	(12)	(0)	(2)	(0)
	Frontier	0	0	0	0	0	0	0	0	0
	Lincoln Trail	0	0	0	0	0	0	0	0	0
	Olney Central	0	0	0	0	0	0	0	1	0
	Wabash	0	0	0	0	0	12	0	1	0
513	Illinois Valley	0	0	18	0	0	0	5	0	0
525	Joliet	0	0	0	5	0	80	0	0	0
520	Kankakee	0	0	0	0	0	8	0	0	0
501	Kaskaskia	0	0	0	0	0	0	0	0	0
523	Kishwaukee	0	0	16	0	0	0	0	0	0
532	Lake County	0	0	13	18	0	0	0	0	0
517	Lake Land	0	0	0	3	0	0	0	0	0
536	Lewis & Clark	0	0	0	0	0	7	0	0	0
526	Lincoln Land	0	0	0	0	0	0	0	0	0
530	Logan	0	0	17	0	0	0	0	0	0
528	McHenry	0	0	0	0	0	0	12	0	0
524	Moraine Valley	0	0	20	0	0	0	0	2	0
527	Morton	0	0	0	0	0	0	0	0	0
535	Oakton	0	0	146	0	0	0	0	0	0
505	Parkland	0	0	0	0	0	56	0	0	0
515	Prairie State	0	0	0	0	0	30	0	0	0
521	Rend Lake	0	0	0	0	0	6	0	0	0
537	Richland	0	0	11	0	0	9	0	0	0
511	Rock Valley	0	4	0	0	0	99	0	0	3
518	Sandburg	0	0	0	0	0	17	0	0	0
506	Sauk Valley	0	0	0	0	0	8	0	0	0
531	Shawnee	0	0	0	0	0	0	0	0	0
510	South Suburban	0	0	7	0	0	0	0	0	0
533	Southeastern	0	0	0	0	0	0	0	0	0
522	Southwestern*	0	0	0	0	0	28	0	0	0
534	Spoon River	0	0	0	0	0	0	0	0	0
504	Triton	6	0	88	0	0	0	3	20	0
516	Waubonsee	16	0	8	5	0	0	0	0	0
539	Wood	0	0	0	0	0	0	0	0	0
	TOTALS	110	4	425	39	32	880	110	83	10

*Formerly Belleville Area College
SOURCE OF DATA: Annual Enrollment & Completion Data (A1)

Illinois Community College Board
Table III-3
ANNUAL UNDUPLICATED ENROLLMENT BY ACADEMIC PROGRAM BY COLLEGE
FOR FISCAL YEAR 2000

Dist. No.	District/College	Quality Control Tech 12 150702	Mech Design Tech 12 150805	Comp-Aided Design 12 150810	Microprec Tech 12 150811	Coal Mining Tech 12 150901	Constr/Building Tech 12 151001	Eng Tech Enrollees 12 159999	Child Care/Develpmt 12 200202	Fash Design/Coord 12 200306
503	Black Hawk	0	5	14	0	0	0	0	148	0
508	Chicago	(0)	(0)	(31)	(0)	(0)	(0)	(44)	(1,466)	(0)
	Daley	0	0	12	0	0	0	19	126	0
	Kennedy-King	0	0	0	0	0	0	7	212	0
	Malcolm X	0	0	0	0	0	0	6	217	0
	Olive-Harvey	0	0	0	0	0	0	2	272	0
	Truman	0	0	0	0	0	0	1	165	0
	Washington	0	0	0	0	0	0	3	474	0
	Wilbur Wright	0	0	19	0	0	0	6	0	0
507	Danville	0	0	34	0	0	0	52	73	0
502	DuPage	0	0	74	0	0	0	203	276	118
509	Elgin	0	0	268	0	0	0	313	3	0
512	Harper	4	41	24	0	0	0	0	251	129
540	Heartland	1	0	25	0	0	0	0	65	0
519	Highland	0	0	1	0	0	0	0	77	0
514	Illinois Central	0	56	18	0	0	0	63	261	0
529	Illinois Eastern	(40)	(5)	(2)	(0)	(4)	(0)	(11,268)	(63)	(0)
	Frontier	30	0	0	0	0	0	113	3	0
	Lincoln Trail	10	4	0	0	0	0	18	0	0
	Olney Central	0	0	2	0	0	0	116	3	0
	Wabash	0	1	0	0	4	0	11,021	57	0
513	Illinois Valley	0	63	16	0	0	0	57	97	0
525	Joliet	0	109	0	0	0	0	1,255	145	0
520	Kankakee	0	0	80	0	0	0	131	111	0
501	Kaskaskia	0	0	2	0	0	0	476	111	0
523	Kishwaukee	6	0	56	0	0	0	26	50	0
532	Lake County	6	50	136	0	0	80	363	191	0
517	Lake Land	0	30	40	0	0	0	0	108	0
536	Lewis & Clark	0	0	98	0	0	0	240	120	0
526	Lincoln Land	0	0	0	0	0	0	0	119	0
530	Logan	0	0	47	0	0	0	231	124	0
528	McHenry	0	10	17	0	0	0	98	92	0
524	Moraine Valley	103	241	15	0	0	0	699	277	0
527	Morton	0	0	0	0	0	0	442	0	0
535	Oakton	0	70	74	0	0	0	0	508	0
505	Parkland	0	0	9	1	0	0	112	123	0
515	Prairie State	0	36	12	0	0	0	0	175	0
521	Rend Lake	0	0	10	0	0	0	29	101	0
537	Richland	1	0	0	0	0	0	51	150	0
511	Rock Valley	55	0	145	0	0	0	0	150	0
518	Sandburg	0	16	9	0	0	0	0	111	0
506	Sauk Valley	5	20	15	0	0	0	0	54	0
531	Shawnee	0	0	0	0	0	0	0	75	0
510	South Suburban	0	0	67	0	0	0	1	190	0
533	Southeastern	0	0	0	0	0	0	0	77	0
522	Southwestern*	0	0	0	0	0	0	211	270	0
534	Spoon River	0	0	0	0	0	0	31	0	0
504	Triton	15	39	105	0	0	0	219	320	0
516	Waubonsee	20	0	53	0	0	0	169	114	0
539	Wood	0	0	53	0	0	0	1	118	0
	TOTALS	256	791	1,550	1	4	80	16,785	6,764	247

*Formerly Belleville Area College
SOURCE OF DATA: Annual Enrollment & Completion Data (A1)

Illinois Community College Board

Table III-3

ANNUAL UNDUPLICATED ENROLLMENT BY ACADEMIC PROGRAM BY COLLEGE

FOR FISCAL YEAR 2000

Dist. No.	District/College	Food Prod Mgmt, Gen 12 200401	Dietetic Aide/Asst 12 200404	Furn/Eqpt Inst, Othr 12 200501	Elder Care Prov/Comp 12 200602	Custodial Services 12 200604	Inst Srvcs Enrollees 12 209999	Legal Assisting 12 220103	Tech/Bus Writing 12 231101	Library Assisting 12 250301
503	Black Hawk	0	0	18	0	2	0	72	1	15
508	Chicago	(1,071)	(37)	(0)	(0)	(0)	(2)	(0)	(0)	(3)
	Daley	0	0	0	0	0	0	0	0	0
	Kennedy-King	25	0	0	0	0	0	0	0	0
	Malcolm X	57	37	0	0	0	0	0	0	0
	Olive-Harvey	0	0	0	0	0	0	0	0	0
	Truman	0	0	0	0	0	0	0	0	0
	Washington	989	0	0	0	0	0	0	0	0
	Wilbur Wright	0	0	0	0	0	2	0	0	3
507	Danville	0	0	0	0	0	0	0	0	0
502	DuPage	0	0	255	4	0	0	0	0	227
509	Elgin	0	0	0	2	0	50	159	0	0
512	Harper	0	72	230	0	0	0	259	0	0
540	Heartland	0	0	0	0	0	0	0	0	0
519	Highland	0	0	0	0	0	0	0	0	0
514	Illinois Central	0	7	39	0	42	9	155	0	20
529	Illinois Eastern	(0)	(0)	(0)	(0)	(32)	(69)	(0)	(0)	(0)
	Frontier	0	0	0	0	0	0	0	0	0
	Lincoln Trail	0	0	0	0	32	69	0	0	0
	Olney Central	0	0	0	0	0	0	0	0	0
	Wabash	0	0	0	0	0	0	0	0	0
513	Illinois Valley	0	0	0	0	5	134	0	0	0
525	Joliet	0	0	72	0	0	1	0	0	0
520	Kankakee	0	0	0	0	0	0	0	0	0
501	Kaskaskia	0	0	0	0	14	3	0	0	0
523	Kishwaukee	0	0	0	0	0	1	0	0	0
532	Lake County	0	0	0	0	0	0	0	149	29
517	Lake Land	0	0	0	0	198	0	0	0	0
536	Lewis & Clark	0	0	0	0	0	129	0	0	20
526	Lincoln Land	0	6	0	0	0	0	0	0	0
530	Logan	0	0	0	0	0	0	0	0	0
528	McHenry	0	0	0	0	0	34	0	0	0
524	Moraine Valley	0	0	0	0	0	0	0	0	0
527	Morton	0	0	0	0	0	0	0	0	0
535	Oakton	0	0	0	0	0	0	0	0	0
505	Parkland	0	0	0	0	0	44	0	0	0
515	Prairie State	0	0	88	0	0	0	0	0	0
521	Rend Lake	0	0	0	0	43	170	0	0	0
537	Richland	0	0	0	0	0	2	0	0	0
511	Rock Valley	0	0	0	0	0	0	0	1	1
518	Sandburg	0	0	0	0	14	0	0	0	0
506	Sauk Valley	0	0	0	0	0	0	0	0	0
531	Shawnee	0	0	0	0	0	0	0	0	0
510	South Suburban	0	0	0	0	0	0	190	0	0
533	Southeastern	0	0	0	0	97	0	0	0	0
522	Southwestern*	171	0	0	0	0	124	264	0	0
534	Spoon River	0	0	0	0	0	0	0	0	0
504	Triton	0	0	35	0	0	103	0	0	0
516	Waubonsee	0	0	0	0	0	0	0	0	0
539	Wood	0	9	0	0	0	3	0	0	0
	TOTALS	1,242	131	737	6	447	878	1,099	151	315

*Formerly Belleville Area College

SOURCE OF DATA: Annual Enrollment & Completion Data (A1)

Illinois Community College Board
Table III-3
ANNUAL UNDUPLICATED ENROLLMENT BY ACADEMIC PROGRAM BY COLLEGE
FOR FISCAL YEAR 2000

Dist. No.	District/College	Library Enrollees 12 259999	Leisure Facility Mgmt 12 310301	Hlth/Phys Ed/Fitness 12 310501	Biological Technology 12 410101	Nuclear Power Tech 12 410205	Chem Technology 12 410301	Sci Tech Enrollees 12 419999	Corrections 12 430102	Law Enf/Police Sci 12 430107	Security Srvcs (Priv) 12 430109
503	Black Hawk	0	0	0	0	0	0	0	0	101	0
508	Chicago	(0)	(2)	(0)	(12)	(0)	(2)	(0)	(10)	(1,377)	(6)
	Daley	0	0	0	0	0	0	0	0	257	2
	Kennedy-King	0	1	0	0	0	0	0	0	0	0
	Malcolm X	0	0	0	0	0	0	0	0	0	0
	Olive-Harvey	0	0	0	0	0	0	0	0	0	0
	Truman	0	0	0	12	0	2	0	0	39	0
	Washington	0	1	0	0	0	0	0	10	1,037	4
	Wilbur Wright	0	0	0	0	0	0	0	0	44	0
507	Danville	0	0	0	0	0	0	0	0	85	0
502	DuPage	0	6	0	0	0	0	0	0	241	0
509	Elgin	0	0	0	0	0	0	0	0	51	0
512	Harper	0	0	0	0	0	0	0	0	283	4
540	Heartland	0	0	0	0	0	0	0	0	0	0
519	Highland	0	0	0	0	0	0	0	0	0	0
514	Illinois Central	12	0	0	0	0	0	0	0	308	2
529	Illinois Eastern	(0)	(0)	(0)	(0)	(0)	(0)	(0)	(0)	(74)	(0)
	Frontier	0	0	0	0	0	0	0	0	2	0
	Lincoln Trail	0	0	0	0	0	0	0	0	17	0
	Olney Central	0	0	0	0	0	0	0	0	55	0
	Wabash	0	0	0	0	0	0	0	0	0	0
513	Illinois Valley	0	0	0	0	0	0	23	0	61	0
525	Joliet	0	0	0	0	11	0	0	77	101	0
520	Kankakee	0	0	0	0	0	0	0	0	129	0
501	Kaskaskia	0	0	0	0	0	0	0	0	114	0
523	Kishwaukee	0	0	0	0	0	0	0	0	41	0
532	Lake County	8	0	0	0	0	12	0	2	191	0
517	Lake Land	0	0	0	0	0	0	0	10	54	0
536	Lewis & Clark	0	0	0	0	0	0	0	0	96	0
526	Lincoln Land	0	0	0	0	0	0	0	1	421	8
530	Logan	0	0	0	0	0	0	0	0	327	0
528	McHenry	0	0	17	0	0	0	0	0	60	0
524	Moraine Valley	0	47	0	0	0	0	0	0	969	115
527	Morton	0	0	0	0	0	0	0	0	22	0
535	Oakton	0	0	0	0	0	0	0	0	216	0
505	Parkland	0	0	0	0	0	0	0	0	130	0
515	Prairie State	0	0	0	0	0	0	0	0	92	0
521	Rend Lake	0	0	0	0	0	0	0	0	71	0
537	Richland	0	0	0	0	0	0	0	0	71	0
511	Rock Valley	0	0	0	0	0	0	0	0	124	0
518	Sandburg	0	0	0	0	0	0	0	0	32	0
506	Sauk Valley	0	0	0	0	0	0	0	29	45	0
531	Shawnee	0	0	0	0	0	0	0	0	37	9
510	South Suburban	0	0	0	0	0	0	0	0	429	0
533	Southeastern	0	0	0	0	0	0	0	16	38	0
522	Southwestern*	0	0	0	0	0	25	0	0	476	2
534	Spoon River	0	0	0	0	0	0	0	0	4	0
504	Triton	0	7	0	0	0	0	0	11	481	1
516	Waubonsee	0	0	0	0	0	0	0	0	120	0
539	Wood	0	0	0	0	0	0	0	0	6	0
	TOTALS	20	62	17	12	11	39	23	156	7,478	147

*Formerly Belleville Area College
SOURCE OF DATA: Annual Enrollment & Completion Data (A1)

Illinois Community College Board
Table III-3
ANNUAL UNDUPLICATED ENROLLMENT BY ACADEMIC PROGRAM BY COLLEGE
FOR FISCAL YEAR 2000

Dist. No.	District/College	Crim Just/Corr, Othr 12 430199	Fire Cont/Sfty Tech 12 430201	Fire Officer 12 430202	Firefighting 12 430203	Prot Srvcs Enrollees 12 439999	Public Admin 12440401	Social Work/ Srvc 12 440701	Pblc/Soc Srvcs Enrollees 12 449999	Mason and Tilesetter 12 460101
503	Black Hawk	0	0	21	0	0	0	0	0	0
508	Chicago	(0)	(209)	(0)	(0)	(0)	(0)	(54)	(0)	(106)
	Daley	0	0	0	0	0	0	0	0	0
	Kennedy-King	0	0	0	0	0	0	37	0	106
	Malcolm X	0	0	0	0	0	0	0	0	0
	Olive-Harvey	0	0	0	0	0	0	0	0	0
	Truman	0	0	0	0	0	0	0	0	0
	Washington	0	209	0	0	0	0	15	0	0
	Wilbur Wright	0	0	0	0	0	0	2	0	0
507	Danville	0	0	0	0	0	0	25	12	0
502	DuPage	0	190	5	36	0	0	184	0	0
509	Elgin	3	211	0	0	0	0	449	0	0
512	Harper	0	96	0	0	0	0	0	0	0
540	Heartland	0	0	0	0	0	0	0	0	0
519	Highland	0	0	0	0	0	0	0	0	0
514	Illinois Central	0	166	0	0	68	0	0	16	0
529	Illinois Eastern	(0)	(0)	(0)	(56)	(0)	(0)	(62)	(8)	(0)
	Frontier	0	0	0	56	0	0	5	0	0
	Lincoln Trail	0	0	0	0	0	0	0	0	0
	Olney Central	0	0	0	0	0	0	11	0	0
	Wabash	0	0	0	0	0	0	46	8	0
513	Illinois Valley	0	1	0	0	2	0	0	112	0
525	Joliet	0	136	2	3	0	0	0	0	0
520	Kankakee	0	2	0	0	0	0	0	31	0
501	Kaskaskia	0	0	0	0	0	0	0	80	0
523	Kishwaukee	0	7	0	0	0	0	0	0	0
532	Lake County	0	90	0	0	52	0	22	3,221	0
517	Lake Land	0	0	0	0	0	0	121	0	0
536	Lewis & Clark	0	61	0	0	0	0	0	240	0
526	Lincoln Land	0	38	0	8	0	1	0	0	0
530	Logan	0	0	0	0	0	0	0	107	0
528	McHenry	0	0	0	115	48	0	0	3	0
524	Moraine Valley	0	63	4	38	0	0	0	2,888	0
527	Morton	0	0	0	0	0	0	0	0	0
535	Oakton	0	139	0	0	0	0	63	0	0
505	Parkland	0	56	0	0	23	0	90	1	0
515	Prairie State	0	50	0	0	0	0	0	0	0
521	Rend Lake	0	0	7	1	14	0	0	19	0
537	Richland	0	71	0	0	0	0	0	6	0
511	Rock Valley	0	0	39	0	0	0	146	0	2
518	Sandburg	0	0	0	0	0	0	41	0	0
506	Sauk Valley	0	0	0	0	0	0	29	0	0
531	Shawnee	0	11	0	0	0	0	40	76	0
510	South Suburban	0	41	0	0	0	0	167	5	0
533	Southeastern	0	0	0	15	0	0	0	0	0
522	Southwestern*	0	132	0	174	0	0	0	8	41
534	Spoon River	0	0	0	2	0	0	0	0	0
504	Triton	0	126	0	0	61	0	0	1	0
516	Waubonsee	0	61	0	16	0	0	28	11	0
539	Wood	0	47	0	5	0	0	0	8	0
	TOTALS	3	2,004	78	469	268	1	1,521	6,853	149

*Formerly Belleville Area College
SOURCE OF DATA: Annual Enrollment & Completion Data (A1)

Illinois Community College Board
Table III-3
ANNUAL UNDUPLICATED ENROLLMENT BY ACADEMIC PROGRAM BY COLLEGE
FOR FISCAL YEAR 2000

Dist. No.	District/College	Carpentry 12 460201	Electrician 12 460302	Bldg/Property Maint 12 460401	Constr/Cement Mason 12 460402	Constr Inspection 12 460403	Painter & Wallcoverer 12 460408	Plumber & Pipefitter 12 460501	Construction Trades 12 461000	Const Trades Enrollees 12 469999
503	Black Hawk	1	1	0	0	0	0	0	10	0
508	Chicago	(63)	(0)	(21)	(0)	(0)	(0)	(0)	(0)	(0)
	Daley	0	0	21	0	0	0	0	0	0
	Kennedy-King	63	0	0	0	0	0	0	0	0
	Malcolm X	0	0	0	0	0	0	0	0	0
	Olive-Harvey	0	0	0	0	0	0	0	0	0
	Truman	0	0	0	0	0	0	0	0	0
	Washington	0	0	0	0	0	0	0	0	0
	Wilbur Wright	0	0	0	0	0	0	0	0	0
507	Danville	0	0	0	0	0	0	0	0	0
502	DuPage	0	0	50	0	0	0	0	0	0
509	Elgin	0	0	0	0	0	0	0	0	0
512	Harper	0	0	0	0	44	0	0	0	0
540	Heartland	0	0	0	0	0	0	0	0	0
519	Highland	0	0	0	0	0	0	0	0	0
514	Illinois Central	0	0	0	0	0	0	0	124	0
529	Illinois Eastern	(0)	(0)	(0)	(0)	(0)	(0)	(0)	(0)	(0)
	Frontier	0	0	0	0	0	0	0	0	0
	Lincoln Trail	0	0	0	0	0	0	0	0	0
	Olney Central	0	0	0	0	0	0	0	0	0
	Wabash	0	0	0	0	0	0	0	0	0
513	Illinois Valley	0	355	0	0	0	0	0	0	0
525	Joliet	0	5	0	0	0	0	0	95	0
520	Kankakee	0	0	0	0	0	0	0	1	0
501	Kaskaskia	0	0	0	0	0	0	0	9	0
523	Kishwaukee	0	2	5	0	0	0	0	0	0
532	Lake County	0	0	0	0	0	0	0	0	0
517	Lake Land	0	0	61	0	0	0	0	184	0
536	Lewis & Clark	0	31	0	0	0	0	0	0	0
526	Lincoln Land	0	0	0	0	0	0	0	22	0
530	Logan	61	0	0	0	0	0	0	0	0
528	McHenry	0	0	0	0	0	0	0	0	0
524	Moraine Valley	0	0	0	0	0	0	0	0	0
527	Morton	0	0	0	0	0	0	0	0	0
535	Oakton	0	0	34	0	0	0	0	41	0
505	Parkland	0	0	19	0	0	0	0	87	10
515	Prairie State	0	230	0	0	0	0	0	0	0
521	Rend Lake	0	0	1	0	0	0	0	95	2
537	Richland	0	0	0	0	0	0	0	0	0
511	Rock Valley	1	63	0	0	0	0	0	73	0
518	Sandburg	0	0	0	0	0	0	0	0	0
506	Sauk Valley	0	0	5	0	0	0	0	0	0
531	Shawnee	0	0	3	0	0	0	0	0	0
510	South Suburban	0	0	0	0	10	0	0	110	27
533	Southeastern	0	0	1	0	0	0	0	110	0
522	Southwestern*	250	197	0	42	0	29	80	73	0
534	Spoon River	0	0	0	0	0	0	0	0	0
504	Triton	0	34	0	0	0	0	0	124	21
516	Waubonsee	0	80	0	0	0	0	0	0	0
539	Wood	0	35	0	0	0	0	0	0	0
	TOTALS	376	1,033	200	42	54	29	80	1,158	60

*Formerly Belleville Area College
SOURCE OF DATA: Annual Enrollment & Completion Data (A1)

Illinois Community College Board
Table III-3
ANNUAL UNDUPLICATED ENROLLMENT BY ACADEMIC PROGRAM BY COLLEGE
FOR FISCAL YEAR 2000

Dist. No.	District/College	Elec Equip Rpr, Gen 12 470101	Comm Elec 12 470103	Comp Elec Maint/Rpr 12 470104	Industrial Electronics 12 470105	Major Appl Repair 12 470106	Htg/AC/Refrig Mech 12 470201	Hvy Equip Maint/Rpr 12 470302	Ind Equip Maint/Rpr 12 470303	Wtch/Clck/Jwlry Rpr 12 470408
503	Black Hawk	0	0	0	0	0	28	0	1	0
508	Chicago	(25)	(0)	(12)	(6)	(21)	(71)	(0)	(211)	(0)
	Daley	0	0	5	6	0	0	0	169	0
	Kennedy-King	25	0	0	0	0	71	0	0	0
	Malcolm X	0	0	0	0	0	0	0	0	0
	Olive-Harvey	0	0	7	0	0	0	0	0	0
	Truman	0	0	0	0	21	0	0	0	0
	Washington	0	0	0	0	0	0	0	0	0
	Wilbur Wright	0	0	0	0	0	0	0	42	0
507	Danville	0	0	0	55	0	0	0	52	0
502	DuPage	0	0	0	94	0	262	0	0	0
509	Elgin	0	0	0	2	0	129	0	0	0
512	Harper	10	0	8	0	0	84	0	0	0
540	Heartland	0	0	0	0	0	17	0	6	0
519	Highland	0	0	5	0	0	0	0	0	0
514	Illinois Central	0	11	10	6	0	60	0	8	0
529	Illinois Eastern	(0)	(2)	(55)	(0)	(0)	(34)	(0)	(80)	(0)
	Frontier	0	0	16	0	0	0	0	2	0
	Lincoln Trail	0	1	0	0	0	34	0	4	0
	Olney Central	0	0	23	0	0	0	0	73	0
	Wabash	0	1	16	0	0	0	0	1	0
513	Illinois Valley	0	0	0	0	0	0	0	13	0
525	Joliet	0	0	0	232	0	42	63	0	0
520	Kankakee	0	0	0	63	0	42	0	35	0
501	Kaskaskia	0	0	0	0	0	0	0	76	0
523	Kishwaukee	0	0	0	0	0	0	0	0	0
532	Lake County	0	0	21	14	0	123	0	54	0
517	Lake Land	0	14	0	0	0	57	0	0	0
536	Lewis & Clark	0	0	4	19	0	0	0	5	0
526	Lincoln Land	0	0	0	23	0	47	0	0	0
530	Logan	0	0	16	0	0	52	0	21	0
528	McHenry	0	0	0	0	0	0	0	0	0
524	Moraine Valley	0	0	0	0	0	123	0	20	0
527	Morton	0	0	0	0	0	3	0	0	0
535	Oakton	0	1	0	0	0	61	0	3	0
505	Parkland	0	0	0	13	0	0	0	0	0
515	Prairie State	0	0	6	0	0	71	0	26	0
521	Rend Lake	0	0	0	0	0	47	1	38	0
537	Richland	0	0	0	105	0	40	0	23	0
511	Rock Valley	0	0	83	0	0	0	0	0	0
518	Sandburg	0	0	0	0	0	0	0	0	0
506	Sauk Valley	0	5	1	35	0	35	0	0	0
531	Shawnee	0	0	0	4	0	0	0	0	0
510	South Suburban	0	0	0	0	0	0	0	0	0
533	Southeastern	0	0	101	3	0	45	0	28	0
522	Southwestern*	0	50	46	77	25	242	0	0	0
534	Spoon River	0	0	0	0	0	0	0	0	0
504	Triton	0	0	28	0	0	261	0	20	0
516	Waubonsee	0	0	2	0	0	107	0	26	0
539	Wood	0	0	0	4	0	1	0	0	1
	TOTALS	35	83	398	755	46	2,084	64	746	1

*Formerly Belleville Area College
SOURCE OF DATA: Annual Enrollment & Completion Data (A1)

Illinois Community College Board
Table III-3
ANNUAL UNDUPLICATED ENROLLMENT BY ACADEMIC PROGRAM BY COLLEGE
FOR FISCAL YEAR 2000

Dist. No.	District/College	Statnry Enrgy Srcs Inst/Op 12 470501	Auto Body Repair 12 470603	Auto Mechanics 12 470604	Diesel/Truck Mech 12 470605	Small Engine Repair 12 470606	Aviation Maint Tech 12 470609	Mech/Repair Enrollees 12 479999	Architectrl Drafting 12 480102	Elec Drafting 12 480104
503	Black Hawk	0	5	81	18	0	0	0	0	0
508	Chicago	(0)	(5)	(271)	(0)	(0)	(4)	(0)	(39)	(0)
	Daley	0	0	0	0	0	4	0	3	0
	Kennedy-King	0	3	127	0	0	0	0	0	0
	Malcolm X	0	0	0	0	0	0	0	0	0
	Olive-Harvey	0	0	0	0	0	0	0	21	0
	Truman	0	2	144	0	0	0	0	0	0
	Washington	0	0	0	0	0	0	0	7	0
	Wilbur Wright	0	0	0	0	0	0	0	8	0
507	Danville	0	0	26	0	0	0	0	0	0
502	DuPage	0	0	292	0	0	0	0	268	0
509	Elgin	0	0	129	0	0	0	0	0	0
512	Harper	0	0	0	0	1	0	0	129	0
540	Heartland	0	0	0	0	0	0	0	0	0
519	Highland	0	15	46	0	0	0	0	0	0
514	Illinois Central	0	0	163	30	0	0	1	9	0
529	Illinois Eastern	(0)	(17)	(25)	(37)	(0)	(0)	(0)	(18)	(0)
	Frontier	0	0	1	0	0	0	0	0	0
	Lincoln Trail	0	0	0	0	0	0	0	18	0
	Olney Central	0	17	24	0	0	0	0	0	0
	Wabash	0	0	0	37	0	0	0	0	0
513	Illinois Valley	0	0	63	0	1	0	5	0	0
525	Joliet	0	0	120	0	0	0	0	0	0
520	Kankakee	0	0	47	0	0	0	0	0	0
501	Kaskaskia	0	17	23	0	0	0	0	34	0
523	Kishwaukee	0	12	33	0	0	0	7	0	0
532	Lake County	0	25	128	0	0	0	58	72	1
517	Lake Land	0	99	172	3	53	0	0	34	0
536	Lewis & Clark	0	0	78	0	0	0	0	0	0
526	Lincoln Land	0	54	43	0	0	17	0	62	0
530	Logan	0	37	55	0	0	0	0	0	0
528	McHenry	0	0	61	0	0	0	24	0	0
524	Moraine Valley	0	0	135	0	0	0	0	0	0
527	Morton	0	0	5	0	0	0	0	0	0
535	Oakton	0	0	101	0	0	0	0	77	0
505	Parkland	0	21	90	0	0	0	68	0	0
515	Prairie State	0	7	98	0	0	0	0	0	0
521	Rend Lake	0	11	112	0	0	0	20	48	0
537	Richland	0	0	34	0	0	0	0	0	0
511	Rock Valley	0	0	63	0	0	77	0	0	0
518	Sandburg	0	19	31	13	0	0	0	0	0
506	Sauk Valley	0	0	0	0	0	0	0	0	0
531	Shawnee	0	0	30	0	0	0	0	1	0
510	South Suburban	0	0	0	0	0	0	0	17	0
533	Southeastern	0	30	117	73	0	0	0	0	0
522	Southwestern*	16	5	0	0	0	77	0	0	0
534	Spoon River	0	0	21	0	0	0	0	0	0
504	Triton	58	0	355	9	0	0	255	50	0
516	Waubonsee	0	37	47	0	0	0	0	5	0
539	Wood	0	0	1	0	0	0	0	0	0
	TOTALS	74	416	3,096	183	55	175	438	863	1

*Formerly Belleville Area College
SOURCE OF DATA: Annual Enrollment & Completion Data (A1)

Illinois Community College Board
Table III-3
ANNUAL UNDUPLICATED ENROLLMENT BY ACADEMIC PROGRAM BY COLLEGE
FOR FISCAL YEAR 2000

Dist. No.	District/College	Mechanical Drafting 12 480105	Grphc/Prtng Equip Op, Gen 12 480201	Typstg/Mk-up/Comp 12 480205	Lith/Photo/Platemkg 12 480206	Print Press Op 12 480208	Dsktp Pub Equip Op 12 480212	Machine Tech 12 480501	Ind Blacksmithing 12 480502	Mach Tool Op/Shop 12 480503
503	Black Hawk	2	0	0	0	0	0	0	0	12
508	Chicago	(61)	(0)	(0)	(52)	(0)	(0)	(0)	(0)	(122)
	Daley	1	0	0	0	0	0	0	0	100
	Kennedy-King	0	0	0	52	0	0	0	0	7
	Malcolm X	0	0	0	0	0	0	0	0	0
	Olive-Harvey	0	0	0	0	0	0	0	0	0
	Truman	25	0	0	0	0	0	0	0	0
	Washington	0	0	0	0	0	0	0	0	0
	Wilbur Wright	35	0	0	0	0	0	0	0	15
507	Danville	1	0	0	0	0	0	0	0	6
502	DuPage	0	0	2	105	25	253	0	0	0
509	Elgin	0	0	0	0	0	1	0	0	62
512	Harper	3	0	0	0	0	0	0	0	18
540	Heartland	0	0	0	0	0	0	0	0	0
519	Highland	0	0	0	0	0	4	0	0	0
514	Illinois Central	0	0	0	53	0	8	0	0	11
529	Illinois Eastern	(0)	(0)	(0)	(0)	(0)	(0)	(0)	(0)	(27)
	Frontier	0	0	0	0	0	0	0	0	0
	Lincoln Trail	0	0	0	0	0	0	0	0	0
	Olney Central	0	0	0	0	0	0	0	0	0
	Wabash	0	0	0	0	0	0	0	0	27
513	Illinois Valley	0	0	0	0	0	12	0	0	13
525	Joliet	0	0	0	0	0	3	0	0	0
520	Kankakee	0	0	0	0	0	0	0	0	3
501	Kaskaskia	6	0	0	0	0	0	0	0	0
523	Kishwaukee	0	0	0	0	0	0	0	0	8
532	Lake County	15	0	0	0	0	5	0	0	56
517	Lake Land	2	10	0	0	0	38	0	0	0
536	Lewis & Clark	0	0	0	0	0	5	0	0	90
526	Lincoln Land	0	0	0	0	0	0	0	0	0
530	Logan	0	0	0	0	0	0	0	0	4
528	McHenry	0	0	0	0	0	0	0	0	45
524	Moraine Valley	27	0	0	0	0	8	0	0	81
527	Morton	4	0	0	0	0	0	0	0	0
535	Oakton	0	0	0	0	0	74	0	0	157
505	Parkland	12	0	0	0	0	72	0	0	0
515	Prairie State	16	0	0	0	0	12	0	0	87
521	Rend Lake	0	0	0	0	0	0	0	0	0
537	Richland	60	0	0	0	0	0	0	0	28
511	Rock Valley	0	0	0	0	0	0	35	0	0
518	Sandburg	0	0	0	0	0	35	0	0	6
506	Sauk Valley	1	0	0	0	0	0	0	0	9
531	Shawnee	0	0	0	0	0	0	0	0	0
510	South Suburban	9	0	0	37	0	3	0	0	24
533	Southeastern	0	0	0	0	0	0	0	0	0
522	Southwestern*	127	0	0	0	0	54	98	1	613
534	Spoon River	0	0	0	0	0	0	0	0	0
504	Triton	4	0	3	172	0	16	0	0	34
516	Waubonsee	0	0	0	0	0	0	0	0	38
539	Wood	0	0	0	0	0	0	3	0	0
	TOTALS	350	10	5	419	25	603	136	1	1,554

*Formerly Belleville Area College
SOURCE OF DATA: Annual Enrollment & Completion Data (A1)

Illinois Community College Board
Table III-3
ANNUAL UNDUPLICATED ENROLLMENT BY ACADEMIC PROGRAM BY COLLEGE
FOR FISCAL YEAR 2000

Dist. No.	District/College	Patternmaker 12 480505	Sheet Metal 12 480506	Tool & Die Making 12 480507	Weld/Brzg/Soldrg 12 480508	Prec Metal Wrkrs 12 480599	Prec Prod Trades, Othr 12 489999	Airplane Piloting 12 490102	Aviation Mgmt 12 490104	Aircraft Pilot (Priv) 12 490107
503	Black Hawk	1	3	9	49	0	0	0	0	0
508	Chicago	(0)	(0)	(0)	(18)	(0)	(0)	(0)	(0)	(0)
	Daley	0	0	0	0	0	0	0	0	0
	Kennedy-King	0	0	0	18	0	0	0	0	0
	Malcolm X	0	0	0	0	0	0	0	0	0
	Olive-Harvey	0	0	0	0	0	0	0	0	0
	Truman	0	0	0	0	0	0	0	0	0
	Washington	0	0	0	0	0	0	0	0	0
	Wilbur Wright	0	0	0	0	0	0	0	0	0
507	Danville	0	0	0	18	0	0	0	0	0
502	DuPage	0	0	9	41	0	0	0	0	0
509	Elgin	0	0	5	28	0	0	0	0	0
512	Harper	0	0	0	0	0	0	0	0	0
540	Heartland	0	0	0	2	0	0	0	0	0
519	Highland	0	0	0	0	0	0	0	0	0
514	Illinois Central	0	0	0	73	0	163	0	0	0
529	Illinois Eastern	(0)	(0)	(0)	(15)	(0)	(0)	(6)	(0)	(0)
	Frontier	0	0	0	1	0	0	6	0	0
	Lincoln Trail	0	0	0	0	0	0	0	0	0
	Olney Central	0	0	0	14	0	0	0	0	0
	Wabash	0	0	0	0	0	0	0	0	0
513	Illinois Valley	0	0	4	0	0	60	0	0	0
525	Joliet	0	0	0	52	0	0	0	0	0
520	Kankakee	0	0	21	44	0	0	0	0	0
501	Kaskaskia	0	0	0	18	0	0	0	0	0
523	Kishwaukee	0	0	12	8	0	75	0	0	0
532	Lake County	0	0	2	42	0	51	0	0	0
517	Lake Land	0	0	0	41	0	0	0	0	0
536	Lewis & Clark	0	0	0	0	0	0	0	0	0
526	Lincoln Land	0	0	0	47	0	0	12	14	0
530	Logan	0	0	9	0	0	0	0	0	0
528	McHenry	0	0	0	0	0	21	0	0	0
524	Moraine Valley	0	0	0	109	0	0	0	0	0
527	Morton	0	0	0	0	0	0	0	0	0
535	Oakton	0	0	0	0	0	0	0	0	0
505	Parkland	0	0	0	0	0	61	0	0	0
515	Prairie State	0	0	19	69	0	0	0	0	0
521	Rend Lake	0	0	0	41	0	0	0	0	0
537	Richland	0	0	0	32	0	0	0	0	0
511	Rock Valley	0	40	120	40	0	0	0	0	1
518	Sandburg	0	0	0	58	0	0	0	0	0
506	Sauk Valley	0	0	0	0	0	0	0	0	0
531	Shawnee	0	0	0	6	0	0	0	0	0
510	South Suburban	0	0	0	0	0	0	0	0	0
533	Southeastern	0	0	0	95	0	0	0	0	0
522	Southwestern*	0	43	0	307	0	0	0	0	0
534	Spoon River	0	0	0	7	0	0	0	0	0
504	Triton	0	0	26	15	0	391	0	0	0
516	Waubonsee	0	0	0	7	8	0	0	0	0
539	Wood	0	0	0	0	0	0	0	0	0
	TOTALS	1	86	236	1,282	8	822	18	14	1

*Formerly Belleville Area College
SOURCE OF DATA: Annual Enrollment & Completion Data (A1)

Illinois Community College Board
Table III-3
ANNUAL UNDUPLICATED ENROLLMENT BY ACADEMIC PROGRAM BY COLLEGE
FOR FISCAL YEAR 2000

Dist. No.	District/College	Truck/Bus Driving 12 490205	Marine Sci/Officer 12 490309	Railroad Technology 12 490410	Tms Wrkrs Enrollees 12 499999	Design/Visual Comm 12 500401	Grphc Dsgn/Comm Art/Illus 12 500402	Comm Photog 12 500406	Tech Theatre/Dsign/Stgcrft 12 500502	Speech/Lang Pthlgy 12 510203
503	Black Hawk	46	0	0	0	36	0	0	0	0
508	Chicago	(0)	(0)	(0)	(0)	(14)	(0)	(0)	(2)	(0)
	Daley	0	0	0	0	8	0	0	0	0
	Kennedy-King	0	0	0	0	0	0	0	2	0
	Malcolm X	0	0	0	0	0	0	0	0	0
	Olive-Harvey	0	0	0	0	0	0	0	0	0
	Truman	0	0	0	0	0	0	0	0	0
	Washington	0	0	0	0	5	0	0	0	0
	Wilbur Wright	0	0	0	0	1	0	0	0	0
507	Danville	0	0	0	0	0	0	0	0	0
502	DuPage	0	0	0	0	626	0	373	0	3
509	Elgin	131	0	0	0	361	0	0	0	0
512	Harper	0	0	0	0	0	0	0	0	0
540	Heartland	0	0	0	0	0	0	0	0	0
519	Highland	0	0	0	0	24	0	0	0	0
514	Illinois Central	155	0	0	0	167	0	0	0	0
529	Illinois Eastern	(0)	(0)	(0)	(0)	(0)	(0)	(0)	(0)	(0)
	Frontier	0	0	0	0	0	0	0	0	0
	Lincoln Trail	0	0	0	0	0	0	0	0	0
	Olney Central	0	0	0	0	0	0	0	0	0
	Wabash	0	0	0	0	0	0	0	0	0
513	Illinois Valley	3	0	0	0	0	0	0	0	0
525	Joliet	0	0	0	0	0	0	0	0	0
520	Kankakee	0	0	0	0	0	0	0	0	0
501	Kaskaskia	0	0	0	0	0	0	0	0	0
523	Kishwaukee	0	0	0	0	0	0	0	0	0
532	Lake County	0	0	0	0	0	0	0	0	0
517	Lake Land	16	0	0	0	0	0	0	0	34
536	Lewis & Clark	126	0	0	0	0	0	0	0	0
526	Lincoln Land	120	0	0	0	0	0	0	0	0
530	Logan	0	0	0	0	0	0	0	0	0
528	McHenry	0	0	0	0	0	0	0	0	0
524	Moraine Valley	0	0	0	0	85	0	0	0	0
527	Morton	0	0	0	0	0	0	0	0	0
535	Oakton	0	0	0	0	101	0	0	0	0
505	Parkland	24	0	0	1	20	0	0	0	13
515	Prairie State	0	0	0	0	104	0	109	0	0
521	Rend Lake	0	0	0	0	0	5	0	0	0
537	Richland	0	0	0	0	25	0	0	0	0
511	Rock Valley	0	0	0	0	0	0	0	0	0
518	Sandburg	0	0	11	0	0	0	0	0	0
506	Sauk Valley	8	0	0	0	0	0	0	0	0
531	Shawnee	45	1	0	0	0	0	0	0	0
510	South Suburban	0	0	0	0	14	0	0	0	0
533	Southeastern	21	0	0	0	0	0	0	0	0
522	Southwestern*	0	0	0	0	14	0	0	0	0
534	Spoon River	29	0	0	0	0	0	0	0	0
504	Triton	10	0	0	0	166	0	0	0	0
516	Waubonsee	0	0	1	0	58	0	0	0	0
539	Wood	65	0	0	0	0	0	0	0	0
	TOTALS	799	1	12	1	1,815	5	482	2	50

*Formerly Belleville Area College
SOURCE OF DATA: Annual Enrollment & Completion Data (A1)

Illinois Community College Board
Table III-3
ANNUAL UNDUPLICATED ENROLLMENT BY ACADEMIC PROGRAM BY COLLEGE
FOR FISCAL YEAR 2000

Dist. No.	District/College	Sign Lang Interp 12 510205	Dental Assistant 12 510601	Dental Hygienist 12 510602	Dental Lab Asst 12 510603	Hlth Facility Admin 12 510702	Hlth Unit Coord/Ward Clerk 12 510703	Med Ofc Mgmt 12 510705	Med Records Tech 12 510707	Med Transcription 12 510708
503	Black Hawk	0	11	0	0	0	0	0	0	47
508	Chicago	(0)	(0)	(59)	(0)	(0)	(0)	(0)	(12)	(39)
	Daley	0	0	0	0	0	0	0	0	0
	Kennedy-King	0	0	59	0	0	0	0	0	39
	Malcolm X	0	0	0	0	0	0	0	0	0
	Olive-Harvey	0	0	0	0	0	0	0	0	0
	Truman	0	0	0	0	0	0	0	12	0
	Washington	0	0	0	0	0	0	0	0	0
	Wilbur Wright	0	0	0	0	0	0	0	0	0
507	Danville	0	0	0	0	0	0	0	0	0
502	DuPage	0	0	0	0	18	0	0	112	159
509	Elgin	0	51	0	0	0	0	0	0	17
512	Harper	229	0	149	0	0	0	0	0	24
540	Heartland	0	0	0	0	0	0	0	0	0
519	Highland	0	0	0	0	0	0	0	0	33
514	Illinois Central	45	12	135	0	8	0	0	5	40
529	Illinois Eastern	(0)	(0)	(0)	(0)	(0)	(0)	(0)	(0)	(14)
	Frontier	0	0	0	0	0	0	0	0	4
	Lincoln Trail	0	0	0	0	0	0	0	0	0
	Olney Central	0	0	0	0	0	0	0	0	3
	Wabash	0	0	0	0	0	0	0	0	7
513	Illinois Valley	0	11	0	0	0	0	0	0	0
525	Joliet	0	0	0	0	0	0	0	0	33
520	Kankakee	0	0	0	0	0	0	0	0	0
501	Kaskaskia	0	13	0	0	0	0	0	0	0
523	Kishwaukee	0	0	0	0	0	0	0	0	25
532	Lake County	0	0	0	0	0	0	22	32	26
517	Lake Land	0	0	96	0	0	0	0	0	0
536	Lewis & Clark	0	19	38	0	0	2	0	0	0
526	Lincoln Land	0	0	0	0	0	0	0	0	31
530	Logan	60	40	0	0	0	0	0	9	23
528	McHenry	0	0	0	0	0	0	0	0	27
524	Moraine Valley	0	0	0	0	0	0	0	116	0
527	Morton	0	2	0	0	0	0	0	0	0
535	Oakton	0	0	0	0	0	0	0	98	30
505	Parkland	0	19	70	0	0	0	0	0	18
515	Prairie State	0	0	122	0	0	0	0	0	0
521	Rend Lake	0	0	0	0	0	0	0	6	0
537	Richland	0	0	0	0	0	0	0	0	0
511	Rock Valley	0	0	0	0	0	0	0	0	3
518	Sandburg	0	0	0	0	0	0	0	0	0
506	Sauk Valley	0	0	0	0	0	0	0	0	0
531	Shawnee	0	0	0	0	0	0	0	11	18
510	South Suburban	0	0	0	0	0	0	0	0	41
533	Southeastern	0	0	0	0	0	0	0	4	0
522	Southwestern*	27	0	0	0	0	9	0	39	0
534	Spoon River	0	0	0	0	0	0	0	0	0
504	Triton	0	0	0	83	0	0	0	0	0
516	Waubonsee	133	0	0	0	0	0	0	0	26
539	Wood	0	0	0	0	0	0	0	0	3
	TOTALS	494	178	669	83	26	11	22	444	677

*Formerly Belleville Area College
SOURCE OF DATA: Annual Enrollment & Completion Data (A1)

Illinois Community College Board

Table III-3

ANNUAL UNDUPLICATED ENROLLMENT BY ACADEMIC PROGRAM BY COLLEGE

FOR FISCAL YEAR 2000

Dist. No.	District/College	Medical Assistant 12 510801	Occ Therapy Asst 12 510803	Pharmacy Tech/Asst 12 510805	Phys Therapy Asst 12 510806	Physician Assistant 12 510807	Vet Asst/Animal Hlth Tech 12 510808	Cardiovascular Tech 12 510901	EEG Tech 12 510903	Emerg Med Tech 12 510904
503	Black Hawk	1	31	2	109	0	0	0	6	42
508	Chicago	(17)	(21)	(45)	(0)	(79)	(0)	(0)	(0)	(150)
	Daley	0	0	0	0	0	0	0	0	0
	Kennedy-King	0	0	0	0	0	0	0	0	0
	Malcolm X	17	0	45	0	79	0	0	0	147
	Olive-Harvey	0	0	0	0	0	0	0	0	0
	Truman	0	0	0	0	0	0	0	0	0
	Washington	0	0	0	0	0	0	0	0	3
	Wilbur Wright	0	21	0	0	0	0	0	0	0
507	Danville	0	0	0	0	0	0	0	0	0
502	DuPage	1	125	0	107	0	0	0	0	126
509	Elgin	0	0	0	65	0	0	0	0	43
512	Harper	277	0	92	0	0	0	83	0	0
540	Heartland	0	0	0	0	0	0	0	0	0
519	Highland	0	0	0	0	0	0	0	0	0
514	Illinois Central	0	64	0	145	0	0	0	0	58
529	Illinois Eastern	(0)	(0)	(0)	(0)	(0)	(0)	(0)	(0)	(138)
	Frontier	0	0	0	0	0	0	0	0	134
	Lincoln Trail	0	0	0	0	0	0	0	0	1
	Olney Central	0	0	0	0	0	0	0	0	2
	Wabash	0	0	0	0	0	0	0	0	1
513	Illinois Valley	0	0	0	0	0	0	0	0	0
525	Joliet	12	0	0	0	0	105	0	0	0
520	Kankakee	0	0	0	55	0	0	0	0	137
501	Kaskaskia	0	0	0	36	0	0	0	0	0
523	Kishwaukee	0	0	0	0	0	0	0	0	0
532	Lake County	0	0	0	0	0	0	0	0	62
517	Lake Land	0	0	0	69	0	0	0	0	4
536	Lewis & Clark	0	24	0	0	0	0	0	0	0
526	Lincoln Land	0	33	0	73	0	0	0	0	10
530	Logan	0	19	0	0	0	0	0	0	33
528	McHenry	0	0	0	0	0	0	0	0	84
524	Moraine Valley	0	0	0	0	0	0	0	0	243
527	Morton	0	0	0	59	0	0	0	0	0
535	Oakton	0	0	0	89	0	0	0	0	0
505	Parkland	0	32	0	0	0	69	0	0	5
515	Prairie State	0	0	0	0	0	0	0	0	141
521	Rend Lake	0	13	0	0	0	0	0	0	61
537	Richland	0	0	0	0	0	0	0	0	0
511	Rock Valley	0	0	12	0	0	0	0	0	0
518	Sandburg	0	0	0	24	0	0	0	0	91
506	Sauk Valley	0	0	0	0	0	0	0	0	0
531	Shawnee	0	9	0	0	0	0	0	0	0
510	South Suburban	49	72	40	0	0	0	0	0	215
533	Southeastern	0	12	0	0	0	0	0	0	50
522	Southwestern*	208	0	0	171	0	0	0	0	191
534	Spoon River	0	0	0	0	0	0	0	0	0
504	Triton	0	0	0	0	0	0	0	0	0
516	Waubonsee	0	0	0	0	0	0	0	0	0
539	Wood	0	0	0	41	0	0	0	0	0
	TOTALS	565	455	191	1,043	79	174	83	6	1,884

*Formerly Belleville Area College

SOURCE OF DATA: Annual Enrollment & Completion Data (A1)

Illinois Community College Board
Table III-3
ANNUAL UNDUPLICATED ENROLLMENT BY ACADEMIC PROGRAM BY COLLEGE
FOR FISCAL YEAR 2000

Dist. No.	District/College	Nuclear Med Tech 12 510905	Med Radiologic Tech 12 510907	Resp Therapy Tech 12 510908	Surg/Op Room Tech 12 510909	Diag Med Sonography 12 510910	Renal Dialysis Tech 12 510911	Comp Tomograpahy 12 510913	MRI 12 510914	Med Lab Tech 12 511004
503	Black Hawk	0	19	24	0	0	0	0	0	1
508	Chicago	(0)	(112)	(46)	(24)	(0)	(34)	(0)	(0)	(70)
	Daley	0	0	0	0	0	0	0	0	0
	Kennedy-King	0	0	0	0	0	0	0	0	0
	Malcolm X	0	55	26	24	0	34	0	0	70
	Olive-Harvey	0	0	20	0	0	0	0	0	0
	Truman	0	0	0	0	0	0	0	0	0
	Washington	0	0	0	0	0	0	0	0	0
	Wilbur Wright	0	57	0	0	0	0	0	0	0
507	Danville	0	35	0	0	0	0	0	0	0
502	DuPage	30	178	104	33	14	0	0	0	0
509	Elgin	0	0	0	49	0	0	0	0	58
512	Harper	0	0	0	5	0	0	0	0	0
540	Heartland	0	0	0	0	0	0	0	0	0
519	Highland	0	0	0	0	0	0	0	0	0
514	Illinois Central	0	100	81	104	0	0	0	0	54
529	Illinois Eastern	(0)	(26)	(0)	(0)	(0)	(0)	(0)	(0)	(0)
	Frontier	0	0	0	0	0	0	0	0	0
	Lincoln Trail	0	0	0	0	0	0	0	0	0
	Olney Central	0	26	0	0	0	0	0	0	0
	Wabash	0	0	0	0	0	0	0	0	0
513	Illinois Valley	0	0	0	0	0	0	0	0	0
525	Joliet	0	0	0	0	0	0	0	0	0
520	Kankakee	0	72	41	0	0	0	0	0	34
501	Kaskaskia	0	42	0	0	0	0	0	0	0
523	Kishwaukee	0	42	0	0	0	0	0	0	0
532	Lake County	0	47	0	0	0	0	0	0	55
517	Lake Land	0	0	0	0	0	0	0	0	0
536	Lewis & Clark	0	0	0	0	0	0	0	0	21
526	Lincoln Land	0	118	46	0	0	0	0	0	0
530	Logan	0	0	0	0	0	0	0	0	25
528	McHenry	0	0	0	0	0	0	0	0	0
524	Moraine Valley	0	74	36	0	0	0	0	0	14
527	Morton	0	0	0	0	0	0	0	0	0
535	Oakton	0	0	0	0	0	0	0	0	17
505	Parkland	0	20	41	15	0	0	0	0	0
515	Prairie State	0	0	0	6	0	0	0	0	0
521	Rend Lake	0	0	0	3	0	0	0	0	16
537	Richland	0	0	0	25	0	0	0	0	0
511	Rock Valley	0	0	76	0	0	0	0	0	0
518	Sandburg	0	80	1	0	15	0	0	0	0
506	Sauk Valley	0	96	0	0	0	0	0	0	16
531	Shawnee	0	0	0	3	0	0	0	0	3
510	South Suburban	0	62	0	0	27	0	0	0	0
533	Southeastern	0	0	0	2	0	0	0	0	6
522	Southwestern*	0	160	49	0	0	0	0	0	42
534	Spoon River	0	0	0	0	0	0	0	0	0
504	Triton	46	99	64	73	77	0	35	50	0
516	Waubonsee	0	0	32	0	0	0	0	0	0
539	Wood	0	19	0	0	0	0	0	0	7
	TOTALS	76	1,401	641	342	133	34	35	50	439

*Formerly Belleville Area College
SOURCE OF DATA: Annual Enrollment & Completion Data (A1)

Illinois Community College Board
Table III-3
ANNUAL UNDUPLICATED ENROLLMENT BY ACADEMIC PROGRAM BY COLLEGE
FOR FISCAL YEAR 2000

Dist. No.	District/College	Alcohol/Drug Counseling 12 511501	Psych/Mntl Hlth Srvcs Tech 12 511502	Dev Disab/ Habilitatn Aide 12 511504	Nursing (RN) 12 511601	Prac Nurse (LPN) 12 511613	Nurse Assistant/Aide 12 511614	Home Health Aide 12 511615	Opticianry 12 511801	Ophthlmc Med Tech 12 511803
503	Black Hawk	0	0	0	401	46	61	0	0	0
508	Chicago	(248)	(12)	(1)	(611)	(762)	(222)	(0)	(0)	(0)
	Daley	0	0	0	144	0	7	0	0	0
	Kennedy-King	13	7	1	113	730	202	0	0	0
	Malcolm X	0	0	0	54	0	5	0	0	0
	Olive-Harvey	0	0	0	117	0	8	0	0	0
	Truman	0	0	0	183	0	0	0	0	0
	Washington	235	5	0	0	0	0	0	0	0
	Wilbur Wright	0	0	0	0	32	0	0	0	0
507	Danville	22	0	0	47	33	93	0	0	0
502	DuPage	174	0	0	711	6	270	0	0	0
509	Elgin	9	0	0	489	1	28	0	0	0
512	Harper	0	0	1	588	31	64	0	0	0
540	Heartland	0	0	0	46	32	27	0	0	0
519	Highland	0	0	0	117	134	67	0	0	0
514	Illinois Central	28	0	0	513	82	70	0	0	0
529	Illinois Eastern	(0)	(0)	(0)	(166)	(56)	(121)	(0)	(0)	(0)
	Frontier	0	0	0	15	14	46	0	0	0
	Lincoln Trail	0	0	0	82	0	33	0	0	0
	Olney Central	0	0	0	44	0	17	0	0	0
	Wabash	0	0	0	25	42	25	0	0	0
513	Illinois Valley	0	0	0	117	37	65	0	0	0
525	Joliet	0	0	0	346	0	135	0	0	0
520	Kankakee	0	0	0	289	182	25	0	0	0
501	Kaskaskia	0	0	0	197	51	45	0	0	0
523	Kishwaukee	0	0	0	96	1	44	0	0	0
532	Lake County	93	0	0	193	0	4	0	0	0
517	Lake Land	0	0	0	186	105	19	0	0	0
536	Lewis & Clark	0	0	0	171	24	124	0	0	0
526	Lincoln Land	0	0	0	442	11	61	0	0	0
530	Logan	0	0	0	112	161	81	0	0	0
528	McHenry	0	0	4	0	0	110	14	10	0
524	Moraine Valley	135	0	0	198	0	0	0	0	0
527	Morton	0	0	0	113	0	16	0	0	0
535	Oakton	41	0	0	280	0	55	0	0	0
505	Parkland	0	0	0	167	54	35	0	0	0
515	Prairie State	91	31	0	390	0	58	0	0	0
521	Rend Lake	0	0	0	76	99	96	0	0	0
537	Richland	0	0	0	60	0	0	0	0	0
511	Rock Valley	1	0	0	337	12	255	0	0	0
518	Sandburg	1	0	0	161	126	101	0	0	0
506	Sauk Valley	0	0	0	135	62	34	0	0	0
531	Shawnee	41	0	0	47	66	107	0	0	0
510	South Suburban	10	0	0	187	82	119	0	0	0
533	Southeastern	0	60	0	92	140	33	0	0	0
522	Southwestern*	0	0	0	475	0	91	0	0	0
534	Spoon River	0	0	0	84	5	73	0	0	0
504	Triton	92	0	0	441	243	190	0	0	51
516	Waubonsee	26	0	0	368	0	68	0	0	0
539	Wood	0	0	0	69	66	82	0	0	0
	TOTALS	1,012	103	6	9,518	2,710	3,149	14	10	51

*Formerly Belleville Area College
SOURCE OF DATA: Annual Enrollment & Completion Data (A1)

Illinois Community College Board
Table III-3
ANNUAL UNDUPLICATED ENROLLMENT BY ACADEMIC PROGRAM BY COLLEGE
FOR FISCAL YEAR 2000

Dist. No.	District/College	Med Lab Aide/ Phleb 12 512602	Therap Rec Asstg 12 512604	Allied Hlth Enrollees 12 519999	Business, General 12 520101	Bus Adm/Mgmt, Gen 12 520201	Pur/Proc/Cont Mgmt 12 520202	Logistics Mgmt 12 520203	Ofc Superv/Mgmt 12 520204	Operations Mgmt 12 520205
503	Black Hawk	0	0	0	0	72	0	0	9	0
508	Chicago	(0)	(0)	(0)	(0)	(76)	(0)	(2)	(0)	(0)
	Daley	0	0	0	0	23	0	2	0	0
	Kennedy-King	0	0	0	0	8	0	0	0	0
	Malcolm X	0	0	0	0	0	0	0	0	0
	Olive-Harvey	0	0	0	0	17	0	0	0	0
	Truman	0	0	0	0	10	0	0	0	0
	Washington	0	0	0	0	0	0	0	0	0
	Wilbur Wright	0	0	0	0	18	0	0	0	0
507	Danville	0	0	49	0	0	0	0	20	0
502	DuPage	0	0	0	0	322	0	0	15	0
509	Elgin	0	0	63	0	228	0	0	6	0
512	Harper	0	0	0	0	46	0	0	0	0
540	Heartland	0	0	0	0	0	0	2	0	0
519	Highland	0	0	0	0	67	0	0	1	0
514	Illinois Central	0	0	106	0	389	0	5	5	0
529	Illinois Eastern	(0)	(0)	(27)	(0)	(44)	(0)	(0)	(0)	(0)
	Frontier	0	0	0	0	0	0	0	0	0
	Lincoln Trail	0	0	23	0	44	0	0	0	0
	Olney Central	0	0	2	0	0	0	0	0	0
	Wabash	0	0	2	0	0	0	0	0	0
513	Illinois Valley	0	0	236	0	102	0	0	0	0
525	Joliet	0	0	564	0	0	0	0	0	54
520	Kankakee	0	0	226	0	196	0	0	0	0
501	Kaskaskia	0	0	64	0	206	0	0	2	0
523	Kishwaukee	0	0	20	0	25	0	1	0	8
532	Lake County	0	0	843	0	381	0	0	0	0
517	Lake Land	0	0	0	0	251	0	0	10	0
536	Lewis & Clark	0	0	18	0	73	0	0	0	0
526	Lincoln Land	0	0	0	0	133	0	0	7	0
530	Logan	0	0	836	0	0	0	0	20	0
528	McHenry	0	0	61	0	171	0	0	0	152
524	Moraine Valley	115	59	164	7	798	0	0	0	0
527	Morton	0	0	0	0	13	0	0	0	0
535	Oakton	14	0	0	0	2	0	7	13	84
505	Parkland	0	0	614	0	190	0	5	0	0
515	Prairie State	0	0	0	0	0	0	11	0	62
521	Rend Lake	0	0	107	0	170	0	0	0	0
537	Richland	0	0	101	0	183	0	1	0	1
511	Rock Valley	0	0	0	0	398	0	24	2	0
518	Sandburg	0	0	0	0	5	96	0	0	0
506	Sauk Valley	0	0	0	0	84	0	0	0	0
531	Shawnee	0	0	0	0	22	0	0	0	0
510	South Suburban	0	0	1,023	0	0	0	6	101	0
533	Southeastern	0	0	0	0	105	0	0	0	0
522	Southwestern*	0	0	234	0	289	0	0	0	0
534	Spoon River	0	0	1	0	0	0	0	0	0
504	Triton	0	1	80	0	330	0	0	0	4
516	Waubonsee	0	0	107	0	44	0	90	0	12
539	Wood	0	0	55	0	114	0	0	0	0
	TOTALS	129	60	5,599	7	5,529	96	154	211	377

*Formerly Belleville Area College
SOURCE OF DATA: Annual Enrollment & Completion Data (A1)

Illinois Community College Board

Table III-3

ANNUAL UNDUPLICATED ENROLLMENT BY ACADEMIC PROGRAM BY COLLEGE

FOR FISCAL YEAR 2000

Dist. No.	District/College	Accounting 12 520301	Accounting Tech 12 520302	Admin Asst/Sec Sci, Gen 12 520401	Exec Asst/Secretary 12 520402	Legal Admin Asst/Sec 12 520403	Med Admin Asst/Sec 12 520404	Court Reporter 12 520405	Info Proc/Data Entry Tech 12 520407	Gen Ofc/Clerical/Typg Srvcs 12 520408
503	Black Hawk	0	118	67	2	11	3	0	169	0
508	Chicago	(0)	(471)	(63)	(0)	(0)	(26)	(0)	(272)	(55)
	Daley	0	84	2	0	0	26	0	242	0
	Kennedy-King	0	43	4	0	0	0	0	29	6
	Malcolm X	0	64	35	0	0	0	0	0	0
	Olive-Harvey	0	65	22	0	0	0	0	0	0
	Truman	0	66	0	0	0	0	0	1	0
	Washington	0	99	0	0	0	0	0	0	0
	Wilbur Wright	0	50	0	0	0	0	0	0	49
507	Danville	0	96	18	56	0	53	0	34	0
502	DuPage	0	427	241	0	20	0	0	0	0
509	Elgin	0	186	48	107	14	6	0	6	1
512	Harper	0	385	41	67	13	6	0	0	7
540	Heartland	0	0	37	0	0	0	0	65	0
519	Highland	0	63	58	0	0	0	0	0	13
514	Illinois Central	0	206	94	2	0	42	12	8	38
529	Illinois Eastern	(0)	(44)	(76)	(7)	(0)	(25)	(13)	(245)	(0)
	Frontier	0	6	13	0	0	0	2	72	0
	Lincoln Trail	0	0	20	7	0	1	0	59	0
	Olney Central	0	36	36	0	0	24	4	61	0
	Wabash	0	2	7	0	0	0	7	53	0
513	Illinois Valley	0	76	0	0	0	0	0	167	35
525	Joliet	0	112	135	0	27	0	0	493	3
520	Kankakee	0	107	107	0	33	40	0	56	0
501	Kaskaskia	0	61	0	37	0	0	0	0	8
523	Kishwaukee	0	10	59	0	2	0	0	2	29
532	Lake County	3	205	230	0	0	4	0	100	0
517	Lake Land	0	106	70	0	22	51	0	256	18
536	Lewis & Clark	0	72	51	0	25	48	0	0	28
526	Lincoln Land	0	69	43	7	2	9	0	132	32
530	Logan	0	103	2	24	20	21	0	0	12
528	McHenry	0	90	84	0	10	0	0	51	0
524	Moraine Valley	0	53	803	14	12	0	0	0	0
527	Morton	0	8	15	0	0	4	0	15	2
535	Oakton	0	247	162	37	0	0	0	0	0
505	Parkland	0	145	18	74	10	13	0	20	0
515	Prairie State	0	46	96	0	0	0	0	116	0
521	Rend Lake	0	0	86	0	9	33	0	68	0
537	Richland	0	0	226	0	0	0	0	146	0
511	Rock Valley	0	189	106	0	13	37	0	73	1
518	Sandburg	0	65	72	0	7	27	0	20	15
506	Sauk Valley	0	72	39	0	13	22	0	45	10
531	Shawnee	0	36	4	19	12	33	0	2	11
510	South Suburban	0	140	36	84	0	0	132	13	6
533	Southeastern	0	0	40	0	0	0	0	65	28
522	Southwestern*	0	111	168	0	32	23	0	935	0
534	Spoon River	0	1	76	0	0	0	0	0	12
504	Triton	0	157	102	106	2	0	140	0	1
516	Waubonsee	0	182	48	31	10	9	0	113	27
539	Wood	0	34	72	10	6	21	0	5	9
	TOTALS	3	4,493	3,693	684	325	556	297	3,692	401

*Formerly Belleville Area College

SOURCE OF DATA: Annual Enrollment & Completion Data (A1)

Illinois Community College Board

Table III-3

ANNUAL UNDUPLICATED ENROLLMENT BY ACADEMIC PROGRAM BY COLLEGE

FOR FISCAL YEAR 2000

Dist. No.	District/College	Business Comm 12 520501	Enterprise Mgmt/Oper, Gen 12 520701	Finance, General 12 520801	Banking/Fin Support Srvcs 12 520803	Investmnt/Securities 12 520807	Hotel/Motel/Restaur Mgmt 12 520902	Human Resources Mgmt 12 521001	Internat'l Business 12 521101	MIS/Bus Data Proc 12 521201
503	Black Hawk	0	0	0	49	0	2	0	2	0
508	Chicago	(0)	(0)	(0)	(6)	(0)	(12)	(0)	(0)	(0)
	Daley	0	0	0	0	0	0	0	0	0
	Kennedy-King	0	0	0	0	0	0	0	0	0
	Malcolm X	0	0	0	0	0	0	0	0	0
	Olive-Harvey	0	0	0	0	0	0	0	0	0
	Truman	0	0	0	0	0	0	0	0	0
	Washington	0	0	0	6	0	12	0	0	0
	Wilbur Wright	0	0	0	0	0	0	0	0	0
507	Danville	0	0	0	0	0	0	0	0	0
502	DuPage	0	0	0	0	0	75	0	0	0
509	Elgin	0	0	0	0	0	0	0	0	0
512	Harper	0	10	0	114	0	19	38	53	0
540	Heartland	0	14	0	0	0	0	0	0	50
519	Highland	0	0	0	0	0	0	5	0	0
514	Illinois Central	0	0	0	38	0	0	0	0	0
529	Illinois Eastern	(0)	(0)	(0)	(1)	(0)	(0)	(0)	(0)	(0)
	Frontier	0	0	0	0	0	0	0	0	0
	Lincoln Trail	0	0	0	1	0	0	0	0	0
	Olney Central	0	0	0	0	0	0	0	0	0
	Wabash	0	0	0	0	0	0	0	0	0
513	Illinois Valley	0	0	0	0	0	0	0	0	0
525	Joliet	0	0	14	0	0	0	30	0	0
520	Kankakee	0	0	0	0	0	0	0	0	0
501	Kaskaskia	0	0	0	0	0	0	0	0	0
523	Kishwaukee	0	0	0	0	0	0	0	0	0
532	Lake County	0	0	0	0	0	0	0	0	0
517	Lake Land	0	0	0	0	0	0	0	0	0
536	Lewis & Clark	0	0	0	0	0	12	0	0	0
526	Lincoln Land	0	0	0	0	0	39	0	0	0
530	Logan	0	0	0	5	0	0	0	0	0
528	McHenry	0	6	0	0	0	0	0	1	0
524	Moraine Valley	0	50	0	0	0	0	33	0	0
527	Morton	0	0	0	0	0	0	0	0	0
535	Oakton	0	0	0	41	44	96	0	0	0
505	Parkland	0	16	0	3	0	35	0	6	31
515	Prairie State	0	23	0	16	0	2	0	0	0
521	Rend Lake	0	13	0	0	0	0	0	0	0
537	Richland	0	0	0	0	0	0	0	0	0
511	Rock Valley	0	34	0	50	0	1	0	2	0
518	Sandburg	0	0	0	0	0	0	27	0	0
506	Sauk Valley	0	0	0	5	0	0	0	0	0
531	Shawnee	0	0	0	0	0	0	0	0	0
510	South Suburban	0	53	0	40	0	0	0	0	0
533	Southeastern	0	0	0	0	0	0	0	0	0
522	Southwestern*	0	49	0	25	0	0	0	0	0
534	Spoon River	0	0	0	0	0	0	0	0	0
504	Triton	0	5	0	0	0	52	0	0	0
516	Waubonsee	1	36	0	62	0	0	0	0	0
539	Wood	0	0	0	0	0	0	0	0	0
	TOTALS	1	309	14	455	44	345	133	64	81

*Formerly Belleville Area College

SOURCE OF DATA: Annual Enrollment & Completion Data (A1)

Illinois Community College Board
Table III-3
ANNUAL UNDUPLICATED ENROLLMENT BY ACADEMIC PROGRAM BY COLLEGE
FOR FISCAL YEAR 2000

Dist. No.	District/College	Bus Comp Programming 12 521202	Bus Systems Analy/Dsgn 12 521203	Bus Sys Netwrkg/Telecom 12 521204	Bus Comp Facilities Op 12 521205	Bus Mrktg/Mgmt 12 521401	Intern'l Bus Mrktg 12 521403	Real Estate 12 521501	Bus/Admin Srvcs Enrollees 12 529999	General Studies
503	Black Hawk	162	0	38	24	0	0	0	0	178
508	Chicago	(1,361)	(0)	(1)	(0)	(0)	(0)	(1)	(3,406)	(343)
	Daley	294	0	0	0	0	0	0	620	8
	Kennedy-King	224	0	0	0	0	0	1	1,389	59
	Malcolm X	231	0	0	0	0	0	0	447	65
	Olive-Harvey	177	0	1	0	0	0	0	137	140
	Truman	233	0	0	0	0	0	0	78	27
	Washington	152	0	0	0	0	0	0	211	37
	Wilbur Wright	50	0	0	0	0	0	0	524	7
507	Danville	180	0	0	31	0	0	14	85	0
502	DuPage	1,014	0	0	17	0	0	101	0	13,879
509	Elgin	568	0	35	2	0	0	40	211	0
512	Harper	1,660	0	0	21	0	0	49	43	2,163
540	Heartland	77	0	60	0	0	0	0	0	0
519	Highland	57	0	0	0	0	0	0	130	638
514	Illinois Central	309	0	384	6	0	0	51	791	251
529	Illinois Eastern	(0)	(66)	(0)	(0)	(0)	(0)	(0)	(232)	(0)
	Frontier	0	0	0	0	0	0	0	121	0
	Lincoln Trail	0	50	0	0	0	0	0	19	0
	Olney Central	0	12	0	0	0	0	0	70	0
	Wabash	0	4	0	0	0	0	0	22	0
513	Illinois Valley	48	0	61	1	0	0	0	759	612
525	Joliet	143	0	119	0	0	0	20	99	322
520	Kankakee	197	0	0	0	0	0	0	206	605
501	Kaskaskia	86	0	0	0	0	0	0	702	4
523	Kishwaukee	21	0	0	0	0	0	1	277	165
532	Lake County	534	0	145	16	0	0	43	1,260	476
517	Lake Land	123	0	156	34	0	0	0	0	0
536	Lewis & Clark	231	0	90	0	0	0	0	1,902	206
526	Lincoln Land	282	0	202	0	0	0	22	0	11
530	Logan	156	0	0	0	0	0	89	90	0
528	McHenry	328	0	40	0	0	0	49	923	0
524	Moraine Valley	459	0	123	0	0	0	0	1,396	0
527	Morton	20	0	0	0	0	0	1	0	26
535	Oakton	1,013	0	600	0	142	7	140	74	144
505	Parkland	404	0	210	0	0	0	0	1,034	0
515	Prairie State	435	0	0	31	0	0	49	0	2
521	Rend Lake	0	0	0	0	0	0	0	129	0
537	Richland	177	0	0	0	0	0	0	144	173
511	Rock Valley	350	0	1	0	0	0	1	0	4
518	Sandburg	122	0	0	0	0	0	20	0	1
506	Sauk Valley	95	0	0	15	0	0	0	0	0
531	Shawnee	103	0	6	0	0	0	0	0	293
510	South Suburban	388	0	22	0	0	0	17	7	12
533	Southeastern	58	0	0	0	0	0	21	0	198
522	Southwestern*	167	0	13	3	0	0	37	1,200	0
534	Spoon River	42	0	48	0	0	0	0	103	0
504	Triton	382	0	33	47	0	0	28	874	0
516	Waubonsee	181	0	126	0	0	0	57	920	729
539	Wood	11	0	0	0	0	0	0	10	1,122
	TOTALS	11,944	66	2,513	248	142	7	851	17,007	22,557

*Formerly Belleville Area College
SOURCE OF DATA: Annual Enrollment & Completion Data (A1)

Illinois Community College Board
Table III-3
ANNUAL UNDUPLICATED ENROLLMENT BY ACADEMIC PROGRAM BY COLLEGE
FOR FISCAL YEAR 2000

Dist. No.	District/College	Vocational	Adult Basic Education	Adult Secondary Education	English as a Second Language	Total
503	Black Hawk	2,232	1,575	649	1	13,143
508	Chicago	(11,771)	(20,635)	(1,884)	(34,707)	(122,663)
	Daley	1,320	1,750	127	4,644	15,854
	Kennedy-King	1,382	3,499	278	1,188	12,366
	Malcolm X	1,026	6,617	470	4,462	16,959
	Olive-Harvey	1,205	3,074	258	1,260	12,223
	Truman	1,219	3,072	251	17,027	29,113
	Washington	3,285	194	196	25	16,701
	Wilbur Wright	2,334	2,429	304	6,101	19,447
507	Danville	682	255	109	40	4,625
502	DuPage	3,925	402	1,041	4,852	52,754
509	Elgin	568	586	258	3,664	17,832
512	Harper	0	1,240	174	2,214	24,353
540	Heartland	2,766	143	0	13	6,259
519	Highland	1,844	399	279	138	6,466
514	Illinois Central	41	351	381	79	18,981
529	Illinois Eastern	(4,220)	(259)	(318)	(44)	(24,160)
	Frontier	3,617	58	226	13	6,209
	Lincoln Trail	2	102	1	0	2,109
	Olney Central	33	75	45	0	2,332
	Wabash	568	24	46	31	13,554
513	Illinois Valley	1	219	413	124	7,188
525	Joliet	114	799	638	949	18,690
520	Kankakee	1,703	868	316	327	9,066
501	Kaskaskia	0	172	183	39	5,651
523	Kishwaukee	21	211	296	608	6,381
532	Lake County	253	408	600	2,829	25,239
517	Lake Land	3,052	235	306	46	12,721
536	Lewis & Clark	493	203	357	30	10,451
526	Lincoln Land	4,073	418	368	172	19,061
530	Logan	1,673	429	473	7	10,841
528	McHenry	0	278	411	1,692	10,883
524	Moraine Valley	1,259	342	1,325	1,621	25,585
527	Morton	141	829	24	2,110	7,180
535	Oakton	6,376	1,091	340	2,836	27,925
505	Parkland	802	557	437	121	14,565
515	Prairie State	297	741	339	758	10,782
521	Rend Lake	5,437	43	321	0	11,344
537	Richland	1,734	406	73	0	7,266
511	Rock Valley	3,375	3	0	0	14,812
518	Sandburg	1,849	46	442	44	6,457
506	Sauk Valley	717	51	134	33	4,330
531	Shawnee	1,900	81	275	18	5,162
510	South Suburban	3,097	749	696	943	14,873
533	Southeastern	1,218	228	86	0	6,130
522	Southwestern*	89	1,179	1,331	0	23,287
534	Spoon River	957	331	146	11	4,126
504	Triton	15,113	471	791	3,367	37,250
516	Waubonsee	628	1,032	1,023	3,212	15,794
539	Wood	9	211	190	43	4,356
	TOTALS	84,430	38,476	17,427	67,692	668,676

*Formerly Belleville Area College
SOURCE OF DATA: Annual Enrollment & Completion Data (A1)

Illinois Community College Board
Table III-4
SUMMARY OF ANNUAL UNDUPLICATED HEADCOUNT ENROLLMENT BY AGE
FOR FISCAL YEAR 2000

Dist. No.	District/College	Mean Age	Median Age	16 & Under	17-20	21-24	25-30	31-39	40-55	Over 55	Unknown
503	Black Hawk	30.56	25.25	47	3,611	2,705	1,897	1,893	2,253	624	113
508	Chicago	(31.22)	(27.59)	(387)	(22,803)	(25,307)	(25,728)	(23,496)	(19,190)	(5,694)	(58)
	Daley	29.01	25.67	73	3,679	3,722	3,191	2,800	2,045	341	3
	Kennedy-King	31.22	27.58	35	2,714	2,351	2,347	2,261	2,059	588	11
	Malcolm X	31.19	28.17	49	3,214	3,311	3,390	3,564	2,761	661	9
	Olive-Harvey	29.75	25.08	129	3,559	2,348	1,971	1,887	1,737	583	9
	Truman	33.62	29.58	71	3,594	5,361	6,880	6,120	4,653	2,432	2
	Washington	31.92	29.00	6	2,071	3,455	3,993	3,562	2,995	600	19
	Wilbur Wright	29.80	26.08	24	3,972	4,759	3,956	3,302	2,940	489	5
507	Danville	30.99	25.92	13	1,262	786	583	633	857	214	277
502	DuPage	32.76	27.08	76	11,642	11,295	7,867	7,696	9,472	4,256	450
509	Elgin	29.45	25.42	234	4,363	3,894	3,137	2,931	2,647	524	102
512	Harper	28.87	24.75	24	6,259	6,024	4,280	3,786	3,381	536	63
540	Heartland	27.49	23.42	6	1,467	2,195	999	775	716	87	14
519	Highland	36.22	33.42	13	1,348	848	737	1,059	1,643	763	55
514	Illinois Central	29.49	24.83	53	5,260	4,186	2,975	2,770	3,071	544	122
529	Illinois Eastern	(38.49)	(37.35)	(942)	(3,459)	(1833)	(2,349)	(3,956)	(8,730)	(2,916)	(19)
	Frontier	33.89	30.92	860	1,269	417	554	944	1,496	660	9
	Lincoln Trail	33.43	28.50	14	527	350	272	345	410	191	0
	Olney Central	31.63	25.50	36	784	316	235	325	468	167	1
	Wabash	42.45	43.58	32	879	750	1,288	2,342	6,356	1,898	9
513	Illinois Valley	31.70	26.83	25	1,941	1,202	939	1,043	1,455	398	185
525	Joliet	30.39	25.58	59	5,292	3,646	2,471	2,944	3,666	602	10
520	Kankakee	31.19	26.75	214	2,284	1,444	1,209	1,379	1,747	458	331
501	Kaskaskia	31.01	26.92	11	1,532	976	826	965	1,115	219	7
523	Kishwaukee	27.48	23.17	30	1,813	1,928	951	795	746	111	7
532	Lake County	30.73	27.08	28	5,615	5,298	4,355	4,573	4,566	801	3
517	Lake Land	30.85	27.50	48	2,870	2,455	2,152	2,447	2,359	389	1
536	Lewis & Clark	26.99	21.25	1,005	3,903	1,558	1,071	1,037	1,264	389	224
526	Lincoln Land	34.26	32.25	30	3,107	2,322	2,115	3,029	4,464	925	3,069
530	Logan	33.60	27.17	66	2,318	2,300	1,501	1,365	2,015	1,190	86
528	McHenry	30.20	25.67	52	2,952	2,208	1,443	1,848	2,013	328	39
524	Moraine Valley	29.62	24.58	28	7,038	5,780	3,389	3,760	4,364	717	509
527	Morton	29.56	25.92	10	1,627	1,642	1,439	1,272	936	228	26
535	Oakton	34.90	32.17	23	4,519	5,031	3,808	5,579	6,840	2,100	25
505	Parkland	29.01	23.75	44	3,792	4,066	2,131	1,977	2,019	492	44
515	Prairie State	32.04	27.50	25	2,590	2,058	1,473	1,720	2,149	638	129
521	Rend Lake	38.30	37.42	81	1,513	1,149	1,451	2,070	3,714	1,366	0
537	Richland	32.03	28.50	26	1,485	1,088	908	1,078	1,363	307	1,011
511	Rock Valley	30.87	26.75	23	3,574	3,023	2,356	2,577	2,659	592	8
518	Sandburg	33.43	28.88	33	1,430	1,085	847	1,039	1,303	544	176
506	Sauk Valley	31.16	25.92	19	1,202	848	550	672	803	229	7
531	Shawnee	33.43	29.92	81	1,345	661	585	786	1,301	393	10
510	South Suburban	32.39	28.67	88	3,202	2,704	2,092	2,570	3,189	836	192
533	Southeastern	32.34	27.92	101	1,563	934	869	1,054	1,070	482	57
522	Southwestern*	30.88	26.58	69	5,699	4,779	3,528	3,804	4,453	919	36
534	Spoon River	30.65	23.17	16	1,260	1,050	431	452	569	345	3
504	Triton	31.91	28.25	83	5,082	4,703	4,339	4,489	4,992	1,154	12,408
516	Waubonsee	29.72	25.92	201	4,077	3,165	2,709	2,624	2,553	464	1
539	Wood	29.56	24.17	31	1,349	909	573	597	735	156	6
	TOTALS	31.58	27.25	4,345	147,448	129,085	103,063	108,540	122,382	33,930	19,883

*Formerly Belleville Area College
SOURCE OF DATA: Annual Enrollment & Completion Data (A1)

Illinois Community College Board
Table III-5
SUMMARY OF ANNUAL UNDUPLICATED HEADCOUNT ENROLLMENT BY ETHNIC ORIGIN
FOR FISCAL YEAR 2000

Dist. No.	District/College	Asian or Pacific Islander	American Indian or Alaskan	Black Non-Hispanic	Hispanic	White Non-Hispanic	Non-Resident Alien	All Other or No Indication	Total
503	Black Hawk	161	53	1,157	1,444	10,328	0	0	13,143
508	Chicago	(8,911)	(654)	(45,073)	(43,605)	(22,824)	(0)	(1,596)	(122,663)
	Daley	297	56	3,429	8,828	3,072	0	172	15,854
	Kennedy-King	286	70	10,377	1,320	279	0	34	12,366
	Malcolm X	1,118	95	9,429	5,103	1,072	0	142	16,959
	Olive-Harvey	62	80	9,629	2,216	192	0	44	12,223
	Truman	3,496	140	3,395	14,275	7,278	0	529	29,113
	Washington	2,454	136	7,262	2,839	3,552	0	458	16,701
	Wilbur Wright	1,198	77	1,552	9,024	7,379	0	217	19,447
507	Danville	39	4	419	109	4,050	4	0	4,625
502	DuPage	6,117	84	1,862	5,045	37,770	10	1,866	52,754
509	Elgin	748	34	656	5,248	11,094	41	11	17,832
512	Harper	3,206	53	746	3,832	16,337	170	9	24,353
540	Heartland	139	22	479	124	5,478	16	1	6,259
519	Highland	56	13	511	148	5,732	6	0	6,466
514	Illinois Central	390	66	1,758	327	16,407	33	0	18,981
529	Illinois Eastern	(116)	(45)	(370)	(226)	(23,429)	(18)	(0)	(24,204)
	Frontier	27	3	4	15	6,160	0	0	6,209
	Lincoln Trail	21	3	225	53	1,805	2	0	2,109
	Olney Central	10	2	14	12	2,291	3	0	2,332
	Wabash	58	37	127	146	13,173	13	0	13,554
513	Illinois Valley	108	15	151	506	6,405	3	0	7,188
525	Joliet	336	39	1,487	2,076	14,669	83	0	18,690
520	Kankakee	81	31	1,213	518	7,217	6	0	9,066
501	Kaskaskia	27	18	484	113	5,005	4	0	5,651
523	Kishwaukee	262	22	661	977	4,448	11	0	6,381
532	Lake County	1,173	94	2,195	3,759	15,558	2,460	0	25,239
517	Lake Land	105	69	1,468	353	10,689	37	0	12,721
536	Lewis & Clark	41	29	607	80	9,641	53	0	10,451
526	Lincoln Land	202	20	819	232	17,705	83	0	19,061
530	Logan	176	50	941	152	9,517	5	0	10,841
528	McHenry	167	25	43	1,904	8,682	62	0	10,883
524	Moraine Valley	367	107	2,113	1,500	19,589	1,909	0	25,585
527	Morton	131	3	99	4,494	2,305	148	0	7,180
535	Oakton	4,107	56	994	2,036	20,732	0	0	27,925
505	Parkland	708	52	1,935	435	10,884	551	0	14,565
515	Prairie State	140	45	3,324	1,288	4,456	16	1,513	10,782
521	Rend Lake	85	29	600	224	10,398	8	0	11,344
537	Richland	74	36	772	89	6,289	6	0	7,266
511	Rock Valley	381	58	1,283	1,263	11,793	34	0	14,812
518	Sandburg	50	18	368	182	5,820	19	0	6,457
506	Sauk Valley	38	23	95	273	3,900	1	0	4,330
531	Shawnee	45	8	708	81	4,320	0	0	5,162
510	South Suburban	158	33	6,520	1,877	6,131	154	0	14,873
533	Southeastern	22	35	1,389	220	4,457	7	0	6,130
522	Southwestern*	427	108	3,712	495	18,519	26	0	23,287
534	Spoon River	92	9	177	43	3,792	13	0	4,126
504	Triton	1,049	86	4,555	5,491	26,008	61	0	37,250
516	Waubonsee	283	76	870	5,366	9,189	10	0	15,794
539	Wood	26	10	148	41	4,116	15	0	4,356
	TOTALS	30,744	2,232	92,762	96,176	435,683	6,083	4,996	668,676

*Formerly Belleville Area College
SOURCE OF DATA: Annual Enrollment & Completion Data (A1)

Illinois Community College Board
Table III-6
HIGHEST DEGREE PREVIOUSLY EARNED FOR FISCAL YEAR 2000
ILLINOIS PUBLIC COMMUNITY COLLEGE STUDENTS

Dist. No.	District/College	GED	High School Diploma	Some College	Certificate	Assoc Degree	Bach Degree	Masters Degree	1st Prof* Degree	Doctoral Degree	Unknown/ Other	Total
503	Black Hawk	977	4,683	1,396	309	500	620	180	8	14	4,456	13,143
508	Chicago	(6,842)	(50,940)	(0)	(0)	(170)	(464)	(97)	(1)	(8)	(64,141)	(122,663)
	Daley	1,264	7,643	0	0	9	44	10	0	2	6,882	15,854
	Kennedy-King	1,083	4,298	0	0	10	29	8	0	0	6,938	12,366
	Malcolm X	706	3,468	0	0	16	42	1	0	0	12,726	16,959
	Olive-Harvey	714	4,068	0	0	2	12	2	0	0	7,425	12,223
	Truman	1,013	9,183	0	0	4	19	3	0	1	18,890	29,113
	Washington	1,004	11,340	0	0	107	237	57	0	4	3,952	16,701
	Wright	1,058	10,940	0	0	22	81	16	1	1	7,328	19,447
507	Danville	328	2,308	0	97	148	110	19	4	2	1,609	4,625
502	DuPage	877	21,381	11,897	273	1,581	6,789	2,349	228	316	7,063	52,754
509	Elgin	408	5,532	2,861	440	1,479	666	154	26	15	6,251	17,832
512	Harper	717	17,217	0	39	233	1,364	312	0	0	4,471	24,353
540	Heartland	112	653	1,300	18	138	240	41	1	10	3,746	6,259
519	Highland	181	2,986	442	146	517	391	118	8	26	1,651	6,466
514	Illinois Central	978	8,675	2,978	672	2,338	1,157	325	10	28	1,820	18,981
529	Illinois Eastern	(117)	(1,237)	(0)	(422)	(805)	(316)	(43)	(21)	(3)	(21,240)	(24,204)
	Frontier	1	6	0	44	140	27	5	0	1	5,985	6,209
	Lincoln Trail	0	18	0	5	21	6	3	0	0	2,056	2,109
	Olney Central	0	16	0	6	27	4	2	0	0	2,277	2,332
	Wabash Valley	116	1,197	0	367	617	279	33	21	2	10,922	13,554
513	Illinois Valley	0	0	0	241	273	280	104	10	20	6,259	7,187
525	Joliet	371	10,809	0	0	24	65	9	0	1	7,411	18,690
520	Kankakee	441	3,706	1	421	324	294	95	2	9	3,773	9,066
501	Kaskaskia	57	471	0	0	0	0		0	0	5,123	5,651
523	Kishwaukee	9	497	3,651	94	293	197	59	2	8	1,571	6,381
532	Lake County	840	16,040	0	857	595	1,890	613	166	100	4,138	25,239
517	Lake Land	1,927	6,299	0	1,283	1,540	648	97	39	18	870	12,721
536	Lewis & Clark	212	2,160	3,159	186	277	222	50	6	7	4,172	10,451
526	Lincoln Land	323	12,488	1,618	146	296	360	83	0	17	3,730	19,061
530	Logan	1	6,495	2,084	120	444	6	1	0	0	1,690	10,841
528	McHenry	342	3,727	1,540	659	1,085	566	0	12	22	2,768	10,721
524	Moraine Valley	610	11,412	5,703	238	578	845	191	17	41	5,950	25,585
527	Morton	121	1,929	282	48	74	72	27	3	0	4,624	7,180
535	Oakton	0	0	5,091	357	564	2,244	739	0	106	18,824	27,925
505	Parkland	567	6,659	6	171	483	971	343	27	62	5,276	14,565
515	Prairie State	288	3,085	1,514	214	177	283	102	3	15	5,101	10,782
521	Rend Lake	1,132	5,995	407	368	928	1,124	369	33	63	925	11,344
537	Richland	173	4,065	0	11	53	11	2	0	0	2,951	7,266
511	Rock Valley	632	6,595	1,672	198	454	333	61	2	6	4,859	14,812
518	Sandburg	105	399	2	0	148	113	37	0	2	5,651	6,457
506	Sauk Valley	214	2,502	334	168	230	114	55	7	12	694	4,330
531	Shawnee	400	3,095	111	108	149	201	90	9	9	990	5,162
510	South Suburban	134	5,460	3,580	133	298	498	166	5	16	4,583	14,873
533	Southeastern	1,155	2,343	349	158	217	218	93	11	14	1,572	6,130
522	Southwestern**	948	7,304	7,717	1,023	1,668	1,132	392	45	31	3,027	23,287
534	Spoon River	141	1,604	205	30	71	74	25	4	7	1,965	4,126
504	Triton	612	9,431	0	854	1,601	0	0	0	0	24,752	37,250
516	Waubonsee	469	6,874	0	328	619	921	248	28	31	6,276	15,794
539	Wood	194	1,640	1,258	212	205	178	39	6	8	616	4,356
	TOTALS	23,955	258,696	61,159	11,042	21,577	25,977	7,890	744	1,047	256,572	668,676

*Dental, Law, Medical, Pharmacy, Theology, Veterinary, etc.
**Formerly Belleville Area College

SOURCE OF DATA: A1 Submission

Illinois Community College Board
Table III-7
SUMMARY OF TRANSFER AND GENERAL STUDIES DEGREES AND CERTIFICATES
AWARDED IN FISCAL YEAR 2000

Dist. No.	District/College	Associate in Arts	Associate in Science	Associate in Arts and Science	Associate in Engineering Science	Associate in Fine Arts	Associate in Liberal Studies & General Ed	Gen Studies Certificates	Grand Total Graduates in Transfer and General Studies Areas
503	Black Hawk	273	64	0	0	0	11	0	348
508	Chicago	(809)	(132)	(0)	(1)	(0)	(307)	(0)	(1,249)
	Daley	160	30	0	0	0	3	0	193
	Kennedy-King	63	10	0	0	0	48	0	121
	Malcolm X	51	13	0	0	0	11	0	75
	Olive-Harvey	125	9	0	0	0	12	0	146
	Truman	82	26	0	0	0	34	0	142
	Washington	144	10	0	1	0	146	0	301
	Wilbur Wright	184	34	0	0	0	53	0	271
507	Danville	60	59	17	3	0	0	0	139
502	DuPage	773	135	0	6	0	97	0	1,011
509	Elgin	276	185	0	2	1	9	0	473
512	Harper	624	30	0	3	7	0	0	664
540	Heartland	260	50	0	0	0	0	0	310
519	Highland	72	93	0	6	0	9	0	180
514	Illinois Central	0	0	561	16	0	97	0	674
529	Illinois Eastern	(29)	(384)	(0)	(0)	(1)	(80)	(0)	(494)
	Frontier	2	62	0	0	0	6	0	70
	Lincoln Trail	10	86	0	0	0	51	0	147
	Olney Central	10	127	0	0	1	7	0	145
	Wabash	7	109	0	0	0	16	0	132
513	Illinois Valley	171	81	0	2	0	46	0	300
525	Joliet	296	65	0	0	0	20	0	381
520	Kankakee	64	48	0	2	4	37	0	155
501	Kaskaskia	202	25	0	0	0	13	0	240
523	Kishwaukee	99	153	0	2	0	0	0	254
532	Lake County	406	76	0	0	0	0	2	484
517	Lake Land	107	165	0	0	0	40	0	312
536	Lewis & Clark	35	224	0	0	5	2	0	266
526	Lincoln Land	201	165	0	4	19	28	39	456
530	Logan	145	135	0	1	0	3	0	284
528	McHenry	22	240	0	1	4	30	0	297
524	Moraine Valley	421	284	0	0	0	0	0	705
527	Morton	72	16	0	0	0	44	0	132
535	Oakton	190	1	0	5	3	0	0	199
505	Parkland	186	151	0	17	6	29	0	389
515	Prairie State	181	27	0	0	0	16	0	224
521	Rend Lake	118	49	0	0	0	0	0	167
537	Richland	103	81	0	0	0	5	0	189
511	Rock Valley	409	99	0	0	0	4	0	512
518	Sandburg	67	77	0	0	4	12	0	160
506	Sauk Valley	59	84	0	5	0	9	0	157
531	Shawnee	131	29	0	0	1	4	0	165
510	South Suburban	108	84	0	5	1	0	0	198
533	Southeastern	81	58	0	3	0	18	0	160
522	Southwestern*	408	273	0	0	1	0	0	682
534	Spoon River	103	51	0	0	0	8	0	162
504	Triton	153	99	0	0	0	28	0	280
516	Waubonsee	79	236	0	0	0	13	5	333
539	Wood	68	64	0	0	0	2	0	134
	TOTALS	7,861	4,272	578	84	57	1,021	46	13,919

*Formerly Belleville Area College
SOURCE OF DATA: Annual Enrollment & Completion Data (A1)

Illinois Community College Board
Table III-8
SUMMARY OF OCCUPATIONAL DEGREES AND CERTIFICATES AWARDED
IN FISCAL YEAR 2000

Dist. No.	District/College	Associate in Applied Science	Certificates of One Year or More	Certificates of Less Than One Year	Vocational Skills Certificates	Total
503	Black Hawk	261	121	56	0	438
508	Chicago	(707)	(811)	(1,630)	(265)	(3,413)
	Daley	113	101	168	1	383
	Kennedy-King	134	334	252	1	721
	Malcolm X	88	55	144	2	289
	Olive-Harvey	97	38	104	0	239
	Truman	103	173	115	259	650
	Washington	77	61	793	0	931
	Wilbur Wright	95	49	54	2	200
507	Danville	150	21	38	0	209
502	DuPage	547	266	746	0	1,559
509	Elgin	214	144	207	0	565
512	Harper	428	50	231	0	709
540	Heartland	37	40	3	0	80
519	Highland	34	28	16	0	78
514	Illinois Central	421	225	136	21	803
529	Illinois Eastern	(359)	(214)	(164)	(0)	(737)
	Frontier	48	28	43	0	119
	Lincoln Trail	110	126	77	0	313
	Olney Central	64	30	21	0	115
	Wabash	137	30	23	0	190
513	Illinois Valley	119	80	151	0	350
525	Joliet	385	65	47	0	497
520	Kankakee	195	68	2	0	265
501	Kaskaskia	191	124	19	0	334
523	Kishwaukee	105	29	121	0	255
532	Lake County	259	78	364	0	701
517	Lake Land	347	379	234	0	960
536	Lewis & Clark	200	96	231	0	527
526	Lincoln Land	228	21	422	0	671
530	Logan	177	150	3	0	330
528	McHenry	76	68	225	0	369
524	Moraine Valley	328	89	120	0	537
527	Morton	86	22	72	0	180
535	Oakton	152	66	203	0	421
505	Parkland	351	50	28	0	429
515	Prairie State	152	73	57	0	282
521	Rend Lake	90	188	33	0	311
537	Richland	91	30	9	0	130
511	Rock Valley	166	53	355	0	574
518	Sandburg	132	119	19	0	270
506	Sauk Valley	80	34	73	0	187
531	Shawnee	59	43	0	0	102
510	South Suburban	206	77	200	0	483
533	Southeastern	145	163	215	0	523
522	Southwestern*	412	203	407	0	1,022
534	Spoon River	60	6	22	0	88
504	Triton	447	181	174	2	804
516	Waubonsee	121	41	311	0	473
539	Wood	86	31	98	0	215
	TOTALS	8,604	4,547	7,442	288	20,881

*Formerly Belleville Area College
SOURCE OF DATA: A1 Submission

Illinois Community College Board
Table III-9
ANNUAL DUPLICATED COMPLETERS BY ACADEMIC PROGRAM BY COLLEGE
FOR FISCAL YEAR 2000

Dist. No.	District/College	General Studies	Associate in Arts	Associate in Science	Associate in Arts & Science	Associate in FIne Arts	Associate in Engineering Science	Ag Bus/Mgmt, Gen 12 010101	Ag Mechanics, Gen 12 010201	Ag Production, Gen 12 010301
503	Black Hawk	0	273	64	0	0	0	19	3	15
508	Chicago	(0)	(809)	(132)	(0)	(0)	(1)	(0)	(0)	(0)
	Daley	0	160	30	0	0	0	0	0	0
	Kennedy-King	0	63	10	0	0	0	0	0	0
	Malcolm X	0	51	13	0	0	0	0	0	0
	Olive-Harvey	0	125	9	0	0	0	0	0	0
	Truman	0	82	26	0	0	0	0	0	0
	Washington	0	144	10	0	0	1	0	0	0
	Wilbur Wright	0	184	34	0	0	0	0	0	0
507	Danville	0	60	59	17	0	3	3	0	0
502	DuPage	0	773	135	0	0	6	0	0	0
509	Elgin	0	276	185	0	1	2	0	0	0
512	Harper	0	624	30	0	7	3	0	0	0
540	Heartland	0	260	50	0	0	0	0	0	0
519	Highland	0	72	93	0	0	6	2	0	1
514	Illinois Central	0	0	0	561	0	16	8	14	0
529	Illinois Eastern	(0)	(29)	(384)	(0)	(1)	(0)	(24)	(0)	(5)
	Frontier	0	2	62	0	0	0	0	0	0
	Lincoln Trail	0	10	86	0	0	0	0	0	0
	Olney Central	0	10	127	0	1	0	0	0	0
	Wabash	0	7	109	0	0	0	24	0	5
513	Illinois Valley	0	171	81	0	0	2	0	0	1
525	Joliet	0	296	65	0	0	0	14	0	15
520	Kankakee	0	64	48	0	4	2	0	0	0
501	Kaskaskia	0	202	25	0	0	0	9	0	0
523	Kishwaukee	0	99	153	0	0	2	0	9	10
532	Lake County	2	406	76	0	0	0	0	0	0
517	Lake Land	0	107	165	0	0	0	16	24	22
536	Lewis & Clark	0	35	224	0	5	0	2	0	0
526	Lincoln Land	39	201	165	0	19	4	0	0	14
530	Logan	0	145	135	0	0	1	0	0	0
528	McHenry	0	22	240	0	4	1	0	0	0
524	Moraine Valley	0	421	284	0	0	0	0	0	0
527	Morton	0	72	16	0	0	0	0	0	0
535	Oakton	0	190	1	0	3	5	0	0	0
505	Parkland	0	186	151	0	6	17	12	0	0
515	Prairie State	0	181	27	0	0	0	0	0	0
521	Rend Lake	0	118	49	0	0	0	1	8	4
537	Richland	0	103	81	0	0	0	0	0	0
511	Rock Valley	0	409	99	0	0	0	0	0	0
518	Sandburg	0	67	77	0	4	0	0	0	8
506	Sauk Valley	0	59	84	0	0	5	0	0	0
531	Shawnee	0	131	29	0	1	0	1	0	0
510	South Suburban	0	108	84	0	1	5	0	0	0
533	Southeastern	0	81	58	0	0	3	0	0	0
522	Southwestern*	0	408	273	0	1	0	0	0	0
534	Spoon River	0	103	51	0	0	0	0	10	3
504	Triton	0	153	99	0	0	0	0	0	0
516	Waubonsee	5	79	236	0	0	0	0	0	0
539	Wood	0	68	64	0	0	0	10	0	0
	TOTALS	46	7,861	4,272	578	57	84	121	68	98

*Formerly Belleville Area College
SOURCE OF DATA: Annual Enrollment & Completion Data (A1)

Illinois Community College Board
Table III-9
ANNUAL DUPLICATED COMPLETERS BY ACADEMIC PROGRAM BY COLLEGE
FOR FISCAL YEAR 2000

Dist. No.	District/College	Animal Prod 12 010302	Horsehandling/Care 12 010507	Horticulture, Gen 12 010601	Arboriculture 12 010602	Ornamental Hort 12 010603	Greenhouse Op/Mgmt 12 010604	Landscaping 12 010605	Nursery Op/Mgmt 12 010606	Turf Mgmt 12 010607
503	Black Hawk	42	17	17	0	0	0	0	0	0
508	Chicago	(0)	(0)	(0)	(0)	(6)	(0)	(0)	(0)	(0)
	Daley	0	0	0	0	6	0	0	0	0
	Kennedy-King	0	0	0	0	0	0	0	0	0
	Malcolm X	0	0	0	0	0	0	0	0	0
	Olive-Harvey	0	0	0	0	0	0	0	0	0
	Truman	0	0	0	0	0	0	0	0	0
	Washington	0	0	0	0	0	0	0	0	0
	Wilbur Wright	0	0	0	0	0	0	0	0	0
507	Danville	0	0	0	0	4	0	7	0	0
502	DuPage	0	0	24	0	1	2	4	1	1
509	Elgin	0	0	0	0	0	0	0	0	0
512	Harper	0	0	6	0	16	0	3	0	0
540	Heartland	0	0	0	0	0	0	0	0	0
519	Highland	0	0	0	0	0	0	0	0	0
514	Illinois Central	0	0	45	0	0	0	1	0	2
529	Illinois Eastern	(0)	(0)	(11)	(0)	(0)	(0)	(0)	(0)	(0)
	Frontier	0	0	0	0	0	0	0	0	0
	Lincoln Trail	0	0	10	0	0	0	0	0	0
	Olney Central	0	0	1	0	0	0	0	0	0
	Wabash	0	0	0	0	0	0	0	0	0
513	Illinois Valley	0	0	0	0	0	0	0	0	0
525	Joliet	1	0	27	0	1	4	4	1	2
520	Kankakee	0	0	0	0	0	0	0	0	0
501	Kaskaskia	0	0	11	0	0	0	0	0	0
523	Kishwaukee	0	0	3	0	8	4	9	5	4
532	Lake County	0	0	0	2	7	0	4	0	4
517	Lake Land	0	0	11	0	0	0	0	0	0
536	Lewis & Clark	0	0	0	0	0	0	0	0	9
526	Lincoln Land	0	0	0	0	0	0	5	0	0
530	Logan	0	0	0	0	0	0	0	0	0
528	McHenry	0	0	9	0	0	0	2	0	0
524	Moraine Valley	0	0	0	0	0	0	0	0	0
527	Morton	0	0	0	0	0	0	0	0	0
535	Oakton	0	0	0	0	0	0	0	0	0
505	Parkland	6	0	0	0	0	0	0	0	0
515	Prairie State	0	0	0	0	0	0	0	0	0
521	Rend Lake	0	0	19	0	0	0	0	0	0
537	Richland	0	0	2	0	0	0	0	0	0
511	Rock Valley	0	0	0	0	0	0	0	0	0
518	Sandburg	0	0	0	0	0	0	0	0	0
506	Sauk Valley	0	0	0	0	0	0	0	0	0
531	Shawnee	0	0	0	0	0	0	0	0	0
510	South Suburban	0	0	0	0	0	0	0	0	0
533	Southeastern	0	0	4	4	0	0	0	0	0
522	Southwestern*	0	0	9	0	0	0	0	0	0
534	Spoon River	0	0	0	0	0	0	0	0	0
504	Triton	0	0	0	0	0	1	7	0	0
516	Waubonsee	0	0	0	0	0	0	0	0	0
539	Wood	8	0	0	0	0	0	0	0	0
	TOTALS	57	17	198	6	43	11	46	7	22

*Formerly Belleville Area College
SOURCE OF DATA: Annual Enrollment & Completion Data (A1)

Illinois Community College Board
Table III-9
ANNUAL DUPLICATED COMPLETERS BY ACADEMIC PROGRAM BY COLLEGE
FOR FISCAL YEAR 2000

Dist. No.	District/College	Parks/Grounds Mgmt 12 010610	Frstry Prod/Proc, Gen 12 030401	Wildlife Mgmt 12 030601	Bus Adm/Mgmt, Gen 12 060401	Acctg/Bkeepg, Gen 12 070101	Microcomp Apps 12 070308	Ofc Supr/Mgmt 12 070401	Med Secretary 12 070605	Fashion Merch 12 080102
503	Black Hawk	0	0	0	0	0	0	0	0	0
508	Chicago	(0)	(0)	(0)	(0)	(0)	(0)	(0)	(0)	(0)
	Daley	0	0	0	0	0	0	0	0	0
	Kennedy-King	0	0	0	0	0	0	0	0	0
	Malcolm X	0	0	0	0	0	0	0	0	0
	Olive-Harvey	0	0	0	0	0	0	0	0	0
	Truman	0	0	0	0	0	0	0	0	0
	Washington	0	0	0	0	0	0	0	0	0
	Wilbur Wright	0	0	0	0	0	0	0	0	0
507	Danville	0	0	0	0	0	0	0	0	0
502	DuPage	0	0	0	0	1	0	0	0	4
509	Elgin	0	0	0	1	0	0	2	0	0
512	Harper	3	0	0	0	0	0	0	0	3
540	Heartland	0	0	0	0	0	0	0	0	0
519	Highland	0	0	0	0	0	0	0	0	0
514	Illinois Central	0	0	0	0	0	0	0	0	0
529	Illinois Eastern	(0)	(0)	(0)	(0)	(0)	(0)	(0)	(0)	(0)
	Frontier	0	0	0	0	0	0	0	0	0
	Lincoln Trail	0	0	0	0	0	0	0	0	0
	Olney Central	0	0	0	0	0	0	0	0	0
	Wabash	0	0	0	0	0	0	0	0	0
513	Illinois Valley	0	0	0	0	0	0	0	0	0
525	Joliet	0	0	0	0	0	2	0	1	4
520	Kankakee	0	0	0	0	0	0	0	0	0
501	Kaskaskia	0	0	0	2	0	0	7	0	0
523	Kishwaukee	0	0	0	0	0	0	0	0	0
532	Lake County	0	0	0	0	0	0	0	0	0
517	Lake Land	0	0	0	0	0	0	0	0	0
536	Lewis & Clark	0	0	0	0	0	0	0	0	0
526	Lincoln Land	0	0	0	0	0	0	0	0	0
530	Logan	0	0	0	0	0	0	0	0	2
528	McHenry	0	0	0	0	0	0	0	0	0
524	Moraine Valley	0	0	0	0	0	0	0	0	2
527	Morton	0	0	0	0	0	0	0	0	0
535	Oakton	0	0	0	0	0	0	0	0	0
505	Parkland	0	0	0	0	0	0	0	0	0
515	Prairie State	0	0	0	0	0	0	0	0	0
521	Rend Lake	0	0	0	0	0	0	0	0	0
537	Richland	0	0	0	0	0	0	0	0	0
511	Rock Valley	0	0	0	0	0	0	0	0	0
518	Sandburg	0	0	0	0	0	0	0	0	0
506	Sauk Valley	0	0	0	0	0	0	0	0	0
531	Shawnee	0	0	0	0	0	0	0	0	0
510	South Suburban	0	0	0	0	0	0	0	0	0
533	Southeastern	0	3	27	0	0	0	0	0	0
522	Southwestern*	0	0	0	0	0	0	0	0	0
534	Spoon River	0	0	0	0	0	0	0	0	0
504	Triton	0	0	0	0	0	0	0	0	0
516	Waubonsee	0	0	0	0	0	0	0	0	0
539	Wood	0	0	0	0	0	0	0	0	0
	TOTALS	3	3	27	3	1	2	9	1	15

*Formerly Belleville Area College
SOURCE OF DATA: Annual Enrollment & Completion Data (A1)

Illinois Community College Board
Table III-9
ANNUAL DUPLICATED COMPLETERS BY ACADEMIC PROGRAM BY COLLEGE
FOR FISCAL YEAR 2000

Dist. No.	District/College	Entrepreneurship 12 080301	Fin Srvcs Mrktg Op 12 080401	Ind Marketing 12 080702	Retailing 12 080705	Gen Mrktg/Sales 12 080706	Gen Mrktg Op 12 080708	Gen Distrib Op 12 080709	Travel Srvcs Mrktg 12 081105	Print Journalism 12 090401
503	Black Hawk	0	0	0	9	0	0	0	0	0
508	Chicago	(0)	(0)	(0)	(0)	(13)	(0)	(0)	(2)	(0)
	Daley	0	0	0	0	1	0	0	0	0
	Kennedy-King	0	0	0	0	1	0	0	0	0
	Malcolm X	0	0	0	0	0	0	0	0	0
	Olive-Harvey	0	0	0	0	5	0	0	0	0
	Truman	0	0	0	0	0	0	0	0	0
	Washington	0	0	0	0	2	0	0	2	0
	Wilbur Wright	0	0	0	0	4	0	0	0	0
507	Danville	0	0	0	0	21	0	0	0	0
502	DuPage	3	0	0	0	20	0	4	104	0
509	Elgin	0	0	0	2	1	0	0	12	0
512	Harper	0	0	7	1	5	0	37	0	5
540	Heartland	0	0	0	0	0	0	0	0	0
519	Highland	0	0	0	0	0	0	0	0	0
514	Illinois Central	0	0	0	0	2	0	0	0	0
529	Illinois Eastern	(0)	(0)	(0)	(22)	(6)	(0)	(0)	(0)	(0)
	Frontier	0	0	0	1	0	0	0	0	0
	Lincoln Trail	0	0	0	0	0	0	0	0	0
	Olney Central	0	0	0	1	0	0	0	0	0
	Wabash	0	0	0	20	6	0	0	0	0
513	Illinois Valley	0	0	0	0	6	0	0	0	0
525	Joliet	0	0	0	1	4	0	0	0	0
520	Kankakee	0	0	0	0	0	0	0	0	0
501	Kaskaskia	0	0	0	1	0	0	0	0	0
523	Kishwaukee	0	0	0	2	0	0	0	0	0
532	Lake County	0	0	0	0	10	0	0	0	0
517	Lake Land	2	0	0	14	6	0	0	0	0
536	Lewis & Clark	0	0	0	0	0	0	0	0	0
526	Lincoln Land	0	0	0	0	1	0	0	0	0
530	Logan	0	0	0	1	12	0	0	4	0
528	McHenry	0	0	0	0	3	0	0	0	0
524	Moraine Valley	0	0	0	7	0	0	0	43	0
527	Morton	0	0	0	0	1	0	0	0	0
535	Oakton	0	0	0	1	3	0	0	0	0
505	Parkland	0	0	0	0	4	0	0	8	0
515	Prairie State	0	0	0	0	0	0	0	0	0
521	Rend Lake	0	0	0	0	0	0	0	0	0
537	Richland	0	0	0	0	0	0	0	0	0
511	Rock Valley	0	0	0	0	2	0	0	0	0
518	Sandburg	0	0	0	0	1	0	0	0	0
506	Sauk Valley	0	0	0	0	6	0	0	0	0
531	Shawnee	0	0	0	0	0	0	0	0	0
510	South Suburban	4	0	0	1	0	0	0	0	0
533	Southeastern	0	0	0	0	0	0	0	0	0
522	Southwestern*	0	0	0	0	6	0	0	0	0
534	Spoon River	0	0	0	0	0	0	0	0	0
504	Triton	0	2	0	0	6	0	8	0	0
516	Waubonsee	0	0	0	5	0	1	0	3	0
539	Wood	0	0	0	0	1	0	0	0	0
	TOTALS	9	2	7	67	140	1	49	176	5

*Formerly Belleville Area College
SOURCE OF DATA: Annual Enrollment & Completion Data (A1)

Illinois Community College Board
Table III-9
ANNUAL DUPLICATED COMPLETERS BY ACADEMIC PROGRAM BY COLLEGE
FOR FISCAL YEAR 2000

Dist. No.	District/College	Radio/TV, Gen 12 090701	Ed Media Tech 12 100101	Radio/TV Prod 12 100104	Funeral Srvcs 12 120301	Cosmetology 12 120403	Massage 12 120405	Make-up Artist 12 120406	Baker/Pastry Chef 12 120501	Cul Arts/Chef Trng 12 120503
503	Black Hawk	0	0	0	0	0	0	0	0	13
508	Chicago	(13)	(0)	(0)	(5)	(93)	(0)	(18)	(11)	(126)
	Daley	0	0	0	0	0	0	0	0	0
	Kennedy-King	13	0	0	0	0	0	0	11	126
	Malcolm X	0	0	0	5	0	0	0	0	0
	Olive-Harvey	0	0	0	0	0	0	0	0	0
	Truman	0	0	0	0	93	0	18	0	0
	Washington	0	0	0	0	0	0	0	0	0
	Wilbur Wright	0	0	0	0	0	0	0	0	0
507	Danville	0	0	0	0	0	0	0	0	0
502	DuPage	0	4	0	0	0	0	0	5	13
509	Elgin	0	0	0	0	0	0	0	3	16
512	Harper	0	0	0	0	0	0	0	1	2
540	Heartland	0	0	0	0	0	0	0	0	0
519	Highland	0	0	0	0	12	0	0	0	0
514	Illinois Central	0	0	0	0	0	0	0	0	22
529	Illinois Eastern	(0)	(0)	(7)	(0)	(6)	(0)	(0)	(0)	(12)
	Frontier	0	0	0	0	0	0	0	0	0
	Lincoln Trail	0	0	0	0	0	0	0	0	12
	Olney Central	0	0	1	0	5	0	0	0	0
	Wabash	0	0	6	0	1	0	0	0	0
513	Illinois Valley	0	0	0	0	0	0	0	0	11
525	Joliet	0	0	0	0	0	0	0	0	27
520	Kankakee	0	0	0	0	0	0	0	0	0
501	Kaskaskia	0	0	0	0	13	0	0	0	5
523	Kishwaukee	0	0	0	0	0	21	0	0	0
532	Lake County	0	0	0	0	0	0	0	0	3
517	Lake Land	5	0	0	0	30	0	0	0	18
536	Lewis & Clark	5	0	0	0	0	0	0	0	0
526	Lincoln Land	0	0	0	0	0	0	0	0	0
530	Logan	0	0	0	0	25	0	0	0	0
528	McHenry	0	0	0	0	0	0	0	0	0
524	Moraine Valley	0	0	0	0	0	0	0	1	0
527	Morton	0	0	0	0	0	0	0	0	0
535	Oakton	0	0	0	0	0	0	0	0	0
505	Parkland	1	0	0	0	0	0	0	0	0
515	Prairie State	0	0	0	0	0	0	0	0	0
521	Rend Lake	0	0	0	0	0	0	0	0	27
537	Richland	0	0	0	0	0	0	0	0	0
511	Rock Valley	0	0	0	0	0	0	0	0	0
518	Sandburg	0	0	0	20	19	0	0	0	0
506	Sauk Valley	0	0	0	0	0	0	0	0	0
531	Shawnee	0	0	0	0	3	0	0	0	1
510	South Suburban	0	0	0	0	0	0	0	0	0
533	Southeastern	0	0	0	0	9	0	0	0	8
522	Southwestern*	0	0	0	0	7	0	0	0	7
534	Spoon River	0	0	0	0	0	0	0	0	0
504	Triton	0	0	0	0	0	0	0	0	10
516	Waubonsee	0	0	0	0	0	5	0	0	0
539	Wood	0	0	8	0	0	0	0	0	0
	TOTALS	24	4	15	25	217	26	18	21	321

*Formerly Belleville Area College
SOURCE OF DATA: Annual Enrollment & Completion Data (A1)

Illinois Community College Board
Table III-9
ANNUAL DUPLICATED COMPLETERS BY ACADEMIC PROGRAM BY COLLEGE
FOR FISCAL YEAR 2000

Dist. No.	District/College	Restaurant Op Mngr 12 120504	Teacher Asst/Aide 12 131501	Civil Tech 12 150201	Comp Tech 12 150301	Electronic Tech 12 150303	Telecom Elec 12 150310	Biomed Equip Tech 12 150401	Comp Srvc Tech 12 150402	Electromech Tech 12 150403
503	Black Hawk	0	0	1	0	0	0	0	0	0
508	Chicago	(0)	(4)	(0)	(0)	(5)	(0)	(0)	(11)	(0)
	Daley	0	0	0	0	0	0	0	0	0
	Kennedy-King	0	0	0	0	0	0	0	0	0
	Malcolm X	0	3	0	0	0	0	0	0	0
	Olive-Harvey	0	0	0	0	0	0	0	11	0
	Truman	0	0	0	0	5	0	0	0	0
	Washington	0	1	0	0	0	0	0	0	0
	Wilbur Wright	0	0	0	0	0	0	0	0	0
507	Danville	0	1	0	0	0	0	0	0	0
502	DuPage	6	0	0	0	5	0	0	7	0
509	Elgin	4	0	0	0	7	0	0	0	0
512	Harper	9	0	0	0	24	0	0	1	0
540	Heartland	0	0	0	0	3	0	0	0	0
519	Highland	0	0	0	0	1	0	0	0	0
514	Illinois Central	0	0	0	0	20	0	0	0	0
529	Illinois Eastern	(0)	(4)	(0)	(0)	(9)	(39)	(0)	(0)	(0)
	Frontier	0	3	0	0	2	0	0	0	0
	Lincoln Trail	0	1	0	0	0	39	0	0	0
	Olney Central	0	0	0	0	0	0	0	0	0
	Wabash	0	0	0	0	7	0	0	0	0
513	Illinois Valley	0	0	0	0	3	0	0	0	0
525	Joliet	11	1	0	0	16	0	0	0	0
520	Kankakee	0	3	0	0	11	0	0	0	0
501	Kaskaskia	0	1	0	0	22	0	0	0	0
523	Kishwaukee	0	0	0	0	3	0	0	0	0
532	Lake County	5	0	0	0	9	0	0	0	0
517	Lake Land	0	0	21	0	4	2	0	0	3
536	Lewis & Clark	0	12	0	0	0	0	0	0	0
526	Lincoln Land	0	5	0	0	22	0	0	0	0
530	Logan	0	0	0	1	6	0	0	0	0
528	McHenry	0	0	0	0	17	0	0	0	0
524	Moraine Valley	13	9	0	4	2	0	0	0	0
527	Morton	0	0	0	0	0	2	0	0	0
535	Oakton	9	0	0	0	5	0	0	1	0
505	Parkland	3	0	0	0	4	0	4	8	0
515	Prairie State	0	5	0	0	4	0	0	0	0
521	Rend Lake	0	0	0	16	7	0	0	0	0
537	Richland	0	0	0	0	0	0	0	0	0
511	Rock Valley	0	0	0	0	6	0	0	0	0
518	Sandburg	0	0	0	0	14	0	0	0	0
506	Sauk Valley	0	0	0	0	10	0	0	0	0
531	Shawnee	2	0	0	0	4	0	0	0	0
510	South Suburban	0	4	0	0	4	0	1	0	0
533	Southeastern	0	0	0	0	0	0	0	0	0
522	Southwestern*	6	0	0	0	0	0	0	0	0
534	Spoon River	0	0	0	0	3	0	0	0	0
504	Triton	4	1	0	0	5	0	0	24	0
516	Waubonsee	0	0	0	0	7	0	0	0	0
539	Wood	0	0	0	0	5	0	0	0	0
	TOTALS	72	50	22	21	267	43	5	52	3

*Formerly Belleville Area College
SOURCE OF DATA: Annual Enrollment & Completion Data (A1)

Illinois Community College Board
Table III-9
ANNUAL DUPLICATED COMPLETERS BY ACADEMIC PROGRAM BY COLLEGE
FOR FISCAL YEAR 2000

Dist. No.	District/College	Instru Tech 12 150404	Robotics Tech 12 150405	Fluid Power Tech 12 150410	Automated Manuf Tech 12 150411	Energy Mgmt/System Tech 12 150503	Water Quality/Treamt Tech 12 150506	Envir/Pollution Tech 12 150507	Industrial Tech 12 150603	Plastic Tech 12 150607
503	Black Hawk	0	1	0	0	0	0	2	9	0
508	Chicago	(0)	(0)	(0)	(0)	(0)	(0)	(2)	(0)	(0)
	Daley	0	0	0	0	0	0	0	0	0
	Kennedy-King	0	0	0	0	0	0	0	0	0
	Malcolm X	0	0	0	0	0	0	0	0	0
	Olive-Harvey	0	0	0	0	0	0	0	0	0
	Truman	0	0	0	0	0	0	0	0	0
	Washington	0	0	0	0	0	0	0	0	0
	Wilbur Wright	0	0	0	0	0	0	2	0	0
507	Danville	0	0	0	0	0	0	0	8	0
502	DuPage	0	3	0	1	0	0	0	5	15
509	Elgin	0	0	0	0	0	0	0	0	2
512	Harper	0	0	0	2	0	0	0	1	0
540	Heartland	0	0	0	0	0	0	0	0	0
519	Highland	0	0	0	0	0	0	0	5	0
514	Illinois Central	0	11	0	0	0	0	0	5	0
529	Illinois Eastern	(0)	(0)	(0)	(0)	(0)	(0)	(0)	(3)	(0)
	Frontier	0	0	0	0	0	0	0	0	0
	Lincoln Trail	0	0	0	0	0	0	0	0	0
	Olney Central	0	0	0	0	0	0	0	0	0
	Wabash	0	0	0	0	0	0	0	3	0
513	Illinois Valley	0	0	0	4	0	0	0	0	0
525	Joliet	0	0	0	0	0	0	0	7	0
520	Kankakee	0	0	0	0	0	0	0	2	0
501	Kaskaskia	0	0	0	0	0	0	0	0	0
523	Kishwaukee	0	0	0	1	0	0	0	0	0
532	Lake County	0	0	0	5	0	2	0	0	0
517	Lake Land	0	0	0	0	0	0	0	0	0
536	Lewis & Clark	0	0	0	0	0	0	0	1	0
526	Lincoln Land	0	0	0	0	0	0	0	0	0
530	Logan	0	0	0	3	0	0	0	0	0
528	McHenry	0	0	0	0	0	0	0	0	2
524	Moraine Valley	5	0	0	0	1	0	0	0	0
527	Morton	0	0	0	0	0	0	0	0	0
535	Oakton	0	0	0	13	0	0	0	0	0
505	Parkland	0	0	0	0	0	0	0	4	0
515	Prairie State	0	0	0	0	0	0	0	0	0
521	Rend Lake	0	0	0	0	0	0	0	2	0
537	Richland	0	0	0	0	0	0	0	1	0
511	Rock Valley	0	0	4	0	0	0	0	8	0
518	Sandburg	0	0	0	0	0	0	0	0	0
506	Sauk Valley	0	0	0	0	0	0	0	1	0
531	Shawnee	0	0	0	0	0	0	0	0	0
510	South Suburban	0	0	0	0	0	0	0	0	0
533	Southeastern	0	0	0	0	0	0	0	0	0
522	Southwestern*	0	0	0	0	0	0	0	0	0
534	Spoon River	0	0	0	0	0	0	0	0	0
504	Triton	0	1	0	5	0	0	0	0	0
516	Waubonsee	0	3	0	1	0	0	0	0	0
539	Wood	0	0	0	0	0	0	0	0	0
	TOTALS	5	19	4	35	1	2	4	62	19

*Formerly Belleville Area College
SOURCE OF DATA: Annual Enrollment & Completion Data (A1)

Illinois Community College Board
Table III-9
ANNUAL DUPLICATED COMPLETERS BY ACADEMIC PROGRAM BY COLLEGE
FOR FISCAL YEAR 2000

Dist. No.	District/College	Metallurgical Tech 12 150611	Quality Control Tech 12 150702	Mech Design Tech 12 150805	Comp-Aided Design 12 150810	Microprecision Tech 12 150811	Mining Tech 12 150901	Construct/Bldg Tech 12 151001	Mental Health Tech 12 170406	Assoc Degree Nursing 12 181101
503	Black Hawk	0	0	0	6	0	0	0	0	0
508	Chicago	(0)	(0)	(0)	(27)	(0)	(0)	(0)	(0)	(0)
	Daley	0	0	0	1	0	0	0	0	0
	Kennedy-King	0	0	0	0	0	0	0	0	0
	Malcolm X	0	0	0	0	0	0	0	0	0
	Olive-Harvey	0	0	0	0	0	0	0	0	0
	Truman	0	0	0	0	0	0	0	0	0
	Washington	0	0	0	0	0	0	0	0	0
	Wilbur Wright	0	0	0	26	0	0	0	0	0
507	Danville	0	0	0	5	0	0	0	0	0
502	DuPage	0	0	0	10	0	0	0	0	0
509	Elgin	0	0	0	15	0	0	0	1	1
512	Harper	0	1	1	0	0	0	0	0	0
540	Heartland	0	0	0	1	0	0	0	0	0
519	Highland	0	0	0	0	0	0	0	0	0
514	Illinois Central	0	0	2	1	0	0	0	0	0
529	Illinois Eastern	(0)	(29)	(1)	(4)	(0)	(3)	(0)	(0)	(0)
	Frontier	0	28	0	0	0	0	0	0	0
	Lincoln Trail	0	1	1	4	0	0	0	0	0
	Olney Central	0	0	0	0	0	0	0	0	0
	Wabash	0	0	0	0	0	3	0	0	0
513	Illinois Valley	0	0	8	2	0	0	0	0	0
525	Joliet	0	0	3	0	0	0	0	0	0
520	Kankakee	0	0	0	6	0	0	0	0	0
501	Kaskaskia	0	0	0	3	0	0	0	0	0
523	Kishwaukee	0	1	0	8	0	0	0	0	0
532	Lake County	0	0	3	16	0	0	7	0	0
517	Lake Land	0	0	12	21	0	0	0	0	0
536	Lewis & Clark	0	0	0	18	0	0	0	0	0
526	Lincoln Land	0	0	0	0	0	0	0	0	0
530	Logan	0	0	0	6	0	0	0	0	0
528	McHenry	0	0	0	4	0	0	0	0	0
524	Moraine Valley	0	27	3	2	0	0	0	0	0
527	Morton	0	0	0	3	0	0	0	0	0
535	Oakton	0	0	3	17	0	0	0	0	0
505	Parkland	0	0	0	0	1	0	0	0	0
515	Prairie State	0	0	2	8	0	0	0	0	0
521	Rend Lake	0	0	0	4	0	0	0	0	0
537	Richland	0	0	0	0	0	0	0	0	0
511	Rock Valley	0	7	0	15	0	0	0	0	0
518	Sandburg	0	0	3	0	0	0	0	0	0
506	Sauk Valley	0	1	4	1	0	0	0	0	0
531	Shawnee	0	0	0	0	0	0	0	0	0
510	South Suburban	0	0	0	14	0	0	0	0	0
533	Southeastern	0	0	0	0	0	0	0	0	0
522	Southwestern*	0	0	0	0	0	0	0	0	0
534	Spoon River	0	0	0	0	0	0	0	0	0
504	Triton	1	2	4	9	0	0	0	0	0
516	Waubonsee	0	2	0	6	0	0	0	0	0
539	Wood	0	0	0	2	0	0	0	0	0
	TOTALS	1	70	49	234	1	3	7	1	1

*Formerly Belleville Area College
SOURCE OF DATA: Annual Enrollment & Completion Data (A1)

Illinois Community College Board
Table III-9
ANNUAL DUPLICATED COMPLETERS BY ACADEMIC PROGRAM BY COLLEGE
FOR FISCAL YEAR 2000

Dist. No.	District/College	Child Care/Dev 12 200202	Fash Design/Coord 12 200306	Food Prod Mgmt, Gen 12 200401	Baking 12 200402	Dietetic Aide/Asstg 12 200404	Food Srvc/Rest Mgmt 12 200406	Home Furn/Equip Inst, Other 12 200501	Elder Care Provider 12 200602	Custodial Services 12 200604
503	Black Hawk	11	0	0	0	0	0	0	0	0
508	Chicago	(322)	(0)	(638)	(0)	(21)	(0)	(0)	(0)	(0)
	Daley	36	0	0	0	0	0	0	0	0
	Kennedy-King	38	0	1	0	0	0	0	0	0
	Malcolm X	29	0	14	0	21	0	0	0	0
	Olive-Harvey	131	0	0	0	0	0	0	0	0
	Truman	59	0	0	0	0	0	0	0	0
	Washington	29	0	623	0	0	0	0	0	0
	Wilbur Wright	0	0	0	0	0	0	0	0	0
507	Danville	6	0	0	0	0	0	0	0	0
502	DuPage	31	7	0	0	0	0	8	1	0
509	Elgin	2	0	0	2	0	1	0	0	0
512	Harper	18	9	0	0	9	0	17	0	0
540	Heartland	6	0	0	0	0	0	0	0	0
519	Highland	6	0	0	0	0	0	0	0	0
514	Illinois Central	19	0	0	0	0	0	2	0	47
529	Illinois Eastern	(10)	(0)	(0)	(0)	(0)	(0)	(0)	(0)	(37)
	Frontier	1	0	0	0	0	0	0	0	0
	Lincoln Trail	0	0	0	0	0	0	0	0	37
	Olney Central	0	0	0	0	0	0	0	0	0
	Wabash	9	0	0	0	0	0	0	0	0
513	Illinois Valley	8	0	0	0	0	0	0	0	0
525	Joliet	10	0	0	0	0	0	12	0	0
520	Kankakee	13	0	0	0	0	0	0	0	0
501	Kaskaskia	12	0	0	0	0	0	0	0	7
523	Kishwaukee	6	0	0	0	0	0	0	0	0
532	Lake County	5	0	0	0	0	0	0	0	0
517	Lake Land	21	0	0	0	0	0	0	0	106
536	Lewis & Clark	15	0	0	0	0	0	0	0	0
526	Lincoln Land	10	0	0	0	5	0	0	0	0
530	Logan	8	0	0	0	0	0	0	0	0
528	McHenry	11	0	0	0	0	0	0	0	0
524	Moraine Valley	18	0	0	0	0	0	0	0	0
527	Morton	0	0	0	0	0	0	0	0	0
535	Oakton	33	0	0	0	0	0	0	0	0
505	Parkland	14	0	0	0	0	0	0	0	0
515	Prairie State	17	0	0	0	0	0	3	0	0
521	Rend Lake	7	0	0	0	0	0	0	0	8
537	Richland	15	0	0	0	0	0	0	0	0
511	Rock Valley	5	0	0	0	0	0	0	0	0
518	Sandburg	4	0	0	0	0	0	0	0	16
506	Sauk Valley	5	0	0	0	0	0	0	0	0
531	Shawnee	5	0	0	0	0	0	0	0	0
510	South Suburban	15	0	0	0	0	0	0	0	0
533	Southeastern	5	0	0	0	0	0	0	0	71
522	Southwestern*	25	0	8	0	0	0	0	0	0
534	Spoon River	0	0	0	0	0	0	0	0	0
504	Triton	33	0	0	0	0	0	4	0	0
516	Waubonsee	24	0	0	0	0	0	0	0	0
539	Wood	9	0	0	0	2	0	0	0	0
	TOTALS	784	16	646	2	37	1	46	1	292

*Formerly Belleville Area College
SOURCE OF DATA: Annual Enrollment & Completion Data (A1)

Illinois Community College Board
Table III-9
ANNUAL DUPLICATED COMPLETERS BY ACADEMIC PROGRAM BY COLLEGE
FOR FISCAL YEAR 2000

Dist. No.	District/College	Paralegal/Legal Asst 12 220103	Tech/Bus Writing 12 231101	Library Assisting 12 250301	Parks/Rec/Leisure Fac Mgmt 12 310301	Hlth/Physical Ed 12 310501	Biological Tech 12 410101	Chem Tech 12 410301	Corrections 12 430102	Criminal Justice Tech 12 430105
503	Black Hawk	5	2	3	0	0	0	0	0	0
508	Chicago	(0)	(0)	(2)	(0)	(0)	(3)	(2)	(0)	(0)
	Daley	0	0	0	0	0	0	0	0	0
	Kennedy-King	0	0	0	0	0	0	0	0	0
	Malcolm X	0	0	0	0	0	0	0	0	0
	Olive-Harvey	0	0	0	0	0	0	0	0	0
	Truman	0	0	0	0	0	3	2	0	0
	Washington	0	0	0	0	0	0	0	0	0
	Wilbur Wright	0	0	2	0	0	0	0	0	0
507	Danville	0	0	0	0	0	0	0	0	0
502	DuPage	0	0	30	0	0	0	0	0	1
509	Elgin	18	0	0	0	0	0	0	0	0
512	Harper	40	0	0	0	0	0	0	0	0
540	Heartland	0	0	0	0	0	0	0	0	0
519	Highland	0	0	0	0	0	0	0	0	0
514	Illinois Central	16	0	2	0	0	0	0	0	0
529	Illinois Eastern	(0)	(0)	(0)	(0)	(0)	(0)	(0)	(0)	(0)
	Frontier	0	0	0	0	0	0	0	0	0
	Lincoln Trail	0	0	0	0	0	0	0	0	0
	Olney Central	0	0	0	0	0	0	0	0	0
	Wabash	0	0	0	0	0	0	0	0	0
513	Illinois Valley	0	0	1	0	0	0	0	0	0
525	Joliet	0	0	0	0	0	0	0	3	0
520	Kankakee	0	0	0	0	0	0	0	0	0
501	Kaskaskia	0	0	0	0	0	0	0	0	0
523	Kishwaukee	0	0	0	0	0	0	0	0	0
532	Lake County	0	12	9	0	0	0	6	0	0
517	Lake Land	0	0	0	0	0	0	0	0	0
536	Lewis & Clark	0	0	2	0	0	0	0	0	0
526	Lincoln Land	0	0	0	0	0	0	0	0	0
530	Logan	0	0	0	0	0	0	0	0	0
528	McHenry	0	0	0	0	6	0	0	0	0
524	Moraine Valley	0	0	0	2	0	0	0	0	0
527	Morton	0	0	0	0	0	0	0	0	0
535	Oakton	0	0	0	0	0	0	0	0	0
505	Parkland	0	0	0	0	0	0	0	0	0
515	Prairie State	0	0	0	0	0	0	0	0	0
521	Rend Lake	0	0	0	0	0	0	0	0	0
537	Richland	0	0	0	0	0	0	0	0	0
511	Rock Valley	0	0	0	0	0	0	0	0	0
518	Sandburg	0	0	0	0	0	0	0	0	0
506	Sauk Valley	0	0	0	0	0	0	0	2	0
531	Shawnee	0	0	0	0	0	0	0	0	0
510	South Suburban	11	0	0	0	0	0	0	0	0
533	Southeastern	0	0	0	0	0	0	0	3	0
522	Southwestern*	37	0	0	0	0	0	5	0	0
534	Spoon River	0	0	0	0	0	0	0	0	0
504	Triton	0	0	0	0	0	0	0	0	0
516	Waubonsee	0	0	0	0	0	0	0	0	0
539	Wood	0	0	0	0	0	0	0	0	0
	TOTALS	127	14	49	2	6	3	13	8	1

*Formerly Belleville Area College
SOURCE OF DATA: Annual Enrollment & Completion Data (A1)

Illinois Community College Board
Table III-9
ANNUAL DUPLICATED COMPLETERS BY ACADEMIC PROGRAM BY COLLEGE
FOR FISCAL YEAR 2000

Dist. No.	District/College	Law Enforcement/Police Sci 12 430107	Security Srvc (Private) 12 430109	Criminal Just/Correc 12 430199	Fire Cntrl/Sfty Tech 12 430201	Fire Officer 12 430202	Firefighting 12 430203	Social Wrk/Srvc 12 440701	Carpentry 12 460201	Electrician 12 460302
503	Black Hawk	0	0	0	0	0	0	0	0	0
508	Chicago	(56)	(3)	(0)	(24)	(0)	(0)	(10)	(17)	(0)
	Daley	31	1	0	0	0	0	0	0	0
	Kennedy-King	0	0	0	0	0	0	1	17	0
	Malcolm X	0	0	0	0	0	0	0	0	0
	Olive-Harvey	0	0	0	0	0	0	0	0	0
	Truman	2	0	0	0	0	0	0	0	0
	Washington	8	2	0	24	0	0	5	0	0
	Wilbur Wright	15	0	0	0	0	0	4	0	0
507	Danville	7	0	0	0	0	0	0	0	0
502	DuPage	36	0	0	26	0	0	4	0	0
509	Elgin	5	0	1	11	0	0	15	0	0
512	Harper	18	0	0	5	0	0	0	0	0
540	Heartland	0	0	0	0	0	0	0	0	0
519	Highland	0	0	0	0	0	0	0	0	0
514	Illinois Central	29	0	0	19	0	0	0	0	0
529	Illinois Eastern	(5)	(0)	(0)	(0)	(0)	(6)	(8)	(0)	(0)
	Frontier	1	0	0	0	0	6	2	0	0
	Lincoln Trail	0	0	0	0	0	0	0	0	0
	Olney Central	4	0	0	0	0	0	1	0	0
	Wabash	0	0	0	0	0	0	5	0	0
513	Illinois Valley	9	0	0	2	0	0	0	0	4
525	Joliet	11	0	0	12	0	1	0	0	1
520	Kankakee	13	0	0	0	0	0	0	0	0
501	Kaskaskia	22	0	0	0	0	0	0	0	0
523	Kishwaukee	2	0	0	0	0	0	0	0	2
532	Lake County	14	0	0	3	0	0	6	0	0
517	Lake Land	8	0	0	0	0	0	18	0	0
536	Lewis & Clark	17	0	0	2	0	0	0	0	0
526	Lincoln Land	15	0	0	2	0	0	0	0	0
530	Logan	31	0	0	0	0	0	0	0	0
528	McHenry	4	0	0	0	0	11	0	0	0
524	Moraine Valley	47	0	0	11	2	0	0	0	0
527	Morton	9	0	0	0	0	0	0	0	0
535	Oakton	8	0	0	8	0	0	5	0	0
505	Parkland	19	0	0	2	0	0	3	0	0
515	Prairie State	1	0	0	3	0	0	0	0	29
521	Rend Lake	8	0	0	0	0	0	0	0	0
537	Richland	5	0	0	4	0	0	0	0	0
511	Rock Valley	7	0	0	5	5	0	10	0	20
518	Sandburg	3	0	0	1	0	0	2	0	0
506	Sauk Valley	3	0	0	0	0	0	2	0	0
531	Shawnee	3	1	0	0	0	0	4	0	0
510	South Suburban	15	0	0	3	0	0	13	0	0
533	Southeastern	10	0	0	0	0	15	0	0	0
522	Southwestern*	135	0	0	6	0	7	0	55	26
534	Spoon River	0	0	0	0	0	0	0	0	0
504	Triton	18	0	0	17	0	0	0	0	2
516	Waubonsee	11	3	0	7	0	4	1	0	0
539	Wood	1	0	0	2	0	0	0	0	1
	TOTALS	605	7	1	175	7	44	101	72	85

*Formerly Belleville Area College
SOURCE OF DATA: Annual Enrollment & Completion Data (A1)

Illinois Community College Board
Table III-9
ANNUAL DUPLICATED COMPLETERS BY ACADEMIC PROGRAM BY COLLEGE
FOR FISCAL YEAR 2000

Dist. No.	District/College	Bldg Prop Maint 12 460401	Const Cement Mason 12 460402	Const Inspection 12 460403	Painter/Wallcoverer 12 460408	Construction Trades 12 461000	Elec Equip Install/Repair, Gen 12 470101	Comm Electronics 12 470103	Comp Elec Maint/Repair 12 470104	Ind Electronics 12 470105
503	Black Hawk	0	0	0	0	12	0	0	0	0
508	Chicago	(9)	(0)	(0)	(0)	(0)	(10)	(0)	(11)	(0)
	Daley	9	0	0	0	0	0	0	2	0
	Kennedy-King	0	0	0	0	0	10	0	0	0
	Malcolm X	0	0	0	0	0	0	0	0	0
	Olive-Harvey	0	0	0	0	0	0	0	9	0
	Truman	0	0	0	0	0	0	0	0	0
	Washington	0	0	0	0	0	0	0	0	0
	Wilbur Wright	0	0	0	0	0	0	0	0	0
507	Danville	0	0	0	0	0	0	0	0	5
502	DuPage	5	0	0	0	0	0	0	0	16
509	Elgin	0	0	0	0	0	0	0	5	0
512	Harper	0	0	5	0	0	10	0	7	7
540	Heartland	0	0	0	0	0	0	0	0	0
519	Highland	0	0	0	0	0	0	0	0	0
514	Illinois Central	0	0	0	0	56	0	0	0	0
529	Illinois Eastern	(0)	(0)	(0)	(0)	(0)	(0)	(27)	(5)	(0)
	Frontier	0	0	0	0	0	0	0	0	0
	Lincoln Trail	0	0	0	0	0	0	27	0	0
	Olney Central	0	0	0	0	0	0	0	5	0
	Wabash	0	0	0	0	0	0	0	0	0
513	Illinois Valley	0	0	0	0	0	0	0	0	0
525	Joliet	0	0	0	0	3	0	0	0	36
520	Kankakee	0	0	0	0	0	0	0	0	13
501	Kaskaskia	0	0	0	0	6	0	0	0	0
523	Kishwaukee	2	0	0	0	0	0	0	0	0
532	Lake County	0	0	0	0	0	0	0	15	2
517	Lake Land	18	0	0	0	52	0	1	0	0
536	Lewis & Clark	0	0	0	0	0	0	0	7	5
526	Lincoln Land	0	0	0	0	2	0	0	0	8
530	Logan	0	0	0	0	0	0	0	1	0
528	McHenry	0	0	0	0	0	0	0	0	0
524	Moraine Valley	0	0	0	0	0	0	0	0	0
527	Morton	0	0	0	0	0	0	0	0	0
535	Oakton	3	0	0	0	2	0	0	0	0
505	Parkland	1	0	0	0	6	0	0	0	5
515	Prairie State	0	0	0	0	0	0	0	4	0
521	Rend Lake	0	0	0	0	17	0	0	0	0
537	Richland	0	0	0	0	0	0	0	0	9
511	Rock Valley	0	0	0	0	3	0	0	4	0
518	Sandburg	0	0	0	0	0	0	0	0	0
506	Sauk Valley	2	0	0	0	0	0	3	3	11
531	Shawnee	0	0	0	0	0	0	0	0	0
510	South Suburban	0	0	2	0	35	0	0	0	0
533	Southeastern	1	0	0	0	41	0	0	11	1
522	Southwestern*	0	4	0	7	11	0	4	5	11
534	Spoon River	0	0	0	0	0	0	0	0	0
504	Triton	0	0	0	0	9	0	0	15	0
516	Waubonsee	0	0	0	0	0	0	0	0	0
539	Wood	0	0	0	0	0	0	0	0	1
	TOTALS	41	4	7	7	255	20	35	93	130

*Formerly Belleville Area College
SOURCE OF DATA: Annual Enrollment & Completion Data (A1)

Illinois Community College Board
Table III-9
ANNUAL DUPLICATED COMPLETERS BY ACADEMIC PROGRAM BY COLLEGE
FOR FISCAL YEAR 2000

Dist. No.	District/College	Major Appl Repair 12 470106	Htg/AC/Refrig Mech 12 470201	Heavy Equip Maint/Repair 12 470302	Ind Mach Maint/Rpr 12 470303	Stat Energy Install/Op 12 470501	Auto Body Repair 12 470603	Auto Mech 12 470604	Diesel Engine/Truck Mech 12 470605	Aviation System Maint Tech 12 470609
503	Black Hawk	0	5	0	1	0	0	34	4	0
508	Chicago	(6)	(19)	(0)	(35)	(0)	(2)	(143)	(0)	(3)
	Daley	0	0	0	27	0	0	0	0	3
	Kennedy-King	0	19	0	0	0	2	44	0	0
	Malcolm X	0	0	0	0	0	0	0	0	0
	Olive-Harvey	0	0	0	0	0	0	0	0	0
	Truman	6	0	0	0	0	0	99	0	0
	Washington	0	0	0	0	0	0	0	0	0
	Wilbur Wright	0	0	0	8	0	0	0	0	0
507	Danville	0	0	0	13	0	0	0	0	0
502	DuPage	0	31	0	0	0	0	29	0	0
509	Elgin	0	11	0	0	0	0	22	0	0
512	Harper	0	37	0	0	0	0	0	0	0
540	Heartland	0	0	0	1	0	0	0	0	0
519	Highland	0	0	0	0	0	0	8	0	0
514	Illinois Central	0	5	0	1	0	0	42	6	0
529	Illinois Eastern	(0)	(10)	(0)	(8)	(0)	(1)	(5)	(5)	(0)
	Frontier	0	4	0	1	0	0	0	0	0
	Lincoln Trail	0	5	0	1	0	0	0	0	0
	Olney Central	0	1	0	6	0	1	4	0	0
	Wabash	0	0	0	0	0	0	1	5	0
513	Illinois Valley	0	0	0	0	0	0	33	0	0
525	Joliet	0	1	1	0	0	0	11	0	0
520	Kankakee	0	3	0	2	0	0	3	0	0
501	Kaskaskia	0	0	0	2	0	6	1	0	0
523	Kishwaukee	0	0	0	0	0	2	7	0	0
532	Lake County	0	14	0	7	0	4	9	0	0
517	Lake Land	0	22	0	0	0	12	73	1	0
536	Lewis & Clark	0	0	0	0	0	0	8	0	0
526	Lincoln Land	0	11	0	0	0	5	3	0	1
530	Logan	0	5	0	6	0	1	6	0	0
528	McHenry	0	0	0	0	0	0	5	0	0
524	Moraine Valley	0	10	0	3	0	0	10	0	0
527	Morton	0	0	0	0	0	0	3	0	0
535	Oakton	0	3	0	0	0	0	4	0	0
505	Parkland	0	0	0	0	0	0	7	0	0
515	Prairie State	0	16	0	2	0	0	5	0	0
521	Rend Lake	0	3	0	2	0	0	12	0	0
537	Richland	0	0	0	1	0	0	2	0	0
511	Rock Valley	0	0	0	0	0	0	7	0	12
518	Sandburg	0	0	0	0	0	0	4	15	0
506	Sauk Valley	0	2	0	0	0	0	0	0	0
531	Shawnee	0	0	0	0	0	0	3	0	0
510	South Suburban	0	0	0	0	0	0	0	0	0
533	Southeastern	0	16	0	0	0	14	41	23	0
522	Southwestern*	7	31	0	0	2	0	0	0	1
534	Spoon River	0	0	0	0	0	0	9	0	0
504	Triton	0	26	0	1	11	0	23	0	0
516	Waubonsee	0	12	0	2	0	20	25	0	0
539	Wood	0	0	0	0	0	0	0	0	0
	TOTALS	13	293	1	87	13	67	597	54	17

*Formerly Belleville Area College
SOURCE OF DATA: Annual Enrollment & Completion Data (A1)

Illinois Community College Board
Table III-9
ANNUAL DUPLICATED COMPLETERS BY ACADEMIC PROGRAM BY COLLEGE
FOR FISCAL YEAR 2000

Dist. No.	District/College	Architectural Drafting 12 480102	Mechanical Drafting 12 480105	Graphic/Print Equip Op, Gen 12 480201	Comm Art/Graphic Design 12 480203	Typesetting/Make-Up/Comp 12 480205	Lith/Photog/Platemkg 12 480206	Print Press Op 12 480208	Desktop Pub Equip 12 480212	Machinist Tech 12 480501
503	Black Hawk	0	3	0	0	0	0	0	0	0
508	Chicago	(9)	(16)	(0)	(0)	(2)	(7)	(0)	(0)	(0)
	Daley	0	0	0	0	0	0	0	0	0
	Kennedy-King	0	0	0	0	2	7	0	0	0
	Malcolm X	0	0	0	0	0	0	0	0	0
	Olive-Harvey	5	0	0	0	0	0	0	0	0
	Truman	0	6	0	0	0	0	0	0	0
	Washington	1	0	0	0	0	0	0	0	0
	Wilbur Wright	3	10	0	0	0	0	0	0	0
507	Danville	0	0	0	0	0	0	0	0	0
502	DuPage	15	0	0	0	5	4	6	38	0
509	Elgin	0	0	0	3	0	0	0	3	0
512	Harper	8	0	0	0	0	0	0	0	0
540	Heartland	0	0	0	0	0	0	0	0	0
519	Highland	0	0	0	0	0	0	0	0	0
514	Illinois Central	3	0	0	0	0	5	0	4	0
529	Illinois Eastern	(5)	(0)	(0)	(0)	(0)	(0)	(0)	(0)	(0)
	Frontier	0	0	0	0	0	0	0	0	0
	Lincoln Trail	5	0	0	0	0	0	0	0	0
	Olney Central	0	0	0	0	0	0	0	0	0
	Wabash	0	0	0	0	0	0	0	0	0
513	Illinois Valley	0	0	0	0	0	0	0	1	0
525	Joliet	0	0	0	0	0	0	0	1	0
520	Kankakee	0	0	0	0	0	0	0	0	0
501	Kaskaskia	7	9	0	0	0	0	0	0	0
523	Kishwaukee	0	0	0	0	0	0	0	0	0
532	Lake County	1	8	0	0	0	0	0	7	0
517	Lake Land	4	1	4	0	0	0	0	13	0
536	Lewis & Clark	0	0	0	0	0	0	0	0	0
526	Lincoln Land	1	0	0	0	0	0	0	0	0
530	Logan	0	0	0	0	0	0	0	0	0
528	McHenry	0	0	0	0	0	0	0	0	0
524	Moraine Valley	0	2	0	0	0	0	0	10	0
527	Morton	0	4	0	0	0	0	0	0	0
535	Oakton	2	0	0	0	0	0	0	13	0
505	Parkland	0	3	0	0	0	0	0	13	0
515	Prairie State	0	1	0	0	0	0	0	1	0
521	Rend Lake	11	0	0	0	0	0	0	0	0
537	Richland	0	5	0	0	0	0	0	0	0
511	Rock Valley	0	3	0	0	0	0	0	0	19
518	Sandburg	0	0	0	0	0	0	0	6	0
506	Sauk Valley	0	0	0	0	0	0	0	0	0
531	Shawnee	0	0	0	0	0	0	0	0	0
510	South Suburban	6	0	0	0	0	6	0	3	0
533	Southeastern	0	0	0	0	0	0	0	0	0
522	Southwestern*	0	12	0	0	0	0	0	3	27
534	Spoon River	0	0	0	0	0	0	0	0	0
504	Triton	2	0	0	0	1	22	0	13	0
516	Waubonsee	0	0	0	0	0	0	0	0	0
539	Wood	0	0	0	0	0	0	0	0	0
	TOTALS	74	67	4	3	8	44	6	129	46

*Formerly Belleville Area College
SOURCE OF DATA: Annual Enrollment & Completion Data (A1)

Illinois Community College Board
Table III-9
ANNUAL DUPLICATED COMPLETERS BY ACADEMIC PROGRAM BY COLLEGE
FOR FISCAL YEAR 2000

Dist. No.	District/College	Mach Tool Op/Shop 12 480503	Sheet Metal 12 480506	Tool/Die Making 12 480507	Welding/Brazing/Soldering 12 480508	Numerical Control 12 480520	Aviation Mgmt 12 490104	Comm Vehicle Op 12 490205	Design/Visual Comm 12 500401	Comm Photo 12 500406
503	Black Hawk	2	0	0	4	0	0	0	4	0
508	Chicago	(32)	(0)	(0)	(10)	(0)	(0)	(0)	(1)	(0)
	Daley	23	0	0	0	0	0	0	0	0
	Kennedy-King	0	0	0	10	0	0	0	0	0
	Malcolm X	0	0	0	0	0	0	0	0	0
	Olive-Harvey	0	0	0	0	0	0	0	0	0
	Truman	0	0	0	0	0	0	0	0	0
	Washington	0	0	0	0	0	0	0	1	0
	Wilbur Wright	9	0	0	0	0	0	0	0	0
507	Danville	1	0	0	0	0	0	0	0	0
502	DuPage	0	0	19	2	0	0	0	30	19
509	Elgin	1	0	7	4	0	0	59	13	0
512	Harper	1	0	0	0	0	0	0	0	0
540	Heartland	0	0	0	0	0	0	0	0	0
519	Highland	0	0	0	0	0	0	0	2	0
514	Illinois Central	2	0	0	9	0	0	0	25	0
529	Illinois Eastern	(14)	(2)	(0)	(7)	(0)	(0)	(7)	(0)	(0)
	Frontier	0	0	0	1	0	0	0	0	0
	Lincoln Trail	0	2	0	0	0	0	0	0	0
	Olney Central	0	0	0	6	0	0	1	0	0
	Wabash	14	0	0	0	0	0	6	0	0
513	Illinois Valley	2	0	0	0	0	0	6	0	0
525	Joliet	0	0	0	0	0	0	0	0	0
520	Kankakee	1	0	3	3	0	0	0	0	0
501	Kaskaskia	0	0	0	1	0	0	0	0	0
523	Kishwaukee	0	0	2	0	0	0	0	0	0
532	Lake County	1	0	2	1	0	0	0	0	0
517	Lake Land	0	0	0	18	0	0	0	0	0
536	Lewis & Clark	9	0	0	0	0	0	118	0	0
526	Lincoln Land	0	0	0	7	0	1	156	0	0
530	Logan	1	0	0	0	0	0	0	0	0
528	McHenry	7	0	0	0	0	0	0	0	0
524	Moraine Valley	4	0	0	4	0	0	0	4	0
527	Morton	0	0	0	0	0	0	0	0	0
535	Oakton	9	0	0	0	0	0	0	2	0
505	Parkland	0	0	0	0	0	0	9	6	0
515	Prairie State	6	0	1	1	0	0	0	4	2
521	Rend Lake	0	0	0	3	0	0	0	0	0
537	Richland	3	0	0	1	0	0	0	0	0
511	Rock Valley	0	9	23	4	3	0	0	0	0
518	Sandburg	0	0	0	2	0	0	0	0	0
506	Sauk Valley	3	0	0	0	0	0	9	0	0
531	Shawnee	0	0	0	0	0	0	0	0	0
510	South Suburban	1	0	0	0	0	0	0	3	0
533	Southeastern	0	0	0	6	0	0	1	0	0
522	Southwestern*	12	6	0	107	0	0	0	3	0
534	Spoon River	0	0	0	5	0	0	12	0	0
504	Triton	1	0	1	9	0	0	0	21	0
516	Waubonsee	10	0	0	0	0	0	0	0	0
539	Wood	0	0	0	0	0	0	38	0	0
	TOTALS	123	17	58	208	3	1	415	118	21

*Formerly Belleville Area College
SOURCE OF DATA: Annual Enrollment & Completion Data (A1)

Illinois Community College Board
Table III-9
ANNUAL DUPLICATED COMPLETERS BY ACADEMIC PROGRAM BY COLLEGE
FOR FISCAL YEAR 2000

Dist. No.	District/College	Speech/Lang Pathgy 12 510203	Sign Lang Interp 12 510205	Dental Assistant 12 510601	Dental Hygienist 12 510602	Dental Lab Asst 12 510603	Hosp/Hlth Fac Admin 12 510702	Hlth Unit Coord/Ward Clrk 12 510703	Med Ofc Mgmt 12 510705	Med Records Tech 12 510707
503	Black Hawk	0	0	4	0	0	0	0	0	0
508	Chicago	(0)	(0)	(0)	(17)	(0)	(0)	(0)	(0)	(8)
	Daley	0	0	0	0	0	0	0	0	0
	Kennedy-King	0	0	0	17	0	0	0	0	0
	Malcolm X	0	0	0	0	0	0	0	0	0
	Olive-Harvey	0	0	0	0	0	0	0	0	0
	Truman	0	0	0	0	0	0	0	0	8
	Washington	0	0	0	0	0	0	0	0	0
	Wilbur Wright	0	0	0	0	0	0	0	0	0
507	Danville	0	0	0	0	0	0	0	0	0
502	DuPage	0	0	0	0	0	3	0	0	8
509	Elgin	0	0	7	0	0	0	0	0	0
512	Harper	0	1	0	28	0	0	0	0	0
540	Heartland	0	0	0	0	0	0	0	0	0
519	Highland	0	0	0	0	0	0	0	0	0
514	Illinois Central	0	9	0	15	0	1	0	0	0
529	Illinois Eastern	(0)	(0)	(0)	(0)	(0)	(0)	(0)	(0)	(0)
	Frontier	0	0	0	0	0	0	0	0	0
	Lincoln Trail	0	0	0	0	0	0	0	0	0
	Olney Central	0	0	0	0	0	0	0	0	0
	Wabash	0	0	0	0	0	0	0	0	0
513	Illinois Valley	0	0	4	0	0	0	0	0	0
525	Joliet	0	0	0	0	0	0	0	0	0
520	Kankakee	0	0	0	0	0	0	0	0	0
501	Kaskaskia	0	0	10	0	0	0	0	0	0
523	Kishwaukee	0	0	0	0	0	0	0	0	0
532	Lake County	0	0	0	0	0	0	0	15	8
517	Lake Land	12	0	0	24	0	0	0	0	0
536	Lewis & Clark	0	0	19	17	0	0	0	0	0
526	Lincoln Land	0	0	0	0	0	0	0	0	0
530	Logan	0	8	10	0	0	0	0	0	1
528	McHenry	0	0	0	0	0	0	0	0	0
524	Moraine Valley	0	0	0	0	0	0	0	0	9
527	Morton	0	0	0	0	0	0	0	0	0
535	Oakton	0	0	0	0	0	0	0	0	28
505	Parkland	0	0	11	33	0	0	0	0	0
515	Prairie State	0	0	0	31	0	0	0	0	0
521	Rend Lake	0	0	0	0	0	0	0	0	1
537	Richland	0	0	0	0	0	0	0	0	0
511	Rock Valley	0	0	0	0	0	0	0	0	0
518	Sandburg	0	0	0	0	0	0	0	0	0
506	Sauk Valley	0	0	0	0	0	0	0	0	0
531	Shawnee	0	0	0	0	0	0	0	0	1
510	South Suburban	0	0	0	0	0	0	0	0	0
533	Southeastern	0	0	0	0	0	0	0	0	0
522	Southwestern*	0	0	0	0	0	0	1	0	6
534	Spoon River	0	0	0	0	0	0	0	0	0
504	Triton	0	0	0	0	21	0	0	0	0
516	Waubonsee	0	47	0	0	0	0	0	0	0
539	Wood	0	0	0	0	0	0	0	0	0
	TOTALS	12	65	65	165	21	4	1	15	70

*Formerly Belleville Area College
SOURCE OF DATA: Annual Enrollment & Completion Data (A1)

Illinois Community College Board
Table III-9
ANNUAL DUPLICATED COMPLETERS BY ACADEMIC PROGRAM BY COLLEGE
FOR FISCAL YEAR 2000

Dist. No.	District/College	Med Transcription 12 510708	Medical Assistant 12 510801	Occ Therapy Asst 12 510803	Pharmacy Tech/Asst 12 510805	Phys Therapy Asst 12 510806	Physician Asst 12 510807	Vet Asst/Animal Hlth Tech 12 510808	Cardiovascular Tech 12 510901	EEG Tech 12 510903
503	Black Hawk	3	1	10	1	18	0	0	0	2
508	Chicago	(11)	(0)	(25)	(11)	(0)	(22)	(0)	(0)	(0)
	Daley	0	0	0	0	0	0	0	0	0
	Kennedy-King	11	0	0	0	0	0	0	0	0
	Malcolm X	0	0	0	11	0	22	0	0	0
	Olive-Harvey	0	0	0	0	0	0	0	0	0
	Truman	0	0	0	0	0	0	0	0	0
	Washington	0	0	0	0	0	0	0	0	0
	Wilbur Wright	0	0	25	0	0	0	0	0	0
507	Danville	0	0	0	0	0	0	0	0	0
502	DuPage	31	0	22	0	18	0	0	0	0
509	Elgin	3	0	0	0	9	0	0	0	0
512	Harper	4	7	0	4	0	0	0	14	0
540	Heartland	0	0	0	0	0	0	0	0	0
519	Highland	0	0	0	0	0	0	0	0	0
514	Illinois Central	2	0	12	0	17	0	0	0	0
529	Illinois Eastern	(7)	(0)	(0)	(0)	(0)	(0)	(0)	(0)	(0)
	Frontier	2	0	0	0	0	0	0	0	0
	Lincoln Trail	0	0	0	0	0	0	0	0	0
	Olney Central	3	0	0	0	0	0	0	0	0
	Wabash	2	0	0	0	0	0	0	0	0
513	Illinois Valley	0	0	0	0	0	0	0	0	0
525	Joliet	6	0	0	0	0	0	0	0	0
520	Kankakee	0	0	0	0	11	0	0	0	0
501	Kaskaskia	0	0	0	0	17	0	0	0	0
523	Kishwaukee	8	0	0	0	0	0	0	0	0
532	Lake County	4	0	0	0	0	0	0	0	0
517	Lake Land	0	0	0	0	19	0	0	0	0
536	Lewis & Clark	0	0	0	0	0	0	0	0	0
526	Lincoln Land	2	0	6	0	8	0	0	0	0
530	Logan	3	0	3	0	0	0	0	0	0
528	McHenry	3	0	0	0	0	0	0	0	0
524	Moraine Valley	0	0	0	0	0	0	0	0	0
527	Morton	0	0	0	0	29	0	0	0	0
535	Oakton	0	0	0	0	20	0	0	0	0
505	Parkland	3	0	7	0	0	0	27	0	0
515	Prairie State	0	0	0	0	0	0	0	0	0
521	Rend Lake	0	0	5	0	0	0	0	0	0
537	Richland	0	0	0	0	0	0	0	0	0
511	Rock Valley	0	0	0	1	0	0	0	0	0
518	Sandburg	0	0	0	0	0	0	0	0	0
506	Sauk Valley	0	0	0	0	0	0	0	0	0
531	Shawnee	3	0	4	0	0	0	0	0	0
510	South Suburban	2	14	31	11	0	0	0	0	0
533	Southeastern	0	0	5	0	0	0	0	0	0
522	Southwestern*	0	43	0	0	30	0	0	0	0
534	Spoon River	0	0	0	0	0	0	0	0	0
504	Triton	0	0	0	0	0	0	0	0	0
516	Waubonsee	3	0	0	0	0	0	0	0	0
539	Wood	1	0	0	0	1	0	0	0	0
	TOTALS	99	65	130	28	197	22	27	14	2

*Formerly Belleville Area College
SOURCE OF DATA: Annual Enrollment & Completion Data (A1)

Illinois Community College Board
Table III-9
ANNUAL DUPLICATED COMPLETERS BY ACADEMIC PROGRAM BY COLLEGE
FOR FISCAL YEAR 2000

Dist. No.	District/College	Emerg Med Tech 12 510904	Nuclear Med Tech 12 510905	Med Radiologic Tech 12 510907	Resp Therapy Tech 12 510908	Surg/Op Room Tech 12 510909	Diag Med Sonog 12 510910	Renal Dialysis Tech 12 510911	Comp Tomography 12 510913	MRI 12 510914
503	Black Hawk	0	0	1	0	0	0	0	0	0
508	Chicago	(192)	(0)	(31)	(4)	(0)	(0)	(5)	(0)	(0)
	Daley	0	0	0	0	0	0	0	0	0
	Kennedy-King	0	0	0	0	0	0	0	0	0
	Malcolm X	109	0	14	4	0	0	5	0	0
	Olive-Harvey	0	0	0	0	0	0	0	0	0
	Truman	0	0	0	0	0	0	0	0	0
	Washington	83	0	0	0	0	0	0	0	0
	Wilbur Wright	0	0	17	0	0	0	0	0	0
507	Danville	0	0	0	0	0	0	0	0	0
502	DuPage	114	2	24	25	19	5	0	0	0
509	Elgin	27	0	0	0	17	0	0	0	0
512	Harper	0	0	0	0	0	0	0	0	0
540	Heartland	0	0	0	0	0	0	0	0	0
519	Highland	0	0	0	0	0	0	0	0	0
514	Illinois Central	3	0	10	9	14	0	0	0	0
529	Illinois Eastern	(6)	(0)	(10)	(0)	(0)	(0)	(0)	(0)	(0)
	Frontier	4	0	0	0	0	0	0	0	0
	Lincoln Trail	0	0	0	0	0	0	0	0	0
	Olney Central	2	0	10	0	0	0	0	0	0
	Wabash	0	0	0	0	0	0	0	0	0
513	Illinois Valley	0	0	0	0	0	0	0	0	0
525	Joliet	0	0	0	0	0	0	0	0	0
520	Kankakee	2	0	11	10	0	0	0	0	0
501	Kaskaskia	0	0	20	15	0	0	0	0	0
523	Kishwaukee	0	0	16	0	0	0	0	0	0
532	Lake County	0	0	14	0	0	0	0	0	0
517	Lake Land	0	0	0	0	0	0	0	0	0
536	Lewis & Clark	0	0	0	0	0	0	0	0	0
526	Lincoln Land	0	0	10	7	0	0	0	0	0
530	Logan	0	0	0	0	0	0	0	0	0
528	McHenry	12	0	0	0	0	0	0	0	0
524	Moraine Valley	2	0	28	13	0	0	0	0	0
527	Morton	0	0	0	0	0	0	0	0	0
535	Oakton	0	0	0	0	0	0	0	0	0
505	Parkland	1	0	4	14	8	0	0	0	0
515	Prairie State	0	0	0	0	0	0	0	0	0
521	Rend Lake	0	0	0	0	0	0	0	0	0
537	Richland	0	0	0	0	10	0	0	0	0
511	Rock Valley	0	0	0	9	4	0	0	0	0
518	Sandburg	1	0	14	0	0	0	0	0	0
506	Sauk Valley	0	0	12	0	0	0	0	0	0
531	Shawnee	0	0	0	0	0	0	0	0	0
510	South Suburban	1	0	24	0	0	9	0	0	0
533	Southeastern	23	0	0	0	0	0	0	0	0
522	Southwestern*	2	0	24	12	0	0	0	0	0
534	Spoon River	0	0	0	0	0	0	0	0	0
504	Triton	0	16	18	11	19	26	0	10	9
516	Waubonsee	0	0	0	2	0	0	0	0	0
539	Wood	0	0	2	0	0	0	0	0	0
	TOTALS	386	18	273	131	91	40	5	10	9

*Formerly Belleville Area College
SOURCE OF DATA: Annual Enrollment & Completion Data (A1)

Illinois Community College Board
Table III-9
ANNUAL DUPLICATED COMPLETERS BY ACADEMIC PROGRAM BY COLLEGE
FOR FISCAL YEAR 2000

Dist. No.	District/College	Med Lab Tech 12 511004	Alcohol/Drug Abuse Couns 12 511501	Psych/Mntl Hlth Srvcs 12 511502	Dev Disab/Hab Aide 12 511504	Nursing (RN) 12 511601	Nursing Refresher 12 511612	Practical Nurse (LPN) 12 511613	Nurse Assistant 12 511614	Home Health Aide 12 511615
503	Black Hawk	0	0	0	0	33	0	20	0	0
508	Chicago	(11)	(96)	(0)	(0)	(163)	(0)	(167)	(113)	(0)
	Daley	0	0	0	0	24	0	0	0	0
	Kennedy-King	0	0	0	0	38	0	167	113	0
	Malcolm X	11	0	0	0	14	0	0	0	0
	Olive-Harvey	0	0	0	0	25	0	0	0	0
	Truman	0	0	0	0	62	0	0	0	0
	Washington	0	96	0	0	0	0	0	0	0
	Wilbur Wright	0	0	0	0	0	0	0	0	0
507	Danville	0	0	0	0	13	0	15	0	0
502	DuPage	0	16	0	0	73	0	0	61	0
509	Elgin	5	10	0	0	53	0	57	24	0
512	Harper	0	0	0	0	112	0	31	1	0
540	Heartland	0	0	0	0	21	0	4	0	0
519	Highland	0	0	0	0	4	0	13	0	0
514	Illinois Central	9	3	0	0	40	1	9	3	0
529	Illinois Eastern	(0)	(0)	(0)	(0)	(53)	(0)	(58)	(81)	(0)
	Frontier	0	0	0	0	8	0	9	25	0
	Lincoln Trail	0	0	0	0	20	0	24	27	0
	Olney Central	0	0	0	0	8	0	10	12	0
	Wabash	0	0	0	0	17	0	15	17	0
513	Illinois Valley	0	0	0	0	43	0	28	88	0
525	Joliet	0	0	0	0	120	0	0	1	0
520	Kankakee	4	0	0	0	40	0	34	0	0
501	Kaskaskia	0	0	0	0	57	0	22	0	0
523	Kishwaukee	0	0	0	0	36	0	0	62	0
532	Lake County	31	3	0	0	47	0	0	171	0
517	Lake Land	0	0	0	0	24	0	40	0	0
536	Lewis & Clark	5	0	0	0	62	0	16	106	0
526	Lincoln Land	0	0	0	0	73	0	0	139	0
530	Logan	7	0	0	0	35	0	70	0	0
528	McHenry	0	0	0	6	0	0	0	118	1
524	Moraine Valley	3	2	0	0	53	0	0	0	0
527	Morton	0	0	0	0	21	0	16	0	0
535	Oakton	4	4	0	0	43	0	1	54	0
505	Parkland	0	0	0	0	61	0	0	0	0
515	Prairie State	0	7	13	0	36	0	0	1	0
521	Rend Lake	3	0	0	0	38	0	61	0	0
537	Richland	0	0	0	0	18	0	0	0	0
511	Rock Valley	0	5	0	0	31	0	0	224	0
518	Sandburg	0	0	0	0	21	0	29	0	0
506	Sauk Valley	1	0	0	0	12	0	16	34	0
531	Shawnee	1	6	0	0	16	0	25	0	0
510	South Suburban	0	1	0	0	58	0	33	0	0
533	Southeastern	3	0	4	0	44	0	53	12	0
522	Southwestern*	7	0	0	0	31	0	0	110	0
534	Spoon River	0	0	0	0	25	0	5	0	0
504	Triton	0	10	0	0	98	0	57	55	0
516	Waubonsee	0	4	0	0	37	0	0	101	0
539	Wood	1	0	0	0	20	0	17	56	0
	TOTALS	95	167	17	6	1,765	1	897	1,615	1

*Formerly Belleville Area College
SOURCE OF DATA: Annual Enrollment & Completion Data (A1)

Illinois Community College Board
Table III-9
ANNUAL DUPLICATED COMPLETERS BY ACADEMIC PROGRAM BY COLLEGE
FOR FISCAL YEAR 2000

Dist. No.	District/College	Optician/Disp Opt 12 511801	Ophthal Med Tech 12 511803	Med Lab Aide/Phleb 12 512602	Therapeutic Rec Asstg 12 512604	Business, Gen 12 520101	Bus Adm/Mgmt, Gen 12 520201	Logistics/Materials Mgmt 12 520202	Purch/Procur/Contracts Mgmt 12 520203	Ofc Superv/Mgmt 12 520204
503	Black Hawk	0	0	0	0	0	7	0	0	7
508	Chicago	(0)	(0)	(0)	(0)	(0)	(22)	(0)	(1)	(0)
	Daley	0	0	0	0	0	1	0	1	0
	Kennedy-King	0	0	0	0	0	2	0	0	0
	Malcolm X	0	0	0	0	0	0	0	0	0
	Olive-Harvey	0	0	0	0	0	3	0	0	0
	Truman	0	0	0	0	0	1	0	0	0
	Washington	0	0	0	0	0	1	0	0	0
	Wilbur Wright	0	0	0	0	0	14	0	0	0
507	Danville	0	0	0	0	0	0	0	0	9
502	DuPage	0	0	0	0	0	148	0	0	4
509	Elgin	0	0	0	0	0	3	0	0	13
512	Harper	0	0	0	0	0	27	0	0	0
540	Heartland	0	0	0	0	0	0	0	0	0
519	Highland	0	0	0	0	0	1	0	0	0
514	Illinois Central	0	0	0	0	0	31	0	4	1
529	Illinois Eastern	(0)	(0)	(0)	(0)	(0)	(25)	(0)	(0)	(0)
	Frontier	0	0	0	0	0	0	0	0	0
	Lincoln Trail	0	0	0	0	0	25	0	0	0
	Olney Central	0	0	0	0	0	0	0	0	0
	Wabash	0	0	0	0	0	0	0	0	0
513	Illinois Valley	0	0	0	0	0	14	0	0	0
525	Joliet	0	0	0	0	0	0	0	0	0
520	Kankakee	0	0	0	0	0	27	0	0	0
501	Kaskaskia	0	0	0	0	0	11	0	0	4
523	Kishwaukee	0	0	0	0	0	1	0	0	0
532	Lake County	0	0	0	0	0	19	0	0	0
517	Lake Land	0	0	0	0	0	78	0	0	2
536	Lewis & Clark	0	0	0	0	0	2	0	0	0
526	Lincoln Land	0	0	0	0	0	17	0	0	14
530	Logan	0	0	0	0	0	0	0	0	1
528	McHenry	3	0	0	0	0	4	0	0	0
524	Moraine Valley	0	0	26	7	1	36	0	0	0
527	Morton	0	0	0	0	0	8	0	0	0
535	Oakton	0	0	4	0	0	2	0	1	0
505	Parkland	0	0	0	0	0	15	0	0	0
515	Prairie State	0	0	0	0	0	0	0	3	0
521	Rend Lake	0	0	0	0	0	25	0	0	0
537	Richland	0	0	0	0	0	10	0	0	0
511	Rock Valley	0	0	0	0	0	40	0	2	4
518	Sandburg	0	0	0	0	0	15	16	0	0
506	Sauk Valley	0	0	0	0	0	15	0	0	0
531	Shawnee	0	0	0	0	0	1	0	0	0
510	South Suburban	0	0	0	0	0	0	0	0	44
533	Southeastern	0	0	0	0	0	19	0	0	0
522	Southwestern*	0	0	0	0	0	25	0	0	0
534	Spoon River	0	0	0	0	0	0	0	0	0
504	Triton	0	16	0	1	0	39	0	0	0
516	Waubonsee	0	0	0	0	0	8	0	2	0
539	Wood	0	0	0	0	0	9	0	0	0
	TOTALS	3	16	30	8	1	704	16	13	103

*Formerly Belleville Area College
SOURCE OF DATA: Annual Enrollment & Completion Data (A1)

Illinois Community College Board
Table III-9
ANNUAL DUPLICATED COMPLETERS BY ACADEMIC PROGRAM BY COLLEGE
FOR FISCAL YEAR 2000

Dist. No.	District/College	Op Mgmt/Supervision 12 520205	Accounting 12 520301	Accounting Tech 12 520302	Admin Asst/Sec Sci, Gen 12 520401	Exec Asst/Sec 12 520402	Legal Admin Asst/Sec 12 520403	Med Admin Asst/Sec 12 520404	Court Reporter 12 520405	Info Proc/Data Entry Tech 12 520407
503	Black Hawk	0	0	10	27	0	3	0	0	27
508	Chicago	(0)	(0)	(100)	(5)	(0)	(0)	(15)	(0)	(98)
	Daley	0	0	10	0	0	0	15	0	92
	Kennedy-King	0	0	20	0	0	0	0	0	6
	Malcolm X	0	0	6	3	0	0	0	0	0
	Olive-Harvey	0	0	17	1	0	0	0	0	0
	Truman	0	0	6	1	0	0	0	0	0
	Washington	0	0	16	0	0	0	0	0	0
	Wilbur Wright	0	0	25	0	0	0	0	0	0
507	Danville	0	0	20	15	8	0	14	0	8
502	DuPage	0	0	54	61	0	2	0	0	0
509	Elgin	0	0	9	8	5	5	2	0	18
512	Harper	0	0	19	2	17	3	1	0	0
540	Heartland	0	0	0	7	0	0	0	0	7
519	Highland	0	0	9	9	0	0	0	0	0
514	Illinois Central	0	0	12	11	1	0	5	0	7
529	Illinois Eastern	(0)	(0)	(4)	(40)	(5)	(0)	(5)	(4)	(71)
	Frontier	0	0	0	9	0	0	1	0	11
	Lincoln Trail	0	0	0	13	5	0	0	0	33
	Olney Central	0	0	4	9	0	0	4	1	15
	Wabash	0	0	0	9	0	0	0	3	12
513	Illinois Valley	0	0	18	0	0	0	0	0	40
525	Joliet	18	0	6	22	0	2	0	0	25
520	Kankakee	0	0	14	9	0	1	5	0	5
501	Kaskaskia	0	0	12	0	7	0	0	0	0
523	Kishwaukee	0	0	3	9	0	1	0	0	3
532	Lake County	0	5	17	50	0	0	1	0	65
517	Lake Land	0	0	23	29	0	4	9	0	65
536	Lewis & Clark	0	0	6	4	0	3	0	0	0
526	Lincoln Land	0	0	3	5	2	0	0	0	23
530	Logan	0	0	28	3	7	4	3	0	0
528	McHenry	44	0	9	33	0	3	0	0	36
524	Moraine Valley	0	0	8	17	3	2	0	0	0
527	Morton	0	0	2	10	0	0	3	0	29
535	Oakton	3	0	5	13	2	0	0	0	0
505	Parkland	0	0	23	2	10	1	1	0	5
515	Prairie State	9	0	7	17	0	0	0	0	19
521	Rend Lake	0	0	0	10	0	2	2	0	5
537	Richland	0	0	0	18	0	0	0	0	16
511	Rock Valley	0	0	8	9	0	0	5	0	23
518	Sandburg	0	0	10	10	0	1	3	0	13
506	Sauk Valley	0	0	9	5	0	2	2	0	5
531	Shawnee	0	0	3	0	3	2	1	0	0
510	South Suburban	0	0	22	27	10	0	0	5	3
533	Southeastern	0	0	0	7	0	0	0	0	31
522	Southwestern*	0	0	11	21	0	3	1	0	86
534	Spoon River	0	0	0	5	0	0	0	0	0
504	Triton	0	0	20	17	7	1	0	9	0
516	Waubonsee	0	0	44	5	6	0	0	0	34
539	Wood	0	0	4	9	1	0	3	0	2
	TOTALS	74	5	552	551	94	45	81	18	769

*Formerly Belleville Area College
SOURCE OF DATA: Annual Enrollment & Completion Data (A1)

Illinois Community College Board
Table III-9
ANNUAL DUPLICATED COMPLETERS BY ACADEMIC PROGRAM BY COLLEGE
FOR FISCAL YEAR 2000

Dist. No.	District/College	Gen Ofc Clrk/Cler/Typg Srvc 12 520408	Business Comm 12 520501	Enterprise Mgmt/Op, Gen 12 520701	Finance, General 12 520801	Banking/Fin Support Srvcs 12 520803	Investments/Securities 12 520807	Hotel/Restaurant Mgmt 12 520902	Human Res Mgmt 12 521001	Intern'l Business 12 521101
503	Black Hawk	0	0	0	0	1	0	0	0	0
508	Chicago	(15)	(0)	(0)	(0)	(1)	(0)	(3)	(0)	(0)
	Daley	0	0	0	0	0	0	0	0	0
	Kennedy-King	0	0	0	0	0	0	0	0	0
	Malcolm X	0	0	0	0	0	0	0	0	0
	Olive-Harvey	0	0	0	0	0	0	0	0	0
	Truman	0	0	0	0	0	0	0	0	0
	Washington	0	0	0	0	1	0	3	0	0
	Wilbur Wright	15	0	0	0	0	0	0	0	0
507	Danville	0	0	0	0	0	0	0	0	0
502	DuPage	0	0	0	0	0	0	8	0	0
509	Elgin	1	0	0	0	0	0	0	0	0
512	Harper	2	0	0	0	4	0	1	9	7
540	Heartland	0	0	2	0	0	0	0	0	0
519	Highland	1	0	0	0	0	0	0	0	0
514	Illinois Central	24	0	0	0	4	0	0	0	0
529	Illinois Eastern	(0)	(0)	(0)	(0)	(1)	(0)	(0)	(0)	(0)
	Frontier	0	0	0	0	0	0	0	0	0
	Lincoln Trail	0	0	0	0	1	0	0	0	0
	Olney Central	0	0	0	0	0	0	0	0	0
	Wabash	0	0	0	0	0	0	0	0	0
513	Illinois Valley	9	0	0	0	0	0	0	0	0
525	Joliet	0	0	0	1	0	0	0	12	0
520	Kankakee	0	0	0	0	0	0	0	0	0
501	Kaskaskia	0	0	0	0	0	0	0	0	0
523	Kishwaukee	5	0	0	0	0	0	0	0	0
532	Lake County	0	0	0	0	0	0	0	0	0
517	Lake Land	2	0	0	0	0	0	0	0	0
536	Lewis & Clark	4	0	0	0	0	0	1	1	0
526	Lincoln Land	7	0	0	0	0	0	3	0	0
530	Logan	7	0	0	0	0	0	0	0	0
528	McHenry	0	0	2	0	0	0	0	0	0
524	Moraine Valley	0	0	3	0	1	0	0	5	0
527	Morton	8	0	0	0	0	0	0	0	0
535	Oakton	0	0	0	0	3	3	11	0	0
505	Parkland	0	0	0	0	3	0	3	0	1
515	Prairie State	0	0	0	0	2	0	0	0	0
521	Rend Lake	0	0	0	0	0	0	0	0	0
537	Richland	0	0	0	0	0	0	0	0	0
511	Rock Valley	0	0	0	0	0	0	0	0	0
518	Sandburg	0	0	0	0	0	0	0	4	0
506	Sauk Valley	3	0	0	0	0	0	0	0	0
531	Shawnee	2	0	0	0	0	0	0	0	0
510	South Suburban	0	0	3	0	0	0	0	0	0
533	Southeastern	2	0	0	0	0	0	0	0	0
522	Southwestern*	0	0	2	0	2	0	0	0	0
534	Spoon River	2	0	0	0	0	0	0	0	0
504	Triton	0	0	0	0	0	0	4	0	0
516	Waubonsee	0	1	2	0	1	0	0	0	0
539	Wood	1	0	0	0	0	0	0	0	0
	TOTALS	95	1	14	1	23	3	34	31	8

*Formerly Belleville Area College
SOURCE OF DATA: Annual Enrollment & Completion Data (A1)

Illinois Community College Board
Table III-9
ANNUAL DUPLICATED COMPLETERS BY ACADEMIC PROGRAM BY COLLEGE
FOR FISCAL YEAR 2000

Dist. No.	District/College	Mgmt Info Sys/Bus DP, Gen 12 521201	Bus Comp Prog 12 521202	Bus Sys Analysis/Design 12 521203	Bus Sys Netwrkg/Telecom 12 521204	Bus Comp Facility Op 12 521205	Bus Mrktg Mgmt 12 521401	Real Estate 12 521501	General Studies	Vocational Skills	Total
503	Black Hawk	0	8	0	5	6	0	0	11	0	786
508	Chicago	(0)	(263)	(0)	(0)	(0)	(0)	(0)	(307)	(265)	(4,662)
	Daley	0	99	0	0	0	0	0	3	1	576
	Kennedy-King	0	44	0	0	0	0	0	48	1	842
	Malcolm X	0	16	0	0	0	0	0	11	2	364
	Olive-Harvey	0	32	0	0	0	0	0	12	0	385
	Truman	0	20	0	0	0	0	0	34	259	792
	Washington	0	33	0	0	0	0	0	146	0	1,232
	Wilbur Wright	0	19	0	0	0	0	0	53	2	471
507	Danville	0	18	0	0	8	0	0	0	0	348
502	DuPage	0	254	0	0	0	0	1	97	0	2,570
509	Elgin	0	23	0	18	0	0	0	9	0	1,038
512	Harper	0	94	0	1	1	0	0	0	0	1,373
540	Heartland	9	6	0	13	0	0	0	0	0	390
519	Highland	0	4	0	0	0	0	0	9	0	258
514	Illinois Central	0	26	0	71	0	0	3	97	21	1,477
529	Illinois Eastern	(0)	(0)	(20)	(0)	(0)	(0)	(0)	(80)	(0)	(1,231)
	Frontier	0	0	0	0	0	0	0	6	0	189
	Lincoln Trail	0	0	20	0	0	0	0	51	0	460
	Olney Central	0	0	0	0	0	0	0	7	0	260
	Wabash	0	0	0	0	0	0	0	16	0	322
513	Illinois Valley	0	4	0	1	0	0	0	46	0	650
525	Joliet	0	23	0	12	0	0	0	20	0	878
520	Kankakee	0	16	0	0	0	0	0	37	0	420
501	Kaskaskia	0	12	0	0	0	0	0	13	0	574
523	Kishwaukee	0	0	0	0	0	0	0	0	0	509
532	Lake County	0	22	0	26	0	0	0	0	0	1,185
517	Lake Land	0	17	0	24	5	0	0	40	0	1,272
536	Lewis & Clark	0	31	0	20	0	0	0	2	0	793
526	Lincoln Land	0	38	0	39	0	0	1	28	0	1,127
530	Logan	0	21	0	0	0	0	0	3	0	614
528	McHenry	0	13	0	1	0	0	0	30	0	666
524	Moraine Valley	0	50	0	22	0	0	0	0	0	1,242
527	Morton	0	32	0	0	0	0	0	44	0	312
535	Oakton	0	34	0	34	0	7	1	0	0	620
505	Parkland	4	35	0	13	0	0	1	29	0	818
515	Prairie State	0	20	0	0	2	0	0	16	0	506
521	Rend Lake	0	0	0	0	0	0	0	0	0	478
537	Richland	0	7	3	0	0	0	0	5	0	319
511	Rock Valley	0	26	0	2	0	0	0	4	0	1,086
518	Sandburg	0	15	0	0	0	0	0	12	0	430
506	Sauk Valley	0	2	0	0	1	0	0	9	0	344
531	Shawnee	0	6	0	1	0	0	0	4	0	267
510	South Suburban	0	37	0	5	0	0	2	0	0	681
533	Southeastern	0	6	0	0	0	0	0	18	0	683
522	Southwestern*	0	13	0	0	0	0	0	0	0	1,704
534	Spoon River	0	9	0	0	0	0	0	8	0	250
504	Triton	0	11	0	3	3	0	2	28	2	1,084
516	Waubonsee	0	11	0	11	0	0	2	13	0	806
539	Wood	0	0	0	0	0	0	0	2	0	349
	TOTALS	13	1,207	23	322	26	7	13	1,021	288	34,800

*Formerly Belleville Area College
SOURCE OF DATA: Annual Enrollment & Completion Data (A1)

Illinois Community College Board
Table III-10
SUMMARY OF ADULT EDUCATION COMPLETIONS
AWARDED IN FISCAL YEAR 2000 BY COMMUNITY COLLEGE DISTRICT

Dist. No.	District/College	Adult Basic Education Levels Completed	English As A Second Language Levels Completed	Total
503	Black Hawk	232	310	542
508	Chicago	485	74	559
507	Danville	93	15	108
502	DuPage	555	1,356	1,911
509	Elgin*	66	1,605	1,671
512	Harper	57	229	286
540	Heartland	73	1	74
519	Highland*	124	56	180
514	Illinois Central*	143	32	175
529	Illinois Eastern	202	0	202
513	Illinois Valley	101	81	182
525	Joliet	600	405	1,005
520	Kankakee	139	77	216
501	Kaskaskia*	57	9	66
523	Kishwaukee	50	80	130
532	Lake County*	66	594	660
517	Lake Land	59	1	60
536	Lewis & Clark	97	12	109
526	Lincoln Land	108	35	143
530	Logan	129	0	129
528	McHenry	38	313	351
524	Moraine Valley	279	823	1,102
527	Morton	198	1,053	1,251
535	Oakton	663	961	1,624
505	Parkland*	256	67	323
515	Prairie State	302	136	438
521	Rend Lake	56	2	58
537	Richland	87	22	109
511	Rock Valley	124	119	243
518	Sandburg	69	21	90
506	Sauk Valley*	8	3	11
531	Shawnee	40	2	42
510	South Suburban	362	371	733
533	Southeastern	43	1	44
522	Southwestern**	140	119	259
534	Spoon River	30	13	43
504	Triton	441	984	1,425
516	Waubonsee*	219	479	698
539	Wood	48	0	48
	Totals	6,839	10,461	17,300

Education levels completed: ABE Beginning (0 - 5.9) to ABE Intermediate, ABE Intermediate (6.0-8.9) to ASE, ESL Beginning Level (CELSA/MELT 0-V) to ESL Intermediate, ESL Intermediate Level (CELSA/MELT VI-VII) to ESL Advanced

*GED completion data from ICCB Annual Enrollment and Completion (A1) Data for selected colleges.
**Formerly Belleville Area College
SOURCE OF DATA: ISBE Adult Education Data

Illinois Community College Board
Table III-11
SUMMARY OF HIGH SCHOOL COMPLETIONS
AWARDED IN FISCAL YEAR 2000 BY COMMUNITY COLLEGE DISTRICT

Dist. No.	District	Passed GED Exam**	Alternative High School Diploma Awarded	Total High School Completions
503	Black Hawk*	185	27	212
508	Chicago	939	0	939
507	Danville	0	3	3
502	DuPage	0	0	0
509	Elgin*	77	0	77
512	Harper	52	0	52
540	Heartland	0	0	0
519	Highland*	120	0	120
514	Illinois Central	246	0	246
529	Illinois Eastern	0	0	0
513	Illinois Valley*	72	0	72
525	Joliet	0	0	0
520	Kankakee*	67	0	67
501	Kaskaskia	64	0	64
523	Kishwaukee*	143	0	143
532	Lake County	50	31	81
517	Lake Land	0	0	0
536	Lewis & Clark	0	0	0
526	Lincoln Land	135	0	135
530	Logan	0	0	0
528	McHenry*	117	0	117
524	Moraine Valley	3	0	3
527	Morton	67	0	67
535	Oakton	0	39	39
505	Parkland	61	0	61
515	Prairie State	0	0	0
521	Rend Lake	53	0	53
537	Richland	71	0	71
511	Rock Valley	169	0	169
518	Sandburg	0	0	0
506	Sauk Valley	1	0	1
531	Shawnee	0	23	23
510	South Suburban	24	0	24
533	Southeastern*	43	0	43
522	Southwestern***	0	0	0
534	Spoon River*	42	1	43
504	Triton	10	80	90
516	Waubonsee*	166	0	166
539	Wood*	74	0	74
	TOTALS	3,051	204	3,255

* GED completion data from ICCB Annual Enrollment and Completion (A1) Data for selected colleges.
** Completeness of the GED count is based on matches between student SSN identifiers in college and ETS data.
***Formerly Belleville Area College
SOURCES OF DATA: ISBE Adult Education Data
ICCB Annual Enrollment and Completions (A1) Data for GED completions at selected colleges.

Section IV

FINANCIAL DATA

Presented in this section are financial data on audited revenues and expenditures, chargeback computations, local tax rates, tuition and fees, and state aid grants.

Tables IV-1 through IV-3 give historical data for annual enrollments, ICCB grants to colleges, and net instructional unit costs.

Table IV-4 shows the fiscal year 2000 reimbursable credit hours for funded instructional categories and the total reimbursable credit hours for each community college district. Reimbursable credit hours are those hours which qualify for state funding.

Tables IV-5 and IV-6 list the state grants received by each community college district during fiscal year 2000 and fiscal year 2001 for each category of grants.

Table IV-7 shows the per capita costs per credit hour, the chargeback rate, and tuition and fee rates for each community college district. Colleges are limited by law to a tuition rate that does not exceed one-third of their per capita costs.

Table IV-8 lists the total 1999 operating tax extensions and the corporate personal property replacement tax paid to each community college district in 2000.

Table IV-9 itemizes each college's 1999 tax levy rates for the Education Fund; Operations and Maintenance Fund; Bond and Interest Fund; Liability, Protection, and Settlement Fund; Audit Fund; and Other Funds.

Table IV-10 details the fiscal year 2000 net instructional unit cost for funded instructional categories for each community college district.

Tables IV-11 through IV-13 show operating revenues by source and operating expenditures by object and function for the Education and Operation and Maintenance Funds as reported in the districts' fiscal year 2000 external audits.

Tables IV-14 through IV-15 present total current funds revenues by source of funds and expenditures by function for each public community college district as reported in the districts' fiscal year 2000 external audit.

Table IV-16 provides data on energy costs for each college for fiscal year 2000.

Illinois Community College Board
Table IV-1
ANNUAL FTE STUDENTS*
FISCAL YEAR 1990 THROUGH FISCAL YEAR 2000

Dist. No.	District/College	Annual FY 1990 FTE	Annual FY 1991 FTE	Annual FY 1992 FTE	Annual FY 1993 FTE	Annual FY 1994 FTE	Annual FY 1995 FTE	Annual FY 1996 FTE	Annual FY 1997 FTE	Annual FY 1998 FTE	Annual FY 1999 FTE	Annual FY 2000 FTE
503	Black Hawk	4,725	4,906	5,110	5,034	5,194	4,969	5,080	5,110	4,951	4,847	4,667
508	Chicago	51,831	56,147	58,754	55,902	52,403	47,708	45,887	45,748	45,180	44,087	40,789
507	Danville	1,992	2,085	2,182	2,249	1,937	1,736	1,665	1,629	1,629	1,543	1,473
502	DuPage	12,811	13,424	14,019	14,395	14,024	13,890	13,836	13,702	13,748	13,867	14,229
509	Elgin	3,966	4,168	4,465	4,798	4,688	4,585	4,628	4,678	4,754	4,869	4,885
512	Harper	7,923	7,847	8,218	8,183	7,970	7,641	7,413	7,540	7,707	7,704	7,807
540	Heartland	—	—	—	—	—	1,378	1,603	1,743	1,831	1,938	2,202
519	Highland	1,801	1,790	1,823	1,826	1,796	1,707	1,563	1,546	1,560	1,509	1,641
514	Illinois Central	6,095	6,347	6,668	6,423	6,319	6,144	6,231	6,275	6,422	6,430	6,328
529	Illinois Eastern	4,317	4,567	4,818	4,691	4,423	4,452	4,404	4,603	4,733	4,615	4,566
513	Illinois Valley	2,493	2,605	2,634	2,617	2,572	2,468	2,348	2,423	2,378	2,440	2,547
525	Joliet	5,332	5,512	5,621	5,827	5,578	5,534	5,709	5,811	5,965	5,987	6,202
520	Kankakee	2,457	2,661	2,871	3,037	2,829	2,917	3,070	2,936	2,861	2,651	2,696
501	Kaskaskia	2,254	2,398	2,541	2,602	2,520	2,476	2,354	2,251	2,204	2,270	2,184
523	Kishwaukee	1,772	1,795	1,952	1,881	1,838	1,856	1,912	1,749	1,878	1,868	2,134
532	Lake County	5,552	5,733	5,865	6,032	5,870	5,807	5,887	5,942	6,089	6,010	6,218
517	Lake Land	2,890	2,992	3,217	3,231	3,276	3,141	3,283	3,389	3,738	3,988	4,419
536	Lewis & Clark	2,800	2,985	3,109	3,069	2,852	2,719	2,797	2,864	2,918	2,987	3,032
526	Lincoln Land	3,842	4,102	4,346	4,467	4,335	4,565	4,584	4,622	4,313	4,189	4,357
530	Logan	2,983	3,271	3,383	3,460	3,379	3,580	3,622	3,555	3,664	3,612	3,824
528	McHenry	1,737	1,949	2,267	2,449	2,499	2,531	2,716	2,707	2,789	2,778	2,948
541	Metropolitan	—	—	—	—	—	802	613	625	688	—	—
524	Moraine Valley	7,402	7,776	8,123	8,084	7,406	7,140	7,040	7,058	7,187	7,341	7,546
527	Morton	1,760	1,869	1,993	1,923	1,845	1,807	1,762	1,955	2,080	2,068	2,083
535	Oakton	5,781	5,960	6,146	6,327	6,289	6,031	6,367	6,070	5,872	5,855	6,567
505	Parkland	4,831	4,905	5,675	5,477	5,139	4,955	4,881	4,752	4,807	4,786	4,850
515	Prairie State	2,542	2,851	3,042	3,029	2,840	2,718	2,746	2,809	2,851	2,865	2,726
521	Rend Lake	2,061	2,180	2,266	2,138	2,219	2,335	2,301	2,296	2,238	2,174	2,321
537	Richland	1,883	1,963	2,167	2,220	2,064	1,869	1,775	1,782	1,829	1,855	1,771
511	Rock Valley	3,849	4,117	4,316	4,321	4,369	4,170	4,141	4,072	4,082	4,248	4,349
518	Sandburg	1,605	1,684	1,800	1,794	1,636	1,729	1,825	1,852	1,847	1,926	1,883
506	Sauk Valley	1,646	1,792	1,873	1,744	1,567	1,503	1,487	1,486	1,454	1,396	1,435
531	Shawnee	964	1,099	1,364	1,396	1,400	1,353	1,357	1,282	1,296	1,314	1,359
510	South Suburban	4,012	4,204	4,759	5,106	4,984	4,574	4,437	4,168	4,187	4,099	4,021
533	Southeastern	2,296	2,348	2,320	2,245	2,300	2,277	2,147	2,025	1,960	1,890	1,971
522	Southwestern	6,335	6,691	7,378	7,782	7,393	7,056	6,991	6,870	6,819	6,852	7,061
534	Spoon River	1,086	1,283	1,382	1,457	1,274	1,187	1,204	1,206	1,132	1,085	1,083
504	Triton	8,185	8,391	8,266	8,236	7,489	7,646	8,154	8,349	8,387	8,165	8,242
516	Waubonsee	2,875	3,007	3,104	3,267	3,363	3,376	3,437	3,582	3,695	3,652	3,910
539	Wood	1,466	1,490	1,522	1,386	1,261	1,173	1,187	1,204	1,272	1,378	1,380
	TOTALS	190,152	200,894	211,359	210,105	201,140	195,505	194,444	194,266	194,995	193,138	193,706

*Calculated from annual reimbursable credit hours
SOURCE OF DATA: ICCB Credit Hour Claims

Illinois Community College Board
Table IV-2
TOTAL ICCB GRANTS PAID TO COMMUNITY COLLEGES
FISCAL YEAR 1994 THROUGH FISCAL YEAR 2001

Dist. No.	District/College	FY 1994 Total Grants	FY 1995 Total Grants	FY 1996 Total Grants	FY 1997 Total Grants	FY 1998 Total Grants	FY 1999 Total Grants	FY 2000 Total Grants	FY 2001 Total Grants
503	Black Hawk	$7,340,297	$7,560,329	$8,374,803	$8,821,192	$9,496,762	$10,286,682	$10,592,488	$10,956,699
508	Chicago	56,489,317	55,307,152	55,004,449	54,867,655	54,437,927	54,930,479	58,039,108	62,874,697
507	Danville	3,288,457	3,491,144	3,624,427	3,813,564	3,754,788	3,830,962	3,909,977	3,995,380
502	DuPage	11,964,764	12,627,767	13,179,428	13,790,384	14,154,326	15,081,253	15,367,425	16,078,969
509	Elgin	3,836,507	4,201,372	4,307,067	4,691,917	4,903,069	5,335,270	5,503,769	5,930,457
512	Harper	6,742,589	6,865,061	7,387,696	7,560,636	7,718,768	8,139,624	8,529,907	9,053,173
540	Heartland	—	—	—	1,682,175	1,978,600	2,268,286	2,438,957	2,618,582
519	Highland	2,458,116	2,584,034	2,783,363	3,088,573	3,085,376	3,024,912	2,959,993	2,985,307
514	Illinois Central	7,652,605	7,776,102	8,299,320	8,550,807	8,990,741	10,040,722	10,854,967	11,231,350
529	Illinois Eastern	7,893,756	8,289,703	8,645,907	9,407,968	10,115,803	11,405,568	12,196,760	12,532,955
513	Illinois Valley	2,438,812	2,473,722	2,645,841	2,923,061	3,033,110	3,238,587	3,209,296	3,357,281
525	Joliet	4,829,447	5,115,972	5,325,738	5,720,266	6,105,851	6,637,669	6,927,496	7,361,710
520	Kankakee	4,355,528	4,927,588	4,791,921	5,315,643	5,948,450	6,159,953	6,493,676	6,534,584
501	Kaskaskia	4,139,871	4,331,001	4,650,210	5,090,772	5,331,459	5,498,425	5,483,053	5,738,996
523	Kishwaukee	2,554,458	2,494,373	2,654,823	2,978,101	3,105,796	3,112,985	2,995,167	2,928,704
532	Lake County	5,027,855	5,266,182	5,571,405	5,903,991	6,081,848	6,577,240	6,978,762	7,287,919
517	Lake Land	4,209,942	4,591,794	4,923,519	5,259,389	5,791,824	6,550,682	7,257,282	8,055,028
536	Lewis & Clark	3,342,042	3,529,624	3,780,402	4,039,454	4,297,924	5,010,532	5,590,251	6,128,283
526	Lincoln Land	3,874,207	4,051,525	4,286,015	4,818,344	5,160,656	5,640,488	5,599,215	5,691,238
530	Logan	6,232,524	6,784,207	7,260,943	8,510,363	9,447,213	10,018,663	10,665,371	10,958,761
528	McHenry	1,982,642	2,147,914	2,361,952	2,596,410	2,849,976	3,119,537	3,283,394	3,463,937
541	Metropolitan	—	—	—	2,324,857	2,144,312	1,819,657	—	—
524	Moraine Valley	7,230,433	7,327,879	7,570,684	7,536,024	7,535,553	7,960,135	8,313,261	9,124,584
527	Morton	1,811,652	1,833,487	1,908,350	2,163,780	2,242,755	2,671,800	3,232,592	3,363,402
535	Oakton	5,000,129	5,291,025	5,696,547	6,005,266	6,464,993	6,610,315	6,761,137	7,001,025
505	Parkland	5,954,200	6,138,854	6,644,624	6,661,421	6,628,947	6,719,915	6,806,468	7,072,008
515	Prairie State	2,752,858	2,763,692	2,944,497	3,135,988	3,415,543	3,771,699	4,066,541	4,724,539
521	Rend Lake	4,041,847	4,108,903	4,358,233	4,994,048	5,428,696	5,889,394	6,108,097	6,254,887
537	Richland	1,865,178	1,943,716	2,046,188	2,288,960	2,293,923	2,377,645	2,504,328	2,588,343
511	Rock Valley	3,793,454	3,847,896	4,187,882	4,464,383	4,604,212	4,844,598	4,924,019	5,297,127
518	Sandburg	2,129,184	2,233,779	2,288,356	2,671,293	3,173,508	3,540,614	3,706,811	4,031,046
506	Sauk Valley	2,295,426	2,327,003	2,389,055	2,540,632	2,549,889	2,741,392	2,742,959	2,750,634
531	Shawnee	2,468,869	2,690,240	2,913,163	3,281,289	3,533,128	3,713,847	3,861,133	4,139,153
510	South Suburban	4,984,812	6,173,345	6,290,196	7,099,445	7,341,227	7,063,308	7,219,551	7,701,511
533	Southeastern	4,024,591	4,178,918	4,591,564	5,034,661	5,355,455	5,550,454	5,608,479	5,669,904
522	Southwestern	9,996,639	11,588,232	11,944,222	12,919,931	13,197,001	13,693,129	14,124,118	14,892,427
534	Spoon River	1,633,330	1,796,487	1,786,143	2,014,395	2,060,291	2,327,767	2,343,414	2,372,720
504	Triton	7,635,909	7,768,211	7,943,413	8,234,878	8,959,950	9,657,662	9,851,901	10,159,553
516	Waubonsee	2,618,486	2,824,993	3,045,086	3,389,490	3,523,213	3,967,555	4,162,664	4,288,726
539	Wood	1,930,584	1,951,200	1,950,158	2,112,359	2,144,771	2,333,865	2,635,984	3,064,003
	TOTALS	$222,821,316	$231,204,426	$240,357,589	$258,303,762	$268,387,634	$283,163,271	$293,849,771	$310,259,602

*Heartland and Metropolitan were included in the system funding formula in fiscal year 1997 for the first time.
SOURCE OF DATA: ICCB Records

Illinois Community College Board
Table IV-3
NET INSTRUCTIONAL UNIT COST IN ILLINOIS PUBLIC COMMUNITY COLLEGES
SINCE FISCAL YEAR 1994

Dist. No.	District/College	FY 1994	FY 1995	FY 1996	FY 1997	FY 1998	FY 1999	FY2000
503	Black Hawk	$142.18	$159.55	$162.45	$180.41	$179.48	$179.31	$197.13
508	Chicago	117.08	135.91	154.72	141.25	155.09	159.42	170.72
	Daley	126.79	152.58	141.92	133.84	149.84	155.05	153.92
	Kennedy-King	110.60	163.16	211.20	162.10	175.74	266.79	286.56
	Malcolm X	101.73	119.67	135.27	132.22	143.89	125.79	139.78
	Olive-Harvey	131.97	149.32	166.70	146.31	162.80	171.44	215.69
	Truman	107.78	122.03	133.25	127.81	142.81	117.95	128.40
	Washington	135.42	136.57	177.07	169.11	184.83	201.48	209.48
	Wright	127.13	136.03	156.83	142.63	153.82	160.33	154.15
507	Danville	143.97	170.47	185.04	212.85	205.33	234.24	248.87
502	DuPage	134.86	143.55	148.46	158.06	165.18	172.90	178.61
509	Elgin	144.08	161.87	158.84	180.29	196.61	196.59	DNS
512	Harper	178.72	160.70	220.69	219.30	222.30	223.39	230.16
540	Heartland	---	154.98	169.44	161.72	177.35	198.02	207.32
519	Highland	140.88	158.04	181.66	174.56	182.94	193.56	202.83
514	Illinois Central	152.64	149.11	143.51	168.50	173.41	187.30	NA
529	Illinois Eastern	93.40	98.04	105.67	119.84	131.55	130.34	136.65
	Frontier	75.06	75.50	90.48	104.35	132.72	125.16	134.12
	Lincoln Trail	114.64	117.53	124.89	128.78	137.16	137.96	149.85
	Olney Central	105.90	117.30	128.29	164.24	173.51	165.03	165.5
	Wabash Valley	83.15	87.29	90.06	97.63	103.83	107.61	112.29
513	Illinois Valley	128.77	139.88	155.35	166.47	173.10	170.82	192.09
525	Joliet	158.98	178.19	194.66	200.64	187.89	210.54	202.67
520	Kankakee	102.81	104.19	104.92	116.97	130.35	146.59	182.36
501	Kaskaskia	123.75	131.50	136.10	141.28	158.26	148.06	167.72
523	Kishwaukee	144.26	150.88	153.25	179.45	187.33	197.46	199.22
532	Lake County	181.14	187.18	195.85	208.81	218.88	223.72	246.33
517	Lake Land	126.53	133.67	132.56	133.36	146.42	130.98	132.46
536	Lewis & Clark	124.33	143.38	141.78	175.99	166.74	164.33	174.19
526	Lincoln Land	132.62	142.43	154.95	164.06	185.49	201.05	213.32
530	Logan	124.19	127.47	143.69	155.85	162.96	170.63	186.49
528	McHenry	143.67	149.23	154.38	167.93	182.46	205.61	204.88
541	Metropolitan/SCC	DNS	155.79	155.79	132.49	DNS	---	---
524	Moraine Valley	160.72	164.54	174.17	175.85	174.53	181.27	191.35
527	Morton	155.63	153.54	163.19	160.21	155.32	162.72	171.09
535	Oakton	133.86	150.05	150.86	167.50	182.14	189.92	188.36
505	Parkland	154.08	169.00	176.44	185.40	194.42	199.19	210.59
515	Prairie State	143.42	156.65	160.24	181.06	173.38	184.44	225.05
521	Rend Lake	120.69	132.82	132.50	155.95	173.11	172.77	154.2
537	Richland	134.40	158.23	175.79	198.99	204.66	216.32	244.02
511	Rock Valley	151.39	162.88	172.64	177.83	192.84	186.49	168.01
518	Sandburg	130.58	163.17	163.17	207.27	197.19	183.69	221.03
506	Sauk Valley	154.96	164.82	200.45	196.54	205.32	212.93	216.96
531	Shawnee	136.07	161.85	170.32	170.53	152.54	167.06	173.81
510	South Suburban	141.00	162.52	164.81	159.48	155.30	185.56	212.15
533	Southeastern	127.15	138.40	143.79	153.76	175.53	179.42	183
522	Southwestern	115.93	125.33	133.82	139.94	149.28	153.89	177.84
534	Spoon River	127.38	127.63	156.13	171.04	190.94	203.47	221.1
504	Triton	160.88	158.98	154.35	152.84	163.92	178.15	165.92
516	Waubonsee	156.89	162.14	185.91	184.00	190.39	198.17	194.92
539	Wood	162.90	176.48	182.77	184.54	172.34	162.91	196.51
	STATE AVERAGES	$136.09	$147.68	$158.95	$163.40	$171.76	$178.33	$187.34

DNS = Data Not Submitted
SOURCE OF DATA: Unit Cost Reports

Table IV-4
FISCAL YEAR 2000 TOTAL REIMBURSABLE CREDIT HOURS*

Dist. No.	District	Baccalaureate	Business	Technical	Health	Remedial	ABE/ASE	Total
503	Black Hawk	73,596	8,802	19,644	5,272	9,138	23,555	140,007
508	Chicago	314,540	39,272	78,263	53,414	99,726	638,445	1,223,659
507	Danville	24,635	3,787	7,780	1,545	3,379	3,060	44,186
502	DuPage	253,663	29,261	67,961	12,947	33,941	29,084	426,856
509	Elgin	79,194	12,069	19,080	6,288	9,153	20,752	146,536
512	Harper	149,524	14,539	21,211	7,307	28,666	12,975	234,222
540	Heartland	44,374	3,059	6,306	1,820	9,232	1,270	66,061
519	Highland	27,402	3,012	4,763	2,388	7,189	4,472	49,226
514	Illinois Central	124,805	14,452	28,586	7,838	6,727	7,430	189,837
529	Illinois Eastern	65,535	10,149	39,104	14,621	4,305	3,260	136,973
513	Illinois Valley	44,916	4,993	15,033	4,036	3,939	3,491	76,408
525	Joliet	104,670	10,372	31,453	8,267	20,041	11,259	186,062
520	Kankakee	31,121	4,228	7,540	7,209	7,185	23,586	80,867
501	Kaskaskia	38,064	6,110	9,433	7,211	3,186	1,516	65,519
523	Kishwaukee	38,315	3,502	6,735	3,674	5,485	6,297	64,008
532	Lake County	111,464	8,145	27,131	7,898	17,069	14,836	186,541
517	Lake Land	66,990	14,591	35,193	6,318	5,997	3,483	132,570
536	Lewis & Clark	53,335	8,450	11,986	5,247	6,664	5,278	90,959
526	Lincoln Land	79,114	6,696	21,270	8,394	12,044	3,184	130,702
530	Logan	67,361	9,601	16,651	8,581	6,004	6,537	114,734
528	McHenry	58,661	6,478	9,153	2,258	5,757	6,135	88,441
524	Moraine Valley	147,431	21,665	23,924	9,185	15,633	8,527	226,365
527	Morton	28,210	2,720	3,968	2,989	4,984	19,634	62,505
535	Oakton	99,901	11,879	27,486	7,757	16,600	33,397	197,019
505	Parkland	92,804	7,614	17,650	8,211	13,952	5,283	145,514
515	Prairie State	45,316	4,660	9,429	4,906	9,428	8,036	81,774
521	Rend Lake	35,779	4,428	17,739	5,070	4,013	2,615	69,642
537	Richland	32,469	3,814	6,861	2,860	5,014	2,097	53,115
511	Rock Valley	76,243	7,621	21,120	6,092	13,793	5,615	130,484
518	Sandburg	32,056	4,610	7,880	5,182	3,552	3,198	56,477
506	Sauk Valley	25,994	3,100	5,688	2,621	4,463	1,174	43,040
531	Shawnee	23,760	3,259	3,680	4,892	1,953	3,223	40,766
510	South Suburban	51,512	11,675	11,116	11,279	13,357	21,686	120,624
533	Southeastern	28,656	4,681	17,050	4,745	2,187	1,816	59,134
522	Southwestern	116,378	20,816	35,956	10,971	18,249	9,468	211,838
534	Spoon River	21,731	2,251	4,250	1,566	1,500	1,196	32,494
504	Triton	112,300	15,214	37,828	25,718	12,809	43,404	247,272
516	Waubonsee	58,766	8,898	10,396	4,033	8,048	27,148	117,288
539	Wood	23,291	3,822	5,790	2,932	3,504	2,049	41,387
	STATE TOTALS	2,903,873	364,288	752,080	303,533	457,864	1,029,465	5,811,102

*The credit hours used for funding purposes may not be the same as presented in this table.
SOURCE OF DATA: ICCB Credit Hour Claims

Illinois Community College Board
Table IV-5
SUMMARY OF FISCAL YEAR 2000 ICCB GRANTS TO ILLINOIS PUBLIC COMMUNITY COLLEGES

							Workforce Preparation			Advanced Technology					
Dist. No.	District	Base Operating Grants	Small College Grants	Equalization Grants	Performance Based Initiative	Special Population Grants	Business/ Industry	Educ. to Careers	Welfare to Work	Instructional Equipment	Technology Support	Staff Tech. Skills Enhance.	Deferred Maint. Grants	Retirees Health Ins. Grants	Total Grants to Colleges
503	Black Hawk	$4,606,943	$0	$4,853,004	$45,116	$300,486	$160,252	$99,943	$76,000	$149,704	$176,477	$64,454	$60,109	$0	$10,592,488
508	Chicago	32,084,287	0	15,103,137	227,064	6,477,359	543,347	125,888	862,700	751,795	288,700	385,913	488,918	700,000	58,039,108
507	Danville	1,564,384	120,000	1,607,495	19,926	75,815	97,990	101,664	70,200	51,848	138,205	21,586	40,864	0	3,909,977
502	DuPage	13,519,498	0	0	86,810	373,235	328,188	118,240	71,700	413,640	157,496	138,738	159,880	0	15,367,425
509	Elgin	4,504,932	0	0	33,193	235,392	157,684	106,155	68,800	145,667	115,937	61,110	74,899	0	5,503,769
512	Harper	7,331,672	0	0	48,819	306,847	173,002	117,440	64,100	169,741	118,727	98,607	100,952	0	8,529,907
540	Heartland	1,755,761	120,000	0	14,225	81,343	87,126	96,135	65,800	34,774	140,493	21,485	21,815	0	2,438,957
519	Highland	1,504,590	120,000	719,950	13,637	99,754	87,809	98,537	63,200	35,847	157,167	20,573	38,929	0	2,959,993
514	Illinois Central	6,455,609	0	3,309,748	51,593	135,091	193,481	104,044	95,700	201,928	166,333	62,630	78,810	0	10,854,967
529	Illinois Eastern	5,316,021	0	5,704,886	50,008	145,155	235,264	98,534	65,800	267,597	206,793	39,524	67,178	0	12,196,760
513	Illinois Valley	2,429,452	120,000	0	19,642	73,090	117,465	102,732	64,700	82,457	144,953	16,215	38,590	0	3,209,296
525	Joliet	5,843,712	0	0	35,988	239,886	183,136	108,325	81,000	185,668	130,465	46,922	72,394	0	6,927,496
520	Kankakee	2,564,324	0	3,042,854	27,687	292,892	118,783	100,008	75,000	84,528	123,231	25,133	39,236	0	6,493,676
501	Kaskaskia	2,498,537	120,000	2,177,028	28,328	57,764	125,100	98,555	68,400	94,457	164,056	18,951	31,877	0	5,483,053
523	Kishwaukee	1,852,007	120,000	433,515	17,030	91,509	97,135	95,777	62,000	50,505	109,314	29,085	37,290	0	2,995,167
532	Lake County	5,906,399	0	0	38,131	261,757	162,073	107,368	76,800	152,566	119,105	66,684	87,879	0	6,978,762
517	Lake Land	3,878,640	0	2,484,773	38,306	78,587	174,434	98,481	66,700	171,993	188,934	36,483	39,951	0	7,257,282
536	Lewis & Clark	2,915,216	0	1,876,327	28,352	122,820	122,898	99,986	78,300	90,996	166,472	35,267	53,617	0	5,590,251
526	Lincoln Land	4,609,677	0	50,000	31,494	115,103	163,299	102,676	84,300	154,492	197,671	44,084	46,419	0	5,599,215
530	Logan	3,715,510	0	6,145,626	37,273	116,244	140,675	103,581	78,300	118,934	125,963	38,308	44,957	0	10,665,371
528	McHenry	2,629,697	0	0	17,788	112,714	106,469	99,581	61,500	65,176	111,749	33,950	44,770	0	3,283,394
524	Moraine Valley	7,187,978	0	50,000	52,404	216,009	177,132	113,160	81,400	176,233	116,540	59,792	82,613	0	8,313,261
527	Morton	1,790,930	120,000	664,303	13,337	190,118	92,138	99,307	69,100	42,652	89,042	26,957	34,708	0	3,232,592
535	Oakton	5,595,347	0	0	37,182	380,684	159,301	109,613	76,300	148,208	116,025	59,488	78,989	0	6,761,137
505	Parkland	4,903,615	0	947,267	42,942	164,901	149,585	98,959	74,600	132,939	178,023	52,800	60,837	0	6,806,468
515	Prairie State	2,819,285	0	504,562	22,338	151,244	118,180	108,685	75,200	83,581	102,958	32,024	48,484	0	4,066,541
521	Rend Lake	2,432,780	120,000	2,849,703	28,630	70,334	131,062	102,223	68,200	103,826	136,147	26,349	38,843	0	6,108,097
537	Richland	1,773,280	120,000	0	14,323	80,416	94,789	102,737	79,400	46,817	137,206	24,221	31,139	0	2,504,328
511	Rock Valley	4,067,852	0	0	31,008	138,176	146,367	103,691	84,900	127,881	124,412	39,625	60,107	0	4,924,019
518	Sandburg	1,904,373	120,000	1,022,986	17,719	73,649	107,516	98,212	67,300	66,820	174,800	23,005	30,431	0	3,706,811
506	Sauk Valley	1,502,020	120,000	534,704	13,145	60,788	93,854	96,707	64,200	45,349	153,169	18,546	40,477	0	2,742,959
531	Shawnee	1,343,750	120,000	1,852,477	14,337	56,378	93,404	105,386	70,000	44,641	122,375	16,215	22,170	0	3,861,133
510	South Suburban	4,002,380	0	2,188,547	32,005	308,723	145,226	106,083	102,400	126,087	106,053	36,585	65,462	0	7,219,551
533	Southeastern	2,250,239	120,000	2,563,795	25,756	66,621	130,730	104,190	63,900	103,305	128,782	16,924	34,237	0	5,608,479
522	Southwestern	6,839,283	0	5,970,977	70,851	210,941	228,160	106,669	110,300	256,431	183,413	80,061	67,032	0	14,124,118
534	Spoon River	1,198,459	120,000	484,989	11,075	43,625	86,857	101,395	64,200	34,352	151,317	19,458	27,687	0	2,343,414
504	Triton	8,276,486	0	0	50,680	403,259	278,082	102,915	80,800	334,890	130,804	91,513	102,472	0	9,851,901
516	Waubonsee	3,277,490	0	0	21,287	245,053	125,242	100,389	68,400	94,680	115,358	53,002	61,763	0	4,162,664
539	Wood	1,269,912	120,000	653,463	11,995	58,040	94,265	109,331	67,200	45,995	164,233	17,735	23,815	0	2,635,984
	STATE TOTALS	179,922,327	1,800,000	67,796,116	1,421,424	12,711,802	6,027,500	4,053,302	3,668,800	5,489,000	5,678,898	2,000,002	2,580,600	700,000	293,849,771
	ROUNDING/ UNDISTRIBUTED	273		-16	77,876	-2		-2			2	-2			78,129
		$179,922,600	$1,800,000	$67,796,100	$1,499,300	$12,711,800	$6,027,500	$4,053,300	$3,668,800	$5,489,000	$5,678,900	$2,000,000	$2,580,600	$700,000	$293,927,900

SOURCE OF DATA: ICCB Financial Records

Illinois Community College Board
Table IV-6
SUMMARY OF FISCAL YEAR 2001 ICCB GRANTS TO ILLINOIS PUBLIC COMMUNITY COLLEGES

Dist. No.	District	Base Operating Grants	Small College Grants	Equalization Grants	Performance Based Initiative	Special Population Grants	Workforce Development: Business/ Industry	Workforce Development: Educ. to Careers	Workforce Development: Welfare to Work	Advanced Technology: Instructional Equipment	Advanced Technology: Technology Support	Advanced Technology: Staff Tech. Skills Enhance.	Deferred Maint. Grants	Retirees Health Ins. Grants	Current Workforce Training Grants	Accelerated College Enrollment Grants	Illinois Community College Online Grants	Total Grants to Colleges
503	Black Hawk	4,607,706	0	5,062,640	58,443	300,693	159,357	99,464	76,222	148,779	183,128	50,454	80,379		92,735	22,596	14,103	$10,956,699
508	Chicago	34,084,851	0	16,770,460	312,448	6,586,498	559,833	116,221	996,179	780,235	282,938	443,437	622,520	735,000	489,108	80,866	14,103	$62,874,697
507	Danville	1,541,778	60,000	1,673,481	25,691	74,499	99,199	103,444	67,112	53,924	142,690	21,097	55,862		50,000	12,500	14,103	$3,995,380
502	DuPage	13,543,826	0	0	112,218	422,378	343,975	109,521	68,391	439,878	163,933	141,211	201,692		435,306	82,537	14,103	$16,078,969
509	Elgin	4,623,594	0	0	45,972	254,041	160,360	103,288	65,711	150,360	119,141	65,282	94,730		194,753	39,122	14,103	$5,930,457
512	Harper	7,404,523	0	0	69,731	322,613	173,004	111,050	63,714	170,296	119,092	69,561	123,789		352,571	59,126	14,103	$9,053,173
540	Heartland	1,870,540	60,000	0	17,716	89,598	89,749	95,249	62,558	39,024	145,008	21,893	25,110		74,275	13,759	14,103	$2,618,582
519	Highland	1,503,391	60,000	713,134	18,824	99,450	87,316	99,524	61,664	35,187	162,045	19,903	48,266		50,000	12,500	14,103	$2,985,307
514	Illinois Central	6,408,142	0	3,498,850	67,241	138,184	195,518	101,305	88,905	205,796	172,839	65,381	101,439		142,320	31,327	14,103	$11,231,350
529	Illinois Eastern	5,301,344	0	5,924,260	70,071	142,565	238,283	101,164	63,171	273,227	215,751	43,388	83,128		50,000	12,500	14,103	$12,532,955
513	Illinois Valley	2,466,265	60,000	50,000	23,255	79,440	121,270	103,690	62,347	88,725	149,714	23,784	47,487		53,567	13,634	14,103	$3,357,281
525	Joliet	5,936,695	0	0	48,984	245,638	189,566	105,093	77,098	196,411	136,059	46,971	93,834		224,997	46,261	14,103	$7,361,710
520	Kankakee	2,611,591	0	2,965,758	29,409	267,958	119,662	102,557	71,947	86,189	126,836	26,172	47,392		52,510	12,500	14,103	$6,534,584
501	Kaskaskia	2,473,266	60,000	2,417,791	34,263	55,586	127,913	99,193	65,168	99,199	170,249	18,112	41,653		50,000	12,500	14,103	$5,738,996
523	Kishwaukee	1,863,926	60,000	309,023	21,089	92,519	94,549	96,562	61,086	46,592	112,162	48,364	46,229		50,000	12,500	14,103	$2,928,704
532	Lake County	5,876,078	0	0	49,227	257,691	164,353	104,314	74,155	156,656	123,524	68,367	113,118		234,858	51,475	14,103	$7,287,919
517	Lake Land	4,121,387	0	2,852,662	47,823	83,160	192,984	98,986	62,137	201,801	197,754	41,796	48,733		73,695	18,007	14,103	$8,055,028
536	Lewis & Clark	3,007,254	0	2,171,743	40,537	123,954	128,166	100,731	73,542	99,598	172,811	36,422	67,199		73,568	18,655	14,103	$6,128,283
526	Lincoln Land	4,502,271	0	50,000	43,498	124,675	158,725	100,889	73,664	147,783	205,538	43,886	68,184		129,734	28,288	14,103	$5,691,238
530	Logan	3,709,750	0	6,309,108	65,283	112,849	146,592	107,005	76,082	128,651	130,317	38,811	57,710		50,000	12,500	14,103	$10,958,761
528	McHenry	2,663,904	0	0	23,773	96,207	108,492	98,997	60,455	68,577	114,935	34,333	55,996		104,286	19,879	14,103	$3,463,937
524	Moraine Valley	7,324,408	0	334,514	67,025	211,306	184,276	108,408	81,548	188,071	119,393	59,510	102,869		282,487	46,666	14,103	$9,124,584
527	Morton	1,789,185	60,000	754,384	15,216	208,533	89,878	99,906	67,340	39,227	90,357	22,490	42,562		57,721	12,500	14,103	$3,363,402
535	Oakton	5,529,074	0	0	43,978	380,088	162,804	106,232	74,838	154,213	118,078	57,221	98,235		224,964	37,197	14,103	$7,001,025
505	Parkland	4,865,475	0	1,076,839	52,192	168,609	150,129	97,679	72,508	134,228	184,443	49,857	75,651		109,973	20,322	14,103	$7,072,008
515	Prairie State	2,860,007	0	825,121	28,101	165,139	119,316	105,702	76,555	85,644	105,562	32,939	59,220		211,210	35,920	14,103	$4,724,539
521	Rend Lake	2,381,881	60,000	3,009,459	41,056	71,398	130,295	103,529	64,712	102,955	139,593	25,874	47,532		50,000	12,500	14,103	$6,254,887
537	Richland	1,800,028	60,000	0	17,146	85,369	99,248	101,805	75,311	54,002	141,846	32,740	38,479		55,766	12,500	14,103	$2,588,343
511	Rock Valley	4,206,500	0	0	37,700	173,817	151,255	102,435	74,470	136,004	127,279	39,109	74,371		136,309	23,775	14,103	$5,297,127
518	Sandburg	2,012,397	60,000	1,186,275	25,387	77,287	111,119	98,552	65,080	72,719	181,269	23,585	39,572		51,201	12,500	14,103	$4,031,046
506	Sauk Valley	1,474,462	60,000	534,145	19,698	61,655	94,165	97,458	61,542	45,986	157,987	17,813	49,120		50,000	12,500	14,103	$2,750,634
531	Shawnee	1,374,883	60,000	2,059,957	25,047	54,670	94,768	111,198	67,183	46,937	126,320	16,022	25,565		50,000	12,500	14,103	$4,139,153
510	South Suburban	3,962,841	0	2,465,626	42,278	310,028	146,736	104,065	107,054	128,879	107,687	35,726	81,134		167,657	27,697	14,103	$7,701,511
533	Southeastern	2,176,007	60,000	2,671,671	32,354	58,867	130,488	108,138	61,752	103,260	132,082	17,017	41,665		50,000	12,500	14,103	$5,669,904
522	Southwestern	$6,840,100	0	6,450,604	96,120	220,359	235,123	106,332	108,683	268,244	192,059	80,308	82,942		157,540	39,910	14,103	$14,892,427
534	Spoon River	1,155,266	60,000	532,088	14,918	42,852	86,455	104,089	62,418	33,829	155,763	15,027	33,412		50,000	12,500	14,103	$2,372,720
504	Triton	8,319,869	0	50,000	65,411	412,659	283,683	102,120	76,888	344,812	135,917	90,359	128,269		116,258	19,205	14,103	$10,159,553
516	Waubonsee	3,236,107	0	0	29,750	264,277	122,459	99,745	65,168	90,599	117,697	47,966	76,465		100,615	23,775	14,103	$4,288,726
539	Wood	1,390,156	60,000	937,408	18,008	62,893	98,934	84,362	65,641	53,506	170,196	17,813	28,483		50,000	12,500	14,103	$3,064,003
	STATE TOTALS	182,820,728	900,000	73,657,001	1,896,881	13,000,002	6,149,997	4,000,002	3,699,999	5,700,003	5,849,992	2,050,001	3,249,996	735,000	4,999,984	999,999	550,017	310,259,602
	ROUNDING/ UNDISTRIBUTED	5,872		(1)		(2)	3	(2)	1	(3)	8	(1)	4		16	1	(17)	5,879
		$182,826,600	$900,000	$73,657,000	$1,896,881	$13,000,000	$6,150,000	$4,000,000	$3,700,000	$5,700,000	$5,850,000	$2,050,000	$3,250,000	$735,000	$5,000,000	$1,000,000	$550,000	$310,265,481

SOURCE OF DATA: ICCB Financial Records

Illinois Community College Board
Table IV-7
PER CAPITA COSTS, CHARGEBACK RATES, AND STUDENT TUITION AND FEE RATES AT ILLINOIS PUBLIC COMMUNITY COLLEGE DISTRICTS

Dist. No.	District	FY 2000 Per Capita Costs a)	FY 2001 Chargeback Rates a)	FY 2001 Student Tuition & Fee Rates b)
503	Black Hawk	296.40	93.94	55.00
508	Chicago	240.56	193.06	50.97
507	Danville	378.54	179.57	44.00
502	DuPage	244.92	127.56	48.00
509	Elgin	278.70	178.26	48.00
512	Harper	277.29	148.26	61.58
540	Heartland	276.11	163.53	43.00
519	Highland	292.65	138.92	44.35
514	Illinois Central	283.62	114.83	44.45
529	Illinois Eastern	207.45	77.61	40.00
513	Illinois Valley	260.90	121.64	55.00
525	Joliet	235.84	115.54	53.00
520	Kankakee	264.87	95.15	42.00
501	Kaskaskia	226.36	91.11	42.00
523	Kishwaukee	272.50	124.27	47.00
532	Lake County	347.00	222.00	54.00
517	Lake Land	222.50	51.09	52.00
536	Lewis & Clark	297.38	144.71	53.00
526	Lincoln Land	255.88	140.14	46.00
530	Logan	213.77	98.91	43.00
528	McHenry	269.50	177.02	47.47
524	Moraine Valley	259.22	141.03	49.00
527	Morton	243.73	106.98	48.00
535	Oakton	259.49	142.59	46.25
505	Parkland	276.48	144.29	53.00
515	Prairie State	328.04	175.84	60.00
521	Rend Lake	293.02	141.34	42.00
537	Richland	289.87	121.34	46.50
511	Rock Valley	283.46	142.43	47.00
518	Sandburg	368.44	180.80	62.00
506	Sauk Valley	298.22	134.78	46.00
531	Shawnee	240.00	76.07	40.00
510	South Suburban	330.39	182.18	54.00
533	Southeastern	242.60	103.52	39.00
522	Southwestern	209.47	75.60	44.50
534	Spoon River	294.04	122.33	54.00
504	Triton	216.60	94.22	44.50
516	Waubonsee	283.47	152.65	46.23
539	Wood	256.03	108.80	55.00
	AVERAGES	$272.19	$131.90	$48.48

DNS - Data Not Submitted
SOURCES OF DATA: a) Certificate of Chargeback Reimbursement
b) ICCB Survey

Illinois Community College Board
Table IV-8
1999 OPERATING TAX EXTENSIONS* FOR REAL ESTATE
AND OTHER PROPERTY TAX AND 2000 CORPORATE PERSONAL
PROPERTY REPLACEMENT TAX REVENUES

Dist. No.	District	1999 Operating Tax Extension a)	2000 Total CPPRT b)
503	Black Hawk	5,617,297	1,079,298
508	Chicago	68,140,215	10,739,713
507	Danville	3,421,331	454,151
502	DuPage	48,129,756	1,223,895
509	Elgin	18,390,541	444,462
512	Harper	30,455,413	756,016
540	Heartland	5,849,286	632,754
519	Highland	3,012,994	317,170
514	Illinois Central	12,163,773	2,319,895
529	Illinois Eastern	2,459,505	529,944
513	Illinois Valley	3,631,831	948,581
525	Joliet	16,934,706	1,551,539
520	Kankakee	3,045,642	387,490
501	Kaskaskia	2,086,922	391,690
523	Kishwaukee	4,475,047	206,984
532	Lake County	28,569,213	933,498
517	Lake Land	4,203,948	343,896
536	Lewis & Clark	5,098,438	782,223
526	Lincoln Land	13,365,078	867,156
530	Logan	3,476,156	495,966
528	McHenry	10,845,674	256,636
524	Moraine Valley	14,700,470	991,642
527	Morton	4,741,696	987,783
535	Oakton	25,925,701	809,179
505	Parkland	10,588,504	1,737,761
515	Prairie State	5,326,558	380,482
521	Rend Lake	1,321,904	338,810
537	Richland	4,721,259	343,058
511	Rock Valley	11,786,995	1,216,523
518	Sandburg	2,784,933	214,278
506	Sauk Valley	3,196,563	366,249
531	Shawnee	1,098,002	388,976
510	South Suburban	6,320,446	442,768
533	Southeastern	1,296,876	176,698
522	Southwestern	6,868,214	1,096,898
534	Spoon River	1,449,979	723,169
504	Triton	16,753,820	1,582,943
516	Waubonsee	11,786,297	728,655
539	Wood	2,130,465	396,360
	TOTALS	$426,171,448	$38,585,191

*1999 tax extensions are collectible in 2000
SOURCES OF DATA: a) ICCB Tax Survey
b) Department of Revenue

Illinois Community College Board
Table IV-9
1999 TAX LEVY RATES (PER $100 OF EAV)

Dist. No.	District	Impacted by PTELL*	Education Fund	Oper. & Maint. Fund	Supp. Equity	Liability, Protect. & Settlement Fund	Audit Fund	Building Bonds	Working Cash Bonds	Protect., Health & Safety Bonds	Teacher's Orders/Other	Prot., Health., & Safety Tax Levy	PBC Oper. & Maint. Fund	PBC Rental Fund	Total
503	Black Hawk		12.00	7.00	4.41	6.38	0.13					4.15			34.07
508	Chicago	X	16.22	3.06		1.59	0.10						4.29	10.31	35.57
507	Danville		37.29	7.50		7.96	0.28	8.47				5.00			66.50
502	DuPage	X	16.82	2.86		0.48	0.02								20.18
509	Elgin	X	21.76	6.95		3.15	0.06						1.43	6.91	40.26
512	Harper	X	15.91	6.82		0.81	0.05	1.65				1.76			27.00
540	Heartland		17.50	5.00		2.66	0.14				2.66				27.96
519	Highland		17.50	7.50		3.87	0.22		3.24		2.40	5.00			39.73
514	Illinois Central		19.08	4.77		4.67	0.12				6.04			5.39	40.07
529	Illinois Eastern		17.50	7.50		4.41	0.21			14.15					43.77
513	Illinois Valley		12.98	4.00		7.62	0.15				8.72	4.48			37.95
525	Joliet	X	12.39	7.02		1.63	0.06					0.86			21.96
520	Kankakee		12.59	3.57	2.50	1.66	0.22								20.54
501	Kaskaskia		17.50	7.50		7.13	0.23		5.36			5.00			42.72
523	Kishwaukee		27.50	7.50		3.65	0.33	11.42	3.23	2.48					56.11
532	Lake County		13.00	6.00		0.70	0.10				1.10	0.40			21.30
517	Lake Land		15.50	2.50	5.41	5.17	0.12		4.32		4.35	5.00			42.37
536	Lewis & Clark		15.00	10.00		3.64	0.11		3.10	1.94	7.61				41.40
526	Lincoln Land		27.00	7.00		2.46	0.02				2.46				38.94
530	Logan		30.00	5.00		3.78	0.04	4.12							42.94
528	McHenry	X	22.00	3.00		1.73	0.07	7.20							34.00
524	Moraine Valley	X	16.96	4.61		1.96	0.14	2.52				1.45			27.64
527	Morton	X	28.16	9.39		9.61	0.42		4.72			2.47			54.77
535	Oakton	X	15.99	3.96		0.24	0.03								20.22
505	Parkland		26.00	10.00		5.47	0.12					5.00			46.59
515	Prairie State	X	19.28	2.82		4.02	0.16				6.55	4.61			37.44
521	Rend Lake	X	20.00	5.00		0.09	0.01			0.22		0.05			25.36
537	Richland		21.31	4.00		2.68	0.17					4.85			33.01
511	Rock Valley		23.00	4.00		4.24	0.10	5.03							36.37
518	Sandburg		17.00	5.00	1.41	7.73	0.30		0.09	1.11	8.62	4.25			45.51
506	Sauk Valley		24.50	3.00		3.06	0.26				6.14	5.00			41.96
531	Shawnee		19.13	4.61		7.23	0.47					5.00			36.44
510	South Suburban	X	15.91	7.50		14.14	0.15				7.71	1.11			46.52
533	Southeastern	X	28.00	10.00		12.38	0.50			9.51					60.40
522	Southwestern		13.20	2.80	3.06	3.08	0.03		1.10			4.08			27.35
534	Spoon River		20.00	5.00		9.17	0.06			11.37					45.60
504	Triton	X	22.23	6.29		2.46	0.11					0.53			31.62
516	Waubonsee	X	25.70	3.00		1.86	0.15				1.11	1.57		10.54	43.93
539	Wood		17.50	5.00	0.91	3.71	0.28		3.19			1.10			31.68

*Property Tax Extension Limitation Law
SOURCE OF DATA: ICCB 2000 Budget Information/Tax Revenue Survey

Illinois Community College Board
Table IV-10
FISCAL YEAR 2000 NET INSTRUCTIONAL UNIT COST BY FUNDED INSTRUCTIONAL CATEGORIES
IN ILLINOIS PUBLIC COMMUNITY COLLEGES

Dist. No.	District	Baccalaureate	Business	Technical	Health	Remedial	ABE/ASE	Average
503	Black Hawk	$198.69	$203.33	$216.15	$317.21	$178.70	$153.88	$197.13
508	Chicago	217.44	190.73	207.69	238.60	183.88	133.12	170.72
507	Danville	227.53	284.23	305.06	283.51	213.84	263.81	248.87
502	DuPage	172.00	204.34	198.18	305.36	160.06	136.51	178.61
509	Elgin	DNS	DNS	DNS	DNS	DNS	DNS	DNS
512	Harper	219.89	238.49	252.07	419.26	217.29	229.36	230.16
540	Heartland	203.45	248.37	269.56	314.74	157.66	167.35	207.32
519	Highland	199.31	259.70	297.43	228.33	141.90	178.38	202.83
514	Illinois Central	NA	NA	NA	NA	NA	NA	NA
529	Illinois Eastern	125.78	174.78	133.47	171.92	125.08	136.22	136.65
513	Illinois Valley	191.22	181.11	182.13	281.10	179.32	160.26	191.42
525	Joliet	187.81	191.31	296.33	345.38	159.74	161.78	202.67
520	Kankakee	178.40	223.45	260.25	274.43	163.14	133.94	182.36
501	Kaskaskia	148.48	161.99	186.88	250.22	129.02	242.62	167.72
523	Kishwaukee	168.91	208.82	288.30	302.04	170.51	247.13	199.22
532	Lake County	248.69	268.29	252.14	369.54	227.71	197.18	246.33
517	Lake Land	119.41	138.69	141.72	195.09	134.82	152.91	132.46
536	Lewis & Clark	158.67	161.14	208.28	326.76	155.22	163.24	174.19
526	Lincoln Land	207.27	196.58	194.48	337.44	206.34	222.97	213.32
530	Logan	167.04	217.18	231.33	253.15	182.50	145.27	186.49
528	McHenry	203.24	220.56	247.51	222.68	195.09	164.19	204.88
524	Moraine Valley	185.43	173.79	249.36	328.03	168.99	132.14	191.35
527	Morton	178.73	199.32	227.35	307.02	111.65	143.00	171.09
535	Oakton	194.83	211.68	205.92	327.98	170.97	122.45	188.36
505	Parkland	197.16	224.70	239.98	360.57	187.67	178.29	210.59
515	Prairie State	208.96	205.33	270.61	396.20	194.37	204.41	225.05
521	Rend Lake	120.00	194.39	210.92	236.82	89.12	147.76	154.20
537	Richland	218.80	270.20	282.80	230.25	226.47	523.82	244.02
511	Rock Valley	147.35	220.08	216.00	238.19	125.55	206.59	168.01
518	Sandburg	193.00	259.04	262.71	270.91	192.95	289.95	221.03
506	Sauk Valley	197.21	211.17	250.86	373.36	204.64	212.37	216.96
531	Shawnee	164.44	197.60	219.40	197.67	179.42	129.11	173.81
510	South Suburban	218.04	201.70	249.93	292.13	209.20	149.74	212.15
533	Southeastern	164.08	198.51	196.16	253.03	149.28	175.15	183.00
522	Southwestern	166.06	189.69	198.57	245.58	163.65	167.17	177.84
534	Spoon River	191.63	254.40	288.88	287.33	159.15	441.36	221.10
504	Triton	161.82	166.58	211.60	197.51	175.48	113.54	165.92
516	Waubonsee	183.60	203.78	220.23	200.35	180.24	209.90	194.92
539	Wood	179.57	183.16	240.96	271.95	178.56	215.67	196.51
	STATE AVERAGES	$187.63	$199.18	$215.06	$269.41	$177.28	$144.75	$187.34

DNS = Data Not Submitted
NA = Not Available
SOURCE OF DATA: ICCB Unit Cost Report

Illinois Community College Board
Table IV-11
FISCAL YEAR 2000 AUDITED OPERATING REVENUES* BY SOURCE

Dist No.	District	Local Taxes & Chgbacks	Student Tuition	Student Fees	ICCB Grants	CPPRT**	SBE Adult Ed & Other State	SBE Voc Ed	Federal	Other	Total
503	Black Hawk	$5,438,025	$7,561,426	$603,687	$9,240,771	$980,531	$79,094	$445,993	$82,262	$1,669,207	$26,100,996
508	Chicago	87,629,973	43,039,430	0	46,730,275	0	581,147	1,413,420	218,235	42,303,228	221,915,708
507	Danville	3,341,129	2,741,195	628,835	3,311,805	469,879	0	91,436	6,582	261,841	10,852,702
502	DuPage	47,033,374	23,103,703	831,795	13,606,308	1,197,631	0	638,377	0	2,138,875	88,550,063
509	Elgin	18,954,578	6,588,962	0	4,442,984	106,238	2,269,269	0	0	1,056,879	33,418,910
512	Harper	30,722,018	14,015,359	2,260,432	7,380,491	748,905	0	500,939	171,220	1,565,620	57,364,984
540	Heartland	5,580,730	3,385,229	382,832	1,752,941	619,176	742,353	67,359	7,010	790,803	13,328,433
519	Highland	2,953,008	1,970,152	133,973	2,344,540	310,364	13,637	74,104	38,209	514,452	8,352,439
514	Illinois Central	9,401,869	8,496,558	632,291	9,514,260	2,270,436	2,073,087	297,201	0	2,725,218	35,410,920
529	Illinois Eastern	2,364,173	6,043,543	294,861	10,901,095	524,959	1,134,673	645,139	0	438,249	22,346,692
513	Illinois Valley	3,573,488	2,943,549	328,669	2,347,418	939,658	850,799	0	431	637,846	11,621,858
525	Joliet	17,751,771	9,076,332	1,275,247	5,879,700	0	567,090	229,632	79,434	868,934	35,728,140
520	Kankakee	2,709,040	2,879,745	233,138	5,607,177	383,845	1,155,549	188,087	31,614	737,760	13,925,955
501	Kaskaskia	2,078,270	2,502,212	425,023	4,328,664	383,284	935,155	0	0	431,449	11,084,057
523	Kishwaukee	4,558,134	2,780,659	273,888	2,245,660	202,543	163,080	81,449	11,076	207,161	10,523,650
532	Lake County	28,383,012	11,671,040	0	5,832,000	924,717	2,705,106	163,045	0	1,462,656	51,141,576
517	Lake Land	4,087,792	4,348,038	2,007,009	5,632,704	340,660	1,500,929	294,457	5,090	837,036	19,053,715
536	Lewis & Clark	4,991,941	3,885,871	614,270	4,819,895	774,865	0	161,817	0	66,188	15,314,847
526	Lincoln Land	12,757,031	5,308,196	790,807	4,659,677	848,549	31,494	75,641	11,847	607,770	25,091,012
530	Logan	3,385,822	5,231,064	354,176	9,861,135	485,323	37,273	217,692	0	868,683	20,441,168
528	McHenry	10,566,952	4,310,432	1,737,012	2,647,485	251,130	1,181,979	83,412	0	585,389	21,363,791
524	Moraine Valley	14,317,654	14,391,132	91,753	7,290,381	982,315	0	341,272	0	1,641,827	39,056,334
527	Morton	4,718,294	2,503,787	132,841	2,588,570	978,492	0	44,900	0	500,444	11,467,328
535	Oakton	25,393,534	7,213,587	1,498,009	4,855,310	0	890,509	143,242	0	2,625,679	42,619,870
505	Parkland	10,839,880	11,183,117	851,220	5,855,251	1,721,415	1,827,761	227,438	172,455	1,606,351	34,284,888
515	Prairie State	5,007,663	5,425,568	504,070	3,346,611	376,903	0	181,209	0	600,967	15,442,991
521	Rend Lake	1,322,288	2,837,965	524,822	5,231,174	331,540	749,522	146,730	0	665,585	11,809,626
537	Richland	4,588,312	2,471,559	235,969	1,907,603	337,850	0	61,815	0	477,586	10,080,694
511	Rock Valley	11,592,364	6,142,098	622,477	4,098,860	1,205,081	0	142,128	0	1,010,186	24,813,194
518	Sandburg	2,534,949	2,790,156	341,752	2,708,805	209,680	802,629	110,442	0	129,378	9,627,791
506	Sauk Valley	3,104,848	1,965,359	144,304	2,007,632	362,804	190,864	58,740	2,660	382,815	8,220,026
531	Shawnee	828,964	1,061,739	214,585	3,330,564	385,392	0	104,409	8,188	527,977	6,461,818
510	South Suburban	5,348,055	5,706,990	774,351	6,190,926	0	2,821,932	211,215	25,168	5,857,724	26,936,361
533	Southeastern	1,224,963	2,122,410	168,925	4,959,789	175,070	0	134,936	138,335	220,919	9,145,347
522	Southwestern	5,564,272	10,074,057	1,046,880	12,755,820	1,073,360	2,289,586	487,756	32,036	4,767,352	38,091,119
534	Spoon River	1,540,092	1,743,838	303,163	1,803,448	716,368	6,112	44,204	4,416	227,104	6,388,745
504	Triton	17,282,810	12,914,712	317,622	8,188,218	1,568,053	0	811,562	1,774	1,684,548	42,769,299
516	Waubonsee	11,337,202	4,268,541	775,775	3,298,777	721,802	1,283,821	117,917	67,698	6,144,574	28,016,107
539	Wood	2,010,706	2,881,180	291,406	2,043,375	387,855	509,259	82,005	0	487,651	8,693,437
	STATE TOTALS	$436,818,980	$269,580,490	$22,647,869	$245,548,099	$24,296,673	$27,393,709	$9,121,120	$1,115,740	$90,333,911	$1,126,856,591

*Revenues received in the Education and Operations & Maintenance Funds
**Corporate Personal Property Replacement Tax Revenue
DNS = Data Not Submitted
SOURCE OF DATA: College Audits

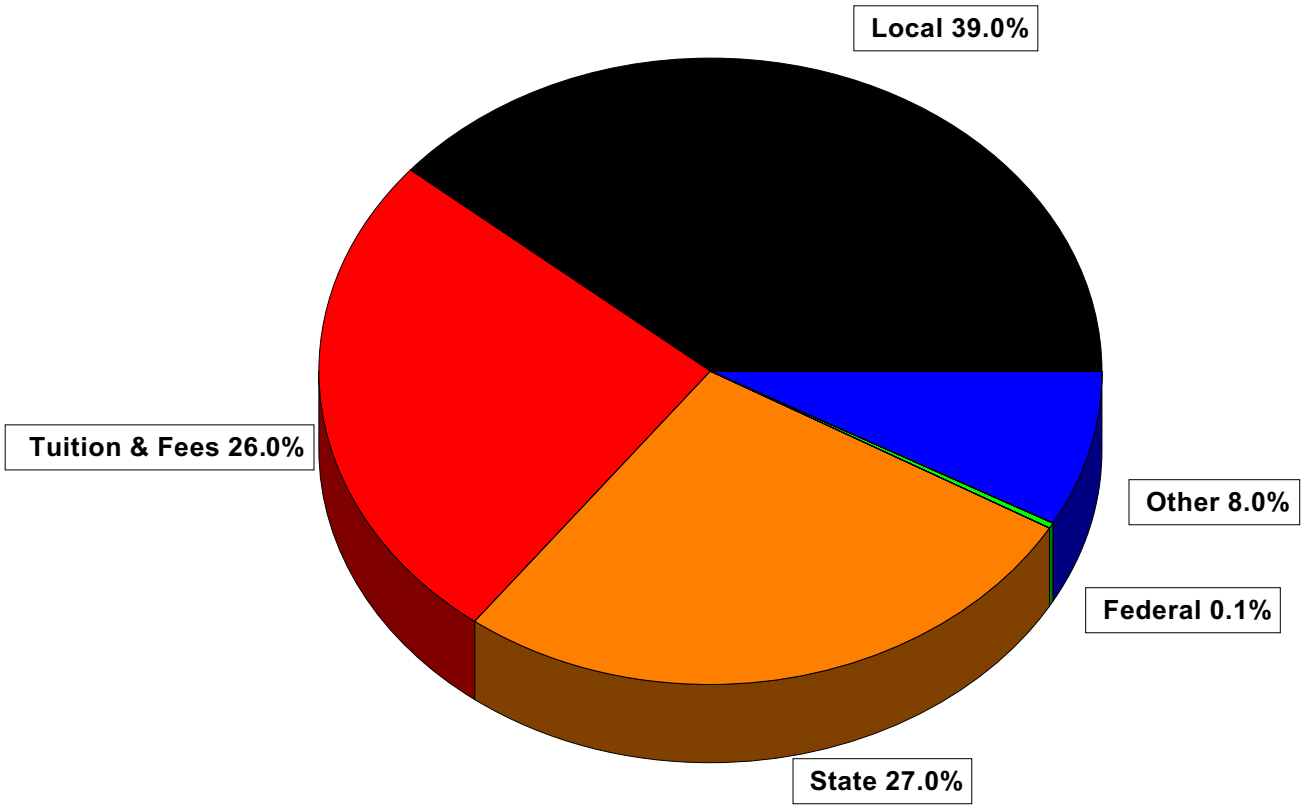

Figure 4. FY 2000 Audited Sources of Revenue

Illinois Community College Board
Table IV-12
FISCAL YEAR 2000 AUDITED OPERATING EXPENDITURES* BY FUNCTION

Dist. No.	District	Instruction	Acad Support	Student Services	Public Service	Organ Research	Auxiliary Services	Oper & Maintenance	Instit. Support	Scholar.,Grants & Waivers	Total
503	Black Hawk	$11,286,769	$2,745,317	$2,090,119	$993,080	$0	$0	$2,927,994	$4,775,639	$970,822	$25,789,740
508	Chicago	78,721,517	10,300,178	12,504,499	601,798	0	0	31,094,884	56,002,043	2,194,057	191,418,976
507	Danville	3,646,129	760,794	920,744	425,378	0	0	1,763,709	2,267,243	873,037	10,657,034
502	DuPage	42,577,345	6,578,642	7,728,303	124,927	0	0	10,424,563	12,542,067	2,361,612	82,337,459
509	Elgin	12,460,472	2,569,394	3,057,796	249,627	0	0	4,174,521	6,721,756	72,513	29,306,079
512	Harper	24,022,944	2,732,691	5,334,577	188,447	0	0	6,514,067	13,873,901	0	52,666,627
540	Heartland	6,286,908	836,918	935,443	535,568	0	0	2,078,267	3,354,530	321,359	14,348,993
519	Highland	4,204,036	464,920	660,305	248,281	0	0	1,084,980	1,696,412	50,766	8,409,700
514	Illinois Central	15,929,120	1,644,563	1,792,005	53,265	0	0	5,157,767	8,269,217	0	32,845,937
529	Illinois Eastern	9,422,014	533,141	950,469	66,277	0	0	2,263,147	3,478,703	3,122,555	19,836,306
513	Illinois Valley	5,339,989	991,909	874,880	89,169	0	0	1,596,427	2,534,896	0	11,427,270
525	Joliet	20,510,537	1,481,588	2,567,118	43,689	0	0	4,672,726	5,789,641	0	35,065,299
520	Kankakee	5,216,117	1,085,617	893,494	287,817	0	0	1,423,756	5,659,961	394,132	14,960,894
501	Kaskaskia	4,688,027	385,873	866,730	0	0	57,295	1,191,542	2,310,117	409,756	9,909,340
523	Kishwaukee	6,117,271	486,648	802,318	266,492	0	0	1,564,638	1,355,659	0	10,593,026
532	Lake County	20,492,663	3,608,976	2,939,409	2,096,286	0	521,216	3,998,880	14,711,513	0	48,368,943
517	Lake Land	8,903,565	771,251	1,260,622	651,729	0	0	2,155,544	3,406,893	358,919	17,508,523
536	Lewis & Clark	6,808,652	1,505,884	1,194,261	154,997	0	0	2,720,675	2,394,549	124,886	14,903,904
526	Lincoln Land	10,264,844	4,187,342	1,621,055	138,300	0	234,827	3,079,085	4,948,116	84,451	24,558,020
530	Logan	8,841,993	1,856,293	1,933,316	719,339	0	0	2,398,964	3,069,909	745,369	19,565,183
528	McHenry	8,347,482	1,106,082	1,847,767	1,129,231	0	0	1,882,401	5,455,343	0	19,768,306
524	Moraine Valley	19,837,706	1,325,778	3,841,882	246,665	0	0	4,952,437	8,095,253	111,871	38,411,592
527	Morton	4,434,411	583,518	891,676	89,147	0	237,866	1,410,777	3,087,390	274,559	11,009,344
535	Oakton	21,505,766	3,065,479	4,480,864	629,175	0	0	4,223,272	4,592,939	0	38,497,495
505	Parkland	16,914,776	3,195,652	3,029,125	930,204	0	0	3,403,767	6,473,205	0	33,946,729
515	Prairie State	6,900,591	1,033,715	1,205,243	835,071	0	0	2,146,249	3,967,966	0	16,088,835
521	Rend Lake	4,854,721	564,129	879,442	167,670	0	0	1,317,030	2,280,022	1,122,067	11,185,081
537	Richland	5,756,521	623,446	904,974	256,053	0	0	1,014,335	1,847,965	76,421	10,479,715
511	Rock Valley	12,246,959	1,592,200	1,440,945	1,227,215	0	374,569	3,071,270	5,194,929	74,876	25,222,963
518	Sandburg	5,318,875	343,176	567,413	13,082	0	0	1,089,459	3,289,205	0	10,621,210
506	Sauk Valley	3,640,504	777,084	686,298	193,893	0	0	894,650	1,827,911	328,431	8,348,771
531	Shawnee	3,175,575	216,806	670,137	166,356	0	0	765,877	1,094,206	16,357	6,105,314
510	South Suburban	12,925,396	564,491	3,190,311	2,502,972	0	0	5,630,211	4,335,229	0	29,148,610
533	Southeastern	4,262,896	277,328	555,839	46,988	0	75,343	1,281,493	1,366,692	754,036	8,620,615
522	Southwestern	15,260,507	1,788,610	3,272,536	673,461	0	0	3,513,986	8,913,441	0	33,422,541
534	Spoon River	3,048,481	178,193	482,575	0	0	0	761,976	1,366,304	233,637	6,071,166
504	Triton	13,968,852	3,499,789	2,652,841	2,355,211	0	0	5,320,940	11,666,819	0	39,464,452
516	Waubonsee	7,748,051	932,442	1,474,197	1,826,671	0	283,705	2,917,976	6,714,922	0	21,897,964
539	Wood	3,946,164	418,241	743,280	390,050	0	0	645,792	1,906,842	385,656	8,436,025
	TOTAL	$479,835,146	$67,614,098	$83,744,808	$21,613,581	$0	$1,784,821	$138,530,034	$242,639,348	$15,462,145	$1,051,223,981

*Expenditures made from the Education and Operations & Maintenance Funds
DNS = Data Not Submitted
SOURCE OF DATA: College Audits

Illinois Community College Board
Table IV-13
FISCAL YEAR 2000 AUDITED OPERATING EXPENDITURES* BY OBJECT

Dist. No.	District/College	Salaries	Employee Benefits	Contract. Services	General Materials	Travel	Fixed Charges	Utilities	Capital Outlay	Other	Total
503	Black Hawk	$17,615,161	$2,684,378	$1,159,615	$1,733,649	$253,424	$354,510	$996,538	$293,189	$699,276	$25,789,740
508	Chicago	127,877,485	13,457,402	14,769,932	8,208,684	1,415,395	2,838,415	8,041,041	6,740,179	8,070,443	191,418,976
507	Danville	6,005,284	790,715	726,310	823,245	194,869	112,593	768,730	340,825	894,463	10,657,034
502	DuPage	58,129,873	6,171,878	3,543,432	5,624,340	476,552	1,978,820	2,902,359	852,163	2,658,042	82,337,459
509	Elgin	20,559,744	2,389,765	1,157,494	2,461,187	360,364	261,438	1,180,153	856,880	79,054	29,306,079
512	Harper	35,809,393	4,797,215	3,301,588	3,690,510	491,293	385,421	1,889,500	1,651,171	650,536	52,666,627
540	Heartland	7,613,471	1,193,356	1,281,513	1,069,582	283,312	1,625,732	258,856	649,784	373,387	14,348,993
519	Highland	6,068,602	803,461	379,036	594,647	92,778	51,027	425,085	24,446	-29,382	8,409,700
514	Illinois Central	21,307,517	4,783,207	834,256	2,417,951	366,542	372,653	1,274,698	344,813	1,144,300	32,845,937
529	Illinois Eastern	11,464,797	1,975,212	653,965	932,818	203,283	171,302	832,029	395,924	3,206,976	19,836,306
513	Illinois Valley	7,257,106	1,769,489	225,251	668,650	208,865	425,371	683,451	121,149	67,938	11,427,270
525	Joliet	23,848,213	3,915,699	889,773	2,006,341	417,724	211,811	1,107,172	1,223,138	1,445,428	35,065,299
520	Kankakee	8,117,821	1,708,590	1,541,268	1,530,710	214,587	86,957	541,013	745,671	474,277	14,960,894
501	Kaskaskia	5,841,213	1,023,551	338,242	722,776	136,925	98,276	418,257	308,254	1,021,846	9,909,340
523	Kishwaukee	7,670,101	622,596	503,723	690,798	75,880	76,964	547,217	170,824	234,923	10,593,026
532	Lake County	30,591,340	6,053,314	4,091,510	2,907,134	455,387	583,845	1,610,851	1,258,089	817,473	48,368,943
517	Lake Land	10,098,157	2,378,296	673,662	1,787,187	266,197	392,308	571,066	932,422	409,228	17,508,523
536	Lewis & Clark	9,702,903	573,609	2,353,956	955,045	106,917	133,229	859,883	126,624	91,738	14,903,904
526	Lincoln Land	17,740,862	1,337,384	864,856	1,396,564	413,246	1,064,436	913,534	353,823	473,315	24,558,020
530	Logan	12,697,406	1,471,106	781,911	1,559,876	284,900	93,572	707,884	979,657	988,871	19,565,183
528	McHenry	13,002,214	3,021,860	1,110,808	1,308,427	303,006	55,018	671,098	169,581	126,294	19,768,306
524	Moraine Valley	24,990,354	4,033,376	2,566,838	3,073,142	415,738	191,148	1,171,843	1,390,163	578,990	38,411,592
527	Morton	6,982,826	1,354,587	660,041	754,931	76,653	40,611	551,945	341,341	246,409	11,009,344
535	Oakton	26,424,049	3,695,881	4,266,774	2,135,896	231,144	40,674	1,019,688	502,208	181,181	38,497,495
505	Parkland	22,446,609	4,170,467	993,191	2,714,034	436,655	531,303	1,153,953	843,582	656,935	33,946,729
515	Prairie State	10,834,895	1,015,925	1,091,245	1,304,317	184,778	29,997	800,362	31,234	796,082	16,088,835
521	Rend Lake	6,547,685	470,899	559,970	806,552	126,941	59,223	444,404	208,336	1,961,071	11,185,081
537	Richland	7,006,929	1,345,171	493,794	918,538	142,928	336,930	0	100,570	134,855	10,479,715
511	Rock Valley	16,098,903	2,710,126	1,693,676	1,944,020	381,390	219,986	1,037,060	926,147	211,655	25,222,963
518	Sandburg	5,835,135	1,397,127	993,466	741,092	184,308	113,284	444,652	605,052	307,094	10,621,210
506	Sauk Valley	5,674,068	755,593	207,722	657,462	144,860	90,965	249,144	279,114	289,843	8,348,771
531	Shawnee	4,380,496	193,100	405,939	602,723	98,704	53,445	263,353	90,751	16,803	6,105,314
510	South Suburban	15,145,515	3,968,294	2,589,685	2,439,859	200,591	328,976	1,109,982	3,039,760	325,948	29,148,610
533	Southeastern	5,415,078	364,789	589,502	631,390	139,403	50,437	431,490	212,366	786,160	8,620,615
522	Southwestern	21,473,786	1,147,340	1,382,016	2,006,253	261,650	461,824	1,213,993	4,427,219	1,048,460	33,422,541
534	Spoon River	3,797,534	404,310	256,246	519,245	141,067	48,479	368,836	121,591	413,858	6,071,166
504	Triton	26,054,108	5,236,273	2,046,564	2,809,773	262,270	153,339	1,004,766	1,385,719	511,640	39,464,452
516	Waubonsee	13,037,874	1,172,681	1,579,935	3,079,282	310,105	77,692	1,092,412	1,259,482	288,501	21,897,964
539	Wood	$4,981,090	$1,034,267	$416,811	$636,554	$176,645	$319,610	$255,428	$154,494	$461,126	$8,436,025
	STATE TOTALS	$686,145,597	$97,392,289	$63,975,516	$70,865,184	$10,937,276	$14,521,621	$39,813,726	$34,457,735	$33,115,037	$1,051,223,981

*Expenditures made from the Education and Operations and Maintenance Funds.
DNS = Data Not Submitted
SOURCE OF DATA: College Audits

Illinois Community College Board
Table IV-14
FISCAL YEAR 2000 TOTAL CURRENT FUND* REVENUE BY SOURCE

Dist. No.	District	Local Tax Revenue	Other Local Revenue	ICCB Grants	Other State Revenue	Federal Revenue	Tuition and Fees	Other Misc. Revenue	Total
503	Black Hawk	$8,087,998	$47,611	$10,452,191	$6,061,803	$4,704,419	$8,398,463	$8,761,698	$46,514,183
508	Chicago	125,482,966	0	56,811,060	18,656,692	40,707,756	43,039,430	87,328,480	372,026,384
507	Danville	4,926,736	17,659	4,006,514	1,755,226	3,502,208	3,634,636	2,018,546	19,861,525
502	DuPage	48,155,724	303,651	15,267,633	10,867,877	3,338,710	32,267,255	10,223,147	120,423,997
509	Elgin	23,996,573	1,377,592	5,593,475	3,214,730	3,334,400	6,621,493	8,720,657	52,858,920
512	Harper	36,137,485	0	8,571,120	3,506,729	2,628,651	22,589,158	11,826,165	85,259,308
540	Heartland	7,042,117	21,815	2,305,097	1,569,252	1,333,965	3,768,061	1,264,044	17,304,351
519	Highland	4,676,373	1,529,933	2,986,356	1,381,536	1,586,380	2,104,125	2,466,835	16,731,538
514	Illinois Central	15,719,957	174,518	10,473,467	10,604,842	5,609,655	9,128,849	10,896,320	62,607,608
529	Illinois Eastern	4,167,380	0	12,041,940	3,330,195	4,513,294	6,624,348	2,835,832	33,512,989
513	Illinois Valley	8,035,563	50,461	3,229,313	2,589,402	2,940,496	3,885,306	4,680,201	25,410,742
525	Joliet	18,270,771	1,536,945	7,333,166	3,798,841	3,572,641	10,351,579	11,286,938	56,150,881
520	Kankakee	2,993,174	1,886	6,549,699	2,713,557	4,401,719	3,289,421	2,526,155	22,475,611
501	Kaskaskia	3,535,345	30,014	5,413,098	2,463,839	2,350,352	2,951,896	1,807,388	18,551,932
523	Kishwaukee	6,837,071	2,382	2,930,795	3,006,046	1,315,294	4,095,809	1,425,548	19,612,945
532	Lake County	32,403,432	411,702	6,778,353	8,041,404	2,123,479	11,932,820	12,116,307	73,807,497
517	Lake Land	7,362,426	139,150	7,229,856	10,905,191	3,224,243	6,561,230	2,335,733	37,757,829
536	Lewis & Clark	8,043,388	2,232,067	5,590,251	2,349,955	4,084,226	4,559,504	5,545,602	32,404,993
526	Lincoln Land	14,911,215	26,942	5,567,025	3,182,309	3,272,695	6,389,972	7,855,417	41,205,575
530	Logan	5,893,202	8,979	10,634,412	2,625,256	6,467,935	5,585,240	3,316,460	34,531,484
528	McHenry	13,684,713	0	3,325,557	1,977,546	375,877	6,830,062	3,117,858	29,311,613
524	Moraine Valley	17,884,215	7,718,221	8,789,528	6,540,093	4,044,099	14,482,885	8,555,468	68,014,509
527	Morton	6,802,631	547,039	3,340,785	1,984,046	1,133,071	2,640,742	2,023,040	18,471,354
535	Oakton	25,581,011	201,394	6,579,379	4,619,550	2,316,575	10,969,901	11,250,685	61,518,495
505	Parkland	13,411,290	510,354	6,808,452	6,462,957	7,818,655	12,287,221	6,222,502	53,521,431
515	Prairie State	8,448,392	13,374	4,190,484	1,446,251	2,787,482	6,198,847	10,131,535	33,216,365
521	Rend Lake	3,173,984	3,815	5,912,711	4,598,131	2,982,692	3,362,787	2,747,645	22,781,765
537	Richland	5,993,740	433,723	2,504,328	2,797,996	1,630,275	2,767,058	1,954,261	18,081,381
511	Rock Valley	17,350,602	25,879	5,256,874	3,521,156	3,369,423	6,837,225	17,144,113	53,505,272
518	Sandburg	5,016,194	364,179	3,350,538	2,010,903	2,622,955	3,278,337	1,920,909	18,564,015
506	Sauk Valley	4,813,777	0	2,593,222	1,372,787	1,955,668	2,343,837	2,660,321	15,739,612
531	Shawnee	1,260,369	2,753	4,008,339	722,053	2,585,246	1,276,324	2,557,873	12,412,957
510	South Suburban	10,353,280	0	6,770,962	4,079,689	5,518,311	6,958,901	10,104,401	43,785,544
533	Southeastern	1,604,628	106,279	5,724,528	2,088,672	2,449,564	2,291,335	1,311,130	15,576,136
522	Southwestern	8,801,329	18,429	14,143,766	5,817,562	7,591,096	11,120,937	9,889,828	57,382,947
534	Spoon River	2,590,206	185,027	2,449,839	1,262,116	1,664,236	2,230,920	1,594,126	11,976,470
504	Triton	17,978,149	997,320	9,651,301	7,333,784	3,628,661	14,564,706	6,956,618	61,110,539
516	Waubonsee	17,482,992	56,161	4,231,038	8,454,562	2,134,638	5,044,316	11,514,320	48,918,027
539	Wood	3,905,942	3,021,219	2,644,839	1,397,685	2,368,130	3,299,853	1,510,736	18,148,404
	STATE TOTALS	$572,816,340	$22,118,473	$292,041,291	$171,112,221	$163,989,172	$316,564,789	$312,404,842	$1,851,047,128

*Revenues received in the Education, Operation and Maintenance (including PBC), Restricted Purposes, Auxiliary Services, Liability/Protection/Settlement and Audit Funds
DNS = Data Not Submitted
SOURCE OF DATA: College Audits

Illinois Community College Board
Table IV-15
FISCAL YEAR 2000 TOTAL CURRENT FUND* EXPENDITURES BY FUNCTION

Dist. No.	District	Instruction	Academic Support	Student Services	Public Service	Organized Research	Auxiliary Services	Operation & Maintenance	Institutional Support	Scholar.,Grants & Waivers	Total
503	Black Hawk	$13,247,390	$4,785,882	$2,786,133	$4,043,730	$0	$2,938,720	$3,198,293	$7,738,234	$5,970,908	$44,709,290
508	Chicago	99,938,754	17,835,474	17,761,401	6,130,810	0	0	33,495,739	60,441,050	29,482,958	265,086,186
507	Danville	4,503,611	925,147	1,695,773	2,594,748	0	1,006,332	1,763,709	2,752,881	2,366,108	17,608,309
502	DuPage	48,111,398	7,161,562	8,986,214	6,308,278	0	6,230,985	10,790,038	17,383,255	5,783,845	110,755,575
509	Elgin	12,460,472	3,414,144	3,080,197	1,471,883	0	6,273,998	4,722,348	8,610,523	303,709	40,337,274
512	Harper	24,688,211	3,243,785	7,001,557	7,200,439	0	5,831,261	6,843,541	17,051,150	3,999,772	75,859,716
540	Heartland	6,799,119	854,773	1,153,864	660,991	0	0	2,511,346	3,711,966	1,398,337	17,090,396
519	Highland	5,473,109	484,195	1,369,099	936,266	0	922,725	1,364,902	2,668,696	925,259	14,144,251
514	Illinois Central	18,400,492	2,707,758	3,187,740	2,036,789	0	6,086,683	5,948,841	10,663,367	5,264,892	54,296,562
529	Illinois Eastern	10,803,604	566,554	3,193,387	521,012	0	2,792,972	2,290,078	4,118,589	5,815,089	30,101,285
513	Illinois Valley	6,281,809	1,308,362	2,203,283	3,028,645	0	3,915,941	1,780,982	2,638,324	1,001,250	22,158,596
525	Joliet	25,059,321	1,523,729	4,778,429	1,726,991	0	5,126,246	4,673,231	9,574,064	0	52,462,011
520	Kankakee	8,064,191	1,085,617	974,899	2,586,775	0	1,265,426	1,522,668	5,824,514	1,629,548	22,953,638
501	Kaskaskia	9,275,664	385,873	866,730	0	0	1,203,893	1,299,969	2,663,746	409,756	16,105,631
523	Kishwaukee	7,475,761	2,014,451	2,126,134	672,515	44,085	0	1,564,638	3,292,225	0	17,189,809
532	Lake County	20,492,663	3,608,976	3,061,531	6,893,718	0	6,056,321	3,998,880	20,477,058	4,555,585	69,144,732
517	Lake Land	13,537,303	1,092,292	1,370,927	1,592,835	0	1,345,501	2,708,838	4,446,957	4,434,521	30,529,174
536	Lewis & Clark	8,585,250	2,138,119	1,711,054	2,344,054	0	1,056,947	2,869,535	3,330,234	2,265,819	24,301,012
526	Lincoln Land	10,735,437	5,580,676	4,314,271	3,440,462	0	2,804,735	3,079,085	6,255,336	84,451	36,294,453
530	Logan	9,702,671	2,188,611	3,068,609	2,284,341	0	999,999	2,749,721	3,979,871	5,977,243	30,951,066
528	McHenry	8,456,037	1,292,830	2,402,461	2,015,277	252,681	2,552,878	2,084,844	6,438,962	0	25,495,970
524	Moraine Valley	24,195,317	1,609,760	5,889,611	4,999,819	0	3,571,372	5,286,026	13,050,294	1,748,700	60,350,899
527	Morton	5,662,828	592,390	2,084,779	399,437	0	1,291,025	2,010,853	3,644,896	274,559	15,960,767
535	Oakton	25,791,944	3,655,393	6,027,865	1,153,980	0	12,646,994	4,490,634	5,365,496	0	59,132,306
505	Parkland	17,729,187	5,206,102	3,772,305	2,059,723	0	4,870,906	4,215,025	7,125,833	6,473,726	51,452,807
515	Prairie State	8,194,181	1,255,965	3,580,448	1,644,826	0	137,993	2,572,283	5,669,338	0	23,055,034
521	Rend Lake	6,161,103	1,263,606	3,481,053	1,008,289	0	1,233,523	1,504,689	2,994,621	2,719,185	20,366,069
537	Richland	6,424,706	1,236,775	4,493,873	379,532	0	1,160,555	1,147,283	2,697,702	76,421	17,616,847
511	Rock Valley	12,836,100	1,598,359	1,452,455	6,228,028	0	577,473	3,071,270	7,523,792	2,586,421	35,873,898
518	Sandburg	6,610,306	517,977	3,113,494	910,577	0	658,815	1,095,153	5,419,448	0	18,325,770
506	Sauk Valley	4,295,183	948,896	989,906	324,004	0	2,187,704	895,597	2,108,897	2,616,432	14,366,619
531	Shawnee	4,083,803	216,806	1,667,579	1,129,225	0	1,136,146	765,877	1,350,251	1,415,581	11,765,268
510	South Suburban	13,141,042	670,544	8,410,186	3,516,852	773,583	3,147,373	5,630,211	8,012,416	0	43,302,207
533	Southeastern	6,139,772	525,295	1,512,842	540,808	0	1,088,869	1,331,649	1,711,864	2,551,626	15,402,725
522	Southwestern	17,411,160	2,000,091	4,180,489	4,780,453	0	0	4,111,550	14,152,073	4,518,598	51,154,414
534	Spoon River	4,225,109	183,289	533,070	625,750	0	75,922	1,863,537	1,920,803	1,106,569	10,534,049
504	Triton	15,852,131	3,904,330	3,385,024	3,828,850	4,632	4,753,037	5,320,940	13,352,791	5,403,827	55,805,562
516	Waubonsee	9,136,424	6,572,035	3,765,326	1,908,730	0	2,919,931	2,917,976	7,464,946	0	34,685,368
539	Wood	4,375,584	616,074	1,702,037	971,611	0	891,580	647,959	2,462,781	1,840,111	13,507,737
	STATE TOTALS	$564,358,147	$96,772,497	$137,136,035	$94,901,053	$1,074,981	$100,760,781	$150,139,738	$310,089,244	$115,000,806	$1,570,233,282

*Expenditures made from the Education, Operation and Maintenance (including PBC), Restricted Purposes, Auxiliary Services, Liability/Protection/Settlement, and Audit Funds
DNS = Data Not Submitted
SOURCE OF DATA: College Audits

Illinois Community College Board
Table IV-16
FISCAL YEAR 2000 ENERGY COSTS

Dist. No.	District	Total Utility Costs*	Total Utility Costs Per GSF **
503	Black Hawk	$672,730	$1.59
508	Chicago	6,090,525	$1.34
507	Danville	600,269	$1.21
502	DuPage	2,009,095	$1.49
509	Elgin	1,023,327	$1.40
512	Harper	1,526,303	$1.72
540	Heartland	164,484	$1.83
519	Highland	398,000	$1.28
514	Illinois Central	1,032,370	$1.33
529	Illinois Eastern	716,157	$1.34
513	Illinois Valley	475,964	$1.53
525	Joliet	902,726	$1.31
520	Kankakee	426,125	$1.62
501	Kaskaskia	314,389	$2.21
523	Kishwaukee	501,700	$1.52
532	Lake County	1,477,963	$2.00
517	Lake Land	348,834	$1.29
536	Lewis & Clark	638,361	$1.29
526	Lincoln Land	600,283	$1.46
530	Logan	434,734	$0.98
528	McHenry	517,775	$1.60
524	Moraine Valley	1,040,150	$1.59
527	Morton	483,894	$2.05
535	Oakton	889,172	$1.43
505	Parkland	939,290	$1.89
515	Prairie State	561,901	$1.76
521	Rend Lake	342,722	$1.31
537	Richland	214,097	$1.06
511	Rock Valley	647,400	$1.05
518	Sandburg	290,749	$1.30
506	Sauk Valley	198,925	$0.49
531	Shawnee	172,583	$1.47
510	South Suburban	741,563	$1.30
533	Southeastern	349,359	$1.49
522	Southwestern	866,490	$1.34
534	Spoon River	300,087	$2.05
504	Triton	783,865	$0.99
516	Waubonsee	860,289	$1.54
539	Wood	155,049	$1.20
		$30,709,697	$1.45

* Excludes telephone charges
**GSF - Gross Square Feet
SOURCE OF DATA: 2000 Tax Revenue and Budget Information Survey

Section V

FACILITIES DATA

This section on facilities presents two types of data; the first part gives data on physical facilities available on community college campuses and the second briefly describes how the facilities were financed.

Table V-1 summarizes the total acreage on each college campus by nine categories of land use.

Table V-2 summarizes the total net assignable square feet (NASF) and gross square feet (GSF) available on each community college campus as of August 2000.

Table V-3 lists the square footage of all on-campus facilities under construction or approved for construction as of August 2000.

Table V-4 presents the total NASF by room use classification. Tables V-5 through V-7 show the NASF by function of space on each campus for completed facilities. The NASF is shown for state-funded facilities, locally funded facilities, and temporary facilities.

Table V-8 shows the NASF by function of space in state-funded facilities under construction. Table V-9 shows this breakdown for locally funded permanent facilities approved or under construction.

Table V-10 presents a computed figure for space (room use category) per student (fall FTE).

Table V-11 depicts the number of protection, health, and safety projects approved and the budgeted amounts for these projects.

Table V-12 lists the project and funding for all capital projects completed since January 1990.

Tables V-13 through V-17 list projects currently under construction or approved as of May 2001 Table V-13 includes regular capital projects; Table V-14 identifies projects funded with protection, health, and safety monies; and Tables V-15 through V-17 present capital renewal grants for fiscal years 1999, 2000, and 2001, respectively.

Illinois Community College Board
Table V-1
SUMMARY OF ACRES BY USE FOR ILLINOIS PUBLIC COMMUNITY COLLEGES AS OF AUGUST 1, 2000

Dist. No.	District/College	Landscaped Grounds	P.E. & Athletic Fields	Buildings/ Structures	Experiment Plots	Other Instruc. Areas	Parking Lots	Roadways	Pond Retention & Drainage	Other	Total Assigned Area	Unassigned	Total Acres	Total Funded By State
503	Black Hawk	74.55	13.86	10.39	11.00	3.00	20.00	7.90	5.28	0.00	145.98	121.82	267.80	160.35
508	Chicago													
	Daley	14.69	2.65	6.44	0.00	0.00	20.38	3.13	0.00	0.00	47.29	0.00	47.29	0.00
	Kennedy	3.14	1.28	7.76	0.00	0.00	10.05	0.59	0.00	0.00	22.82	0.00	22.82	18.20
	Malcolm	4.93	0.00	5.25	0.00	0.00	8.81	0.00	0.00	0.46	19.45	0.75	20.20	19.13
	Olive	50.47	0.10	3.55	0.00	0.00	7.68	0.50	0.00	4.87	67.17	0.00	67.17	0.00
	Truman	2.29	1.24	4.06	0.00	0.67	4.13	0.20	0.00	0.00	12.59	0.00	12.59	4.95
	Washington	0.00	0.00	0.66	0.00	0.00	0.00	0.00	0.00	0.00	0.66	0.00	0.66	0.00
	Wright	6.30	0.91	12.43	0.00	0.00	10.63	0.00	0.00	0.00	30.27	0.00	30.27	20.75
507	Danville	29.00	0.00	8.00	17.00	0.00	12.00	5.00	0.00	0.00	72.00	0.00	72.00	42.00
502	DuPage	81.32	24.43	26.02	42.00	0.27	81.00	7.88	12.25	0.00	274.67	9.25	283.92	0.00
509	Elgin	71.60	0.00	16.40	0.00	1.50	29.40	6.00	9.50	0.00	134.40	13.00	147.40	119.00
512	Harper	54.50	21.00	35.00	0.00	7.00	37.50	18.00	10.00	17.00	200.00	0.00	200.00	92.00
540	Heartland	0.00	0.00	0.00	0.00	0.00	0.00	0.00	0.00	0.00	160.00	0.00	160.00	0.00
519	Highland	22.70	30.00	7.25	0.00	0.00	20.00	10.00	10.05	0.00	100.00	0.00	100.00	47.95
514	Illinois Central	112.79	6.10	8.68	3.80	0.00	26.04	12.80	3.80	259.52	433.53	0.00	433.53	33.09
529	Illinois Eastern													
	Frontier	30.70	0.00	0.60	0.00	0.00	2.00	0.30	0.00	21.00	54.60	0.00	54.60	0.00
	Lincoln Trail	12.00	5.00	3.50	0.00	0.00	6.50	5.00	2.00	5.00	39.00	86.00	125.00	0.00
	Olney Central	81.00	17.00	8.00	0.50	0.00	5.20	1.10	1.00	0.00	113.80	14.20	128.00	0.00
	Wabash	4.80	2.00	9.40	0.00	0.00	4.00	1.00	2.00	0.00	23.20	16.80	40.00	0.00
513	Illinois Valley	36.00	26.00	7.00	0.00	0.00	18.00	2.00	3.00	0.00	92.00	323.40	415.40	56.00
525	Joliet	101.79	18.25	18.10	0.00	160.33	26.46	8.60	22.00	0.00	355.53	87.00	395.00	80.00
520	Kankakee	41.59	23.40	9.00	18.00	0.00	13.41	5.50	1.30	64.30	176.50	1.00	177.50	128.70
501	Kaskaskia	145.00	15.00	16.00	4.00	4.00	10.50	3.28	0.00	0.00	197.78	0.00	197.78	0.00
523	Kishwaukee	33.30	7.00	26.80	22.30	0.00	11.00	2.00	6.00	0.00	108.40	11.60	120.00	63.50
532	Lake County	79.36	8.28	8.97	1.50	12.00	31.08	4.26	10.84	0.00	156.29	93.76	250.05	51.52
517	Lake Land	82.01	3.52	6.73	21.00	169.80	11.69	7.02	5.80	0.00	307.67	0.00	307.67	20.76
536	Lewis & Clark	76.00	9.00	15.00	0.00	0.00	8.00	4.00	2.00	0.00	114.00	104.00	218.00	218.00
526	Lincoln Land	59.50	35.00	9.00	31.50	0.00	23.20	4.00	7.00	7.00	181.58	57.00	182.15	118.40
530	Logan	12.80	19.80	8.00	0.00	0.00	17.80	4.50	3.10	0.00	66.00	103.30	169.30	57.50
528	McHenry	9.00	12.00	7.00	1.00	16.00	16.00	4.00	4.00	0.00	69.00	40.00	109.00	31.00
524	Moraine Valley	41.00	15.00	12.00	40.00	0.00	20.00	8.00	3.00	0.00	139.00	155.00	294.00	0.00
527	Morton	0.52	0.00	2.67	0.00	0.00	7.28	2.10	4.36	1.67	24.60	12.55	37.15	15.56
535	Oakton	31.00	29.25	7.00	1.75	62.50	29.00	7.50	25.00	0.00	193.00	0.00	193.00	147.00
505	Parkland	93.00	65.00	8.00	25.00	0.00	26.00	7.00	6.00	0.00	230.00	0.00	230.00	179.00
515	Prairie State	46.00	7.00	4.00	0.00	0.00	18.00	4.00	3.00	0.00	82.00	39.00	121.00	26.00
521	Rend Lake	52.00	6.00	8.00	217.50	0.00	5.50	4.00	2.00	0.00	295.00	0.00	295.00	0.00
537	Richland	36.20	6.00	3.75	0.00	58.65	5.90	3.00	1.50	2.00	117.00	0.00	117.00	0.00
511	Rock Valley	111.30	22.00	4.06	0.17	0.00	11.00	3.57	3.00	59.00	214.10	14.70	228.80	78.00
518	Sandburg	38.74	10.00	6.12	3.75	0.00	7.02	4.76	0.75	25.35	100.49	7.51	108.00	0.00
506	Sauk Valley	95.46	12.62	7.85	11.70	0.00	12.53	4.21	0.13	0.00	144.50	0.00	144.50	81.50
531	Shawnee	22.00	4.10	3.40	2.00	2.00	7.00	1.70	4.00	116.70	163.00	2.00	165.00	50.90
510	South Suburban	54.40	8.10	8.10	0.00	0.00	25.62	6.30	4.20	0.00	106.70	10.50	117.20	35.10
533	Southeastern	11.70	24.00	5.29	0.00	0.00	11.20	2.60	9.00	0.00	63.79	105.45	169.24	50.00
522	Southwestern	38.35	10.60	9.05	5.00	1.09	69.69	15.62	2.64	91.82	190.86	52.12	242.98	151.00
534	Spoon River	25.00	0.00	4.00	15.00	2.00	6.00	3.00	10.00	0.00	65.00	99.00	164.00	28.00
504	Triton	28.38	12.57	10.51	0.00	0.00	37.36	0.00	1.00	3.75	102.77	0.00	102.77	55.00
516	Waubonsee	65.50	8.80	7.00	0.00	16.00	18.00	4.00	6.50	0.00	125.80	109.10	234.90	26.20
539	Wood	6.50	15.25	7.25	0.00	0.00	6.00	3.00	4.25	0.25	42.50	163.82	206.32	36.90
	TOTALS	2,130.18	559.11	423.04	495.47	516.81	815.56	212.92	211.25	679.69	6,176.29	1,853.63	7,925.96	2,342.96

SOURCE OF DATA: RAMP/CC Table C1.3 (FY 2002)

Illinois Community College Board
Table V-2
SUMMARY OF TOTAL SQUARE FOOTAGE AVAILABLE ON ILLINOIS PUBLIC COMMUNITY COLLEGE CAMPUSES AS OF AUGUST 1, 2000

Dist.		State-Appropriated Permanent		Locally Funded Permanent		Total Permanent		Temporary		Totals		%
No.	District/College	NASF	GSF	NASF	GSF	NASF	GSF	NASF	GSF	NASF	GSF	All Bldgs.
503	Black Hawk	366,011	491,954	12,671	13,050	378,682	505,004	21,082	27,354	399,764	532,358	75%
508	Chicago											
	Daley	0	0	346,180	572,686	346,180	572,686	68,123	88,480	414,303	661,166	63%
	Kennedy	435,641	673,846	107,927	148,655	543,568	822,501	0	0	543,568	822,501	66%
	Malcolm	342,746	541,575	29,811	37,168	372,557	578,743	0	0	372,557	578,743	64%
	Olive-Harvey	0	0	265,205	413,160	265,205	413,160	94,507	111,880	359,712	525,040	69%
	Truman	291,838	437,500	77,497	116,200	369,335	553,700	0	0	369,335	553,700	67%
	Washington	0	0	223,216	345,300	223,216	345,300	0	0	223,216	345,300	65%
	Wright	159,942	241,745	362,002	587,940	521,944	829,685	0	0	521,944	829,685	63%
507	Danville	205,531	295,138	13,461	19,980	218,992	315,118	100,353	180,770	319,345	495,888	64%
502	DuPage	489,692	803,530	375,801	557,262	865,493	1,360,792	0	0	865,493	1,360,792	64%
509	Elgin	201,262	331,139	201,971	347,869	403,233	679,008	0	0	403,233	679,008	59%
512	Harper	374,267	603,631	177,184	285,769	551,451	889,400	2,992	3,648	554,443	893,048	62%
540	Heartland	66,406	94,204	0	0	66,406	94,204	0	0	66,406	94,204	70%
519	Highland	131,989	195,640	90,987	114,417	222,976	310,057	0	0	222,976	310,057	72%
514	Illinois Central	324,900	469,286	229,525	305,617	554,425	774,903	0	0	554,425	774,903	72%
529	Illinois Eastern											
	Frontier	0	0	19,949	26,694	19,949	26,694	0	0	19,949	26,694	75%
	Lincoln Trail	72,863	90,467	26,197	33,971	99,060	124,438	22,487	27,800	121,547	152,238	80%
	Olney	75,263	114,589	21,550	26,133	96,813	140,722	31,211	36,336	128,024	177,058	72%
	Wabash Valley	84,397	110,115	45,894	56,602	130,291	166,717	0	0	130,291	166,717	78%
513	Illinois Valley	183,495	264,652	34,753	45,642	218,248	310,294	0	0	218,248	310,294	70%
525	Joliet	299,765	462,317	84,127	109,615	383,892	571,932	46,606	51,730	430,498	623,662	69%
520	Kankakee	160,178	202,578	29,844	37,744	190,022	240,322	16,369	23,160	206,391	263,482	78%
501	Kaskaskia	35,298	51,949	108,600	158,888	143,898	210,837	15,682	17,993	159,580	228,830	70%
523	Kishwaukee	123,315	184,721	109,776	146,204	233,091	330,925	0	0	233,091	330,925	70%
532	Lake County	239,448	375,208	149,397	245,786	388,845	620,994	100,510	117,294	489,355	738,288	66%
517	Lake Land	200,058	268,138	28,482	45,121	228,540	313,259	0	0	228,540	313,259	73%
536	Lewis & Clark	193,180	307,064	114,910	189,181	308,090	496,245	0	0	308,090	496,245	62%
526	Lincoln Land	196,238	278,113	104,793	131,880	301,031	409,993	0	0	301,031	409,993	73%
530	Logan	221,328	338,024	71,840	96,999	293,168	435,023	0	0	293,168	435,023	67%
528	McHenry	116,933	159,828	105,506	164,284	222,439	324,112	0	0	222,439	324,112	69%
524	Moraine Valley	392,868	571,990	61,526	82,413	454,394	654,403	0	0	454,394	654,403	69%
527	Morton	144,616	230,842	4,676	4,876	149,292	235,718	0	0	149,292	235,718	63%
535	Oakton	192,010	303,107	201,135	318,641	393,145	621,748	0	0	393,145	621,748	63%
505	Parkland	145,308	219,768	155,631	228,248	300,939	448,016	0	0	300,939	448,016	67%
515	Prairie State	204,844	333,697	22,969	26,938	227,813	360,635	17,893	23,040	245,706	383,675	64%
521	Rend Lake	129,914	185,506	65,396	78,967	195,310	264,473	0	0	195,310	264,473	74%
537	Richland	121,092	163,342	26,656	44,607	147,748	207,949	0	0	147,748	207,949	71%
511	Rock Valley	308,615	308,615	234,955	243,127	543,570	551,742	56,019	56,019	599,589	607,761	99%
518	Sandburg	100,114	137,790	45,489	56,494	145,603	194,284	23,661	29,181	169,264	223,465	76%
506	Sauk Valley	178,992	353,290	41,031	51,040	220,023	404,330	0	0	220,023	404,330	54%
531	Shawnee	49,308	63,931	29,738	42,866	79,046	106,797	2,772	2,880	81,818	109,677	75%
510	South Suburban	292,864	472,555	78,705	103,732	371,569	576,287	0	0	371,569	576,287	64%
533	Southeastern	111,590	170,207	61,150	80,639	172,740	250,846	0	0	172,740	250,846	69%
522	Southwestern	344,324	546,266	92,969	101,566	437,293	647,832	16,650	17,820	453,943	665,652	68%
534	Spoon River	104,035	157,371	31,078	51,491	135,113	208,862	0	0	135,113	208,862	65%
504	Triton	482,549	713,767	96,180	119,618	578,729	833,385	0	0	578,729	833,385	69%
516	Waubonsee	142,721	162,700	341,706	394,974	484,427	557,674	0	0	484,427	557,674	87%
539	Wood	82,896	113,723	4,725	5,608	87,621	119,331	6,948	9,468	94,569	128,799	73%
	TOTALS	9,120,644	13,595,418	5,164,771	7,415,662	14,285,415	21,011,080	643,865	824,853	14,929,280	21,835,933	

NASF = Net Assignable Square Feet
GSF = Gross Square Feet
*Building efficiency equals net assignable square feet divided by gross square feet.
SOURCE OF DATA: RAMP/CC Table C1.0 (FY 2002)

Illinois Community College Board
Table V-3
SQUARE FOOTAGE OF ON-CAMPUS FACILITIES UNDER CONSTRUCTION
OR APPROVED FOR CONSTRUCTION AS OF AUGUST 1, 2000

Dist.		State Approp.		Local Funded		Total		
No.	District/College	NASF	GSF	NASF	GSF	NASF	GSF	% Eff.
503	Black Hawk	0	0	0	0	0	0	
508	Chicago					0	0	
	Daley	0	0	0	0	0	0	
	Kennedy-King	0	0	0	0	0	0	
	Malcolm X	0	0	0	0	0	0	
	Olive-Harvey	0	0	0	0	0	0	
	Truman	0	0	0	0	0	0	
	Washington	0	0	0	0	0	0	
	Wright	0	0	0	0	0	0	
507	Danville	0	0	0	0	0	0	
502	DuPage	0	0	0	0	0	0	
509	Elgin	0	0	35,024	53,520	35,024	53,520	65.4%
512	Harper	31,240	49,151	25,560	39,993	56,800	89,144	63.7%
540	Heartland	86,913	128,387	0	0	86,913	128,387	67.7%
519	Highland	0	0	0	0	0	0	
514	Illinois Central	0	0	0	0	0	0	
529	Illinois Eastern					0	0	
	Frontier	0	0	0	0	0	0	
	Lincoln Trail	0	0	0	0	0	0	
	Olney	0	0	0	0	0	0	
	Wabash	0	0	0	0	0	0	
513	Illinois Valley	0	0	0	0	0	0	
525	Joliet	0	0	0	0	0	0	
520	Kankakee	0	0	0	0	0	0	
501	Kaskaskia	2,300	3,066	0	0	2,300	3,066	75.0%
523	Kishwaukee	0	0	0	0	0	0	
532	Lake County	0	0	0	0	0	0	
517	Lake Land	0	0	0	0	0	0	
536	Lewis & Clark	37,264	58,152	0	0	37,264	58,152	64.1%
526	Lincoln Land	0	0	0	0	0	0	
530	Logan	0	0	0	0	0	0	
528	McHenry	43,420	63,000	0	0	43,420	63,000	68.9%
524	Moraine Valley	0	0	0	0	0	0	
527	Morton	0	0	0	0	0	0	
535	Oakton	0	0	0	0	0	0	
505	Parkland	10,556	75,000	3,519	25,000	14,075	100,000	14.1%
515	Prairie State	0	0	0	0	0	0	
521	Rend Lake	14,675	0	0	0	14,675	0	
537	Richland	0	0	0	0	0	0	
511	Rock Valley	0	0	0	0	0	0	
518	Sandburg	0	0	0	0	0	0	
506	Sauk Valley	0	0	0	0	0	0	
531	Shawnee	16,350	23,850	5,450	7,950	21,800	31,800	68.6%
510	South Suburban	0	0	0	0	0	0	
533	Southeastern	0	0	0	0	0	0	
522	Southwestern	0	0	0	0	0	0	
534	Spoon River	0	0	0	0	0	0	
504	Triton	0	0	0	0	0	0	
516	Waubonsee	0	0	0	0	0	0	
539	Wood	78,000	115,402	0	0	78,000	115,402	67.6%
	TOTALS	320,718	516,008	69,553	126,463	390,271	642,471	

NASF= Net Assignable Square Feet
GSF= Gross Square Feet
SOURCE OF DATA: RAMP/CC Table C1.1 (FY 2002)

Illinois Community College Board
Table V-4
TOTAL NET ASSIGNABLE SQUARE FOOTAGE BY ROOM USE CLASSIFICATION

Dist. No.	District/College	Classrooms	Laboratory	Office	Study	Athletic/ PE	Special Use	Theater/ Aud.	General Use	Support	Health Care	Unclass.	NASF	GSF
503	Black Hawk	69,728	83,616	63,151	29,132	56,200	33,386	2,235	38,126	24,190	0	0	399,764	532,358
508	Chicago													
	Daley	86,277	98,871	80,649	25,215	19,655	19,505	150	45,382	22,239	0	16,360	414,303	661,166
	Kennedy-King	85,031	191,750	94,737	19,932	38,591	45,292	7,232	42,442	18,375	186	0	543,568	822,501
	Malcolm X	103,738	51,780	89,088	29,919	19,355	19,176	0	29,706	19,942	1,630	8,223	372,557	578,743
	Olive-Harvey	88,324	69,930	65,905	20,566	25,195	8,200	4,200	29,213	46,279	1,900	0	359,712	525,040
	Truman	110,937	66,843	87,290	29,175	9,642	6,737	8,132	37,996	12,558	0	0	369,310	553,700
	Washington	64,349	42,050	63,433	17,367	0	4,135	0	20,472	11,410	0	0	223,216	345,300
	Wright	104,320	105,357	83,026	35,433	35,414	32,015	21,405	35,342	32,243	0	37,389	521,944	829,685
507	Danville	42,711	74,538	44,477	15,251	19,548	4,388	3,418	19,429	24,825	0	70,760	319,345	495,888
502	DuPage	140,627	193,414	147,658	79,689	65,173	45,895	15,777	123,162	51,036	1,261	1,801	865,493	1,360,792
509	Elgin	74,510	120,398	74,612	23,470	16,189	9,152	18,807	53,533	12,562	0	0	403,233	679,008
512	Harper	101,956	141,423	111,811	37,048	63,668	16,342	4,122	44,760	32,484	829	0	554,443	893,048
540	Heartland	10,833	28,372	10,272	0	0	2,045	0	3,680	11,204	0	0	66,406	94,204
519	Highland	20,602	53,100	37,785	9,848	42,273	19,364	4,969	23,705	11,330	0	0	222,976	310,057
514	Illinois Central	63,063	175,592	85,458	33,844	15,290	19,683	7,143	103,295	48,568	1,261	1,228	554,425	774,903
529	Illinois Eastern													
	Frontier	3,899	4,538	6,506	1,248	0	0	0	870	2,888	0	0	19,949	26,694
	Lincoln Trail	15,835	29,498	10,758	6,220	20,654	6,403	6,702	12,559	12,918	0	0	121,547	152,238
	Olney	16,657	44,011	15,411	12,540	10,678	4,838	5,016	14,371	4,502	0	0	128,024	177,058
	Wabash	16,250	39,195	11,436	6,070	22,472	5,900	7,898	12,841	8,229	0	0	130,291	166,717
513	Illinois Valley	29,399	63,876	26,354	14,428	17,956	4,574	9,006	24,957	27,698	0	0	218,248	310,294
525	Joliet	76,025	152,350	51,378	37,967	21,118	17,480	4,748	37,909	24,514	480	6,529	430,498	623,662
520	Kankakee	40,971	45,702	33,609	14,104	19,320	7,678	0	24,341	15,420	0	5,246	206,391	263,482
501	Kaskaskia	23,436	49,620	21,980	13,432	16,716	4,036	9,213	14,488	5,999	0	660	159,580	228,830
523	Kishwaukee	30,430	74,695	32,962	13,058	14,888	13,158	0	31,825	22,075	0	0	233,091	330,925
532	Lake County	97,058	108,483	79,177	35,806	27,129	23,115	21,570	44,051	49,833	708	2,425	489,355	738,288
517	Lake Land	39,577	80,636	35,039	30,033	23,764	2,441	4,580	10,529	1,741	200	0	228,540	313,259
536	Lewis & Clark	46,566	75,684	67,261	12,715	24,170	4,395	17,102	20,608	33,443	220	5,926	308,090	496,245
526	Lincoln Land	51,122	58,650	39,360	32,529	22,857	8,456	7,000	61,038	20,019	0	0	301,031	409,993
530	Logan	50,445	94,039	49,693	14,987	11,515	12,354	7,471	36,658	16,006	0	0	293,168	435,023
528	McHenry	27,657	61,948	42,208	29,329	14,231	8,845	4,554	23,594	10,073	0	0	222,439	324,112
524	Moraine Valley	71,894	143,482	80,767	32,754	29,764	8,521	19,051	46,895	21,266	0	0	454,394	654,403
527	Morton	22,600	43,158	22,761	13,258	14,640	2,901	6,533	14,888	8,553	0	0	149,292	235,718
535	Oakton	68,851	90,079	81,196	26,906	13,026	9,438	4,689	49,322	21,982	656	27,000	393,145	621,748
505	Parkland	43,742	76,189	49,303	35,161	19,164	9,182	47,474	10,230	9,586	372	536	300,939	448,016
515	Prairie State	47,476	69,426	46,111	7,093	8,943	12,917	2,346	33,753	17,641	0	0	245,706	383,675
521	Rend Lake	21,958	66,800	22,751	11,400	16,790	9,855	3,652	23,102	17,662	1,340	0	195,310	264,473
537	Richland	22,635	39,752	23,336	13,843	2,683	9,918	4,686	15,072	15,823	0	0	147,748	207,949
511	Rock Valley	65,124	98,194	58,789	47,251	44,019	6,827	18,598	42,372	41,549	0	176,866	599,589	607,761
518	Sandburg	28,126	67,836	23,294	11,752	9,420	3,923	2,868	14,365	1,680	0	6,000	169,264	223,465
506	Sauk Valley	24,295	64,190	27,020	12,920	14,225	6,715	0	18,767	10,860	0	41,031	220,023	404,330
531	Shawnee	19,346	17,130	10,906	9,487	7,200	6,295	0	9,641	1,813	0	0	81,818	109,677
510	South Suburban	98,645	74,112	59,553	35,642	19,604	6,647	6,754	223	26,737	0	43,652	371,569	576,287
533	Southeastern	21,201	37,349	24,868	10,779	20,070	10,683	19,364	17,626	10,640	0	160	172,740	250,846
522	Southwestern	97,623	126,729	84,720	26,000	27,163	16,818	5,525	41,920	26,927	0	450	453,875	665,652
534	Spoon River	19,923	53,816	18,445	13,584	0	768	3,118	14,871	10,588	0	0	135,113	208,862
504	Triton	99,803	214,028	80,027	26,914	29,068	14,013	10,661	58,994	27,006	1,513	16,702	578,729	833,385
516	Waubonsee	78,065	98,525	57,822	21,858	22,412	8,403	6,659	41,603	47,705	0	101,375	484,427	557,674
539	Wood	23,715	17,641	24,207	3,129	798	11,874	0	4,952	1,066	0	7,187	94,569	128,799
	TOTALS	2,607,355	3,878,395	2,458,360	1,040,086	992,650	564,686	364,428	1,479,478	953,687	12,556	577,506	14,929,187	21,835,933

SOURCE OF DATA: RAMP/CC Table C1.0 (FY 2002)

Illinois Community College Board
Table V-5
NET ASSIGNABLE SQUARE FOOTAGE IN COMPLETED PERMANENT STATE FUNDED FACILITIES
BY HIGHER EDUCATION FACILITY INVENTORY ROOM USE CLASSIFICATION AS OF AUGUST 1, 2000

Dist. No.	District/College	Classrooms	Laboratory	Office	Study	Athletic/ PE	Special Use	Theater/ Aud.	General Use	Support	Health Care	Unclass.	NASF	GSF*
503	Black Hawk	63,743	75,399	60,545	29,132	56,200	21,415	1,905	34,851	22,821	0	0	366,011	491,954
508	Chicago												0	
	Daley	0	0	0	0	0	0	0	0	0	0	0	0	0
	Kennedy-King	62,006	143,831	75,706	14,307	38,591	42,942	7,232	37,567	13,459	0	0	435,641	673,846
	Malcolm X	98,863	45,759	86,031	28,995	19,355	18,245	0	27,254	17,814	430	0	342,746	541,575
	Olive-Harvey	0	0	0	0	0	0	0	0	0	0	0	0	0
	Truman	73,718	53,755	81,650	29,175	0	5,575	5,700	31,255	10,985	0	0	291,813	437,500
	Washington	0	0	0	0	0	0	0	0	0	0	0	0	0
	Wright	49,906	10,317	23,658	6,000	14,351	14,486	12,908	6,244	19,543	0	2,529	159,942	241,745
507	Danville	32,894	55,792	25,312	15,137	19,548	4,298	0	14,689	12,488	0	25,373	205,531	295,138
502	DuPage	73,689	123,950	99,279	78,881	0	5,793	0	86,411	20,263	1,261	165	489,692	803,530
509	Elgin	41,816	56,492	46,589	19,891	0	3,892	2,583	23,042	6,957	0	0	201,262	331,139
512	Harper	78,932	103,516	90,580	37,048	0	10,607	4,122	35,302	13,331	829	0	374,267	603,631
540	Heartland	10,833	28,372	10,272	0	0	2,045	0	3,680	11,204	0	0	66,406	94,204
519	Highland	16,633	51,458	28,502	9,848	0	1,887	4,969	17,339	1,353	0	0	131,989	195,640
514	Illinois Central	44,524	57,631	66,155	28,726	15,290	14,958	0	80,006	15,121	1,261	1,228	324,900	469,286
529	Illinois Eastern													
04	Frontier	0	0	0	0	0	0	0	0	0	0	0	0	0
01	Lincoln Trail	11,305	12,831	8,235	6,220	12,304	4,562	6,702	9,341	1,363	0	0	72,863	90,467
02	Olney	13,600	19,917	14,031	12,540	0	1,566	0	12,861	748	0	0	75,263	114,589
03	Wabash	10,407	21,897	7,716	6,070	15,316	4,978	7,898	7,066	3,049	0	0	84,397	110,115
513	Illinois Valley	26,513	44,376	25,318	14,428	17,956	3,907	0	24,675	26,322	0	0	183,495	264,652
525	Joliet	51,041	116,740	38,117	31,506	12,370	12,705	0	32,616	4,190	480	0	299,765	462,317
520	Kankakee	30,506	41,475	25,614	14,104	19,320	4,237	0	19,716	5,206	0	0	160,178	202,578
501	Kaskaskia	5,435	10,667	4,662	3,190	4,179	0	2,303	3,702	1,160	0	0	35,298	51,949
523	Kishwaukee	20,313	40,788	15,601	12,843	12,585	1,268	0	16,932	2,985	0	0	123,315	184,721
532	Lake County	46,189	69,990	38,225	27,267	27,129	5,731	0	10,228	14,689	0	0	239,448	375,208
517	Lake Land	35,916	63,864	31,707	30,033	23,764	1,158	4,580	7,362	1,474	200	0	200,058	268,138
536	Lewis & Clark	23,404	58,976	24,908	12,654	24,170	3,163	14,686	16,195	14,956	0	68	193,180	307,064
526	Lincoln Land	26,646	43,727	25,533	29,334	22,857	4,820	0	34,088	9,233	0	0	196,238	278,113
530	Logan	40,463	63,790	38,515	14,987	11,515	12,354	2,042	31,090	6,572	0	0	221,328	338,024
528	McHenry	13,317	42,003	25,159	27,244	0	2,564	0	1,996	4,650	0	0	116,933	159,828
524	Moraine Valley	71,894	143,482	60,225	32,754	29,764	6,060	18,919	22,141	7,629	0	0	392,868	571,990
527	Morton	22,600	43,158	22,761	13,258	14,640	2,901	6,533	14,888	3,877	0	0	144,616	230,842
535	Oakton	27,345	56,966	46,356	13,219	11,087	7,848	4,689	17,878	6,516	106	0	192,010	303,107
505	Parkland	20,647	37,062	27,135	26,723	0	1,097	29,377	1,318	1,661	288	0	145,308	219,768
515	Prairie State	41,475	58,339	38,851	6,983	8,943	6,891	2,346	33,383	7,633	0	0	204,844	333,697
521	Rend Lake	14,191	34,031	18,967	11,400	15,203	8,209	3,652	21,444	1,812	1,005	0	129,914	185,506
537	Richland	21,096	37,452	21,550	13,843	0	4,622	0	9,821	12,708	0	0	121,092	163,342
511	Rock Valley	28,505	37,058	24,563	39,946	44,019	6,001	3,490	31,961	651	0	92,421	308,615	308,615
518	Sandburg	11,805	34,180	16,769	10,270	9,420	3,923	2,868	9,199	1,680	0	0	100,114	137,790
506	Sauk Valley	24,295	64,190	27,020	12,920	14,225	6,715	0	18,767	10,860	0	0	178,992	353,290
531	Shawnee	5,905	14,111	9,024	9,487	0	0	0	9,641	1,140	0	0	49,308	63,931
510	South Suburban	77,338	74,112	57,141	34,030	0	5,823	6,754	112	17,002	0	20,552	292,864	472,555
533	Southeastern	14,895	19,055	19,357	10,610	0	10,683	19,364	17,626	0	0	0	111,590	170,207
522	Southwestern	43,812	92,082	74,207	20,173	27,163	16,818	5,525	39,074	25,402	0	0	344,256	546,266
534	Spoon River	10,235	49,191	14,461	11,023	0	768	0	10,319	8,038	0	0	104,035	157,371
504	Triton	87,061	162,702	72,977	26,914	24,625	12,668	10,661	45,731	21,240	1,268	16,702	482,549	713,767
516	Waubonsee	18,002	56,991	15,104	21,576	18,412	8,157	4,479	0	0	0	0	142,721	162,700
539	Wood	19,208	17,641	24,125	3,129	0	7,919	0	4,781	1,066	0	5,027	82,896	113,723
	TOTALS	1,562,921	2,489,116	1,608,213	857,818	584,301	326,259	196,287	933,592	390,851	7,128	164,065	9,120,551	13,595,418

* Gross Square Feet
**Building efficiency equals net assignable square footage divided by gross square feet
SOURCE OF DATA: RAMP/CC Table C1.0 (FY 2002)

Illinois Community College Board
Table V-6
NET ASSIGNABLE SQUARE FOOTAGE IN COMPLETED PERMANENT LOCALLY FUNDED FACILITIES
BY HIGHER EDUCATION FACILITY INVENTORY ROOM USE CLASSIFICATION AS OF AUGUST 1, 2000

Dist. No.	District/College	Classrooms	Laboratory	Office	Study	Athletic/ PE	Special Use	Theater/ Aud.	General Use	Support	Health Care	Unclass.	NASF	GSF*
503	Black Hawk	700	0	0	0	0	11,971	0	0	0	0	0	12,671	13,050
508	Chicago												0	
	Daley	58,330	80,563	67,153	23,160	19,655	19,505	150	44,348	16,956	0	16,360	346,180	572,686
	Kennedy-King	23,025	47,919	19,031	5,625	0	2,350	0	4,875	4,916	186	0	107,927	148,655
	Malcolm X	4,875	6,021	3,057	924	0	931	0	2,452	2,128	1,200	8,223	29,811	37,168
	Olive-Harvey	53,436	56,560	57,611	20,566	25,195	8,200	4,200	27,467	10,070	1,900	0	265,205	413,160
	Truman	37,219	13,088	5,640	0	9,642	1,162	2,432	6,741	1,573	0	0	77,497	116,200
	Washington	64,349	42,050	63,433	17,367	0	4,135	0	20,472	11,410	0	0	223,216	345,300
	Wright	54,414	95,040	59,368	29,433	21,063	17,529	8,497	29,098	12,700	0	34,860	362,002	587,940
507	Danville	954	4,895	2,564	0	0	0	3,418	443	454	0	733	13,461	19,980
502	DuPage	66,938	69,464	48,379	808	65,173	40,102	15,777	36,751	30,773	0	1,636	375,801	557,262
509	Elgin	32,694	63,906	28,023	3,579	16,189	5,260	16,224	30,491	5,605	0	0	201,971	347,869
512	Harper	20,032	37,907	21,231	0	63,668	5,735	0	9,458	19,153	0	0	177,184	285,769
541	Heartland	0	0	0	0	0	0	0	0	0	0	0	0	0
519	Highland	3,969	1,642	9,283	0	42,273	17,477	0	6,366	9,977	0	0	90,987	114,417
514	Illinois Central	18,539	117,961	19,303	5,118	0	4,725	7,143	23,289	33,447	0	0	229,525	305,617
529	Illinois Eastern													
	Frontier	3,899	4,538	6,506	1,248	0	0	0	870	2,888	0	0	19,949	26,694
	Lincoln Trail	1,363	10,012	1,622	0	8,350	1,841	0	315	2,694	0	0	26,197	33,971
	Olney	0	0	312	0	10,678	3,272	5,016	1,510	762	0	0	21,550	26,133
	Wabash	5,843	17,298	3,720	0	7,156	922	0	5,775	5,180	0	0	45,894	56,602
513	Illinois Valley	2,886	19,500	1,036	0	0	667	9,006	282	1,376	0	0	34,753	45,642
525	Joliet	21,918	35,097	6,659	6,461	0	894	4,748	5,293	3,057	0	0	84,127	109,615
520	Kankakee	8,057	3,177	1,288	0	0	3,441	0	4,625	9,256	0	0	29,844	37,744
501	Kaskaskia	15,984	31,278	15,210	10,242	12,537	1,450	6,910	10,150	4,839	0	0	108,600	158,888
523	Kishwaukee	10,117	33,907	17,361	215	2,303	11,890	0	14,893	19,090	0	0	109,776	146,204
532	Lake County	32,880	17,567	26,334	1,120	0	11,306	21,570	13,931	23,981	708	0	149,397	245,786
517	Lake Land	3,661	16,772	3,332	0	0	1,283	0	3,167	267	0	0	28,482	45,121
536	Lewis & Clark	23,162	16,708	42,353	61	0	1,232	2,416	4,413	18,487	220	5,858	114,910	189,181
526	Lincoln Land	24,476	14,923	13,827	3,195	0	3,636	7,000	26,950	10,786	0	0	104,793	131,880
530	Logan	9,982	30,249	11,178	0	0	0	5,429	5,568	9,434	0	0	71,840	96,999
528	McHenry	14,340	19,945	17,049	2,085	14,231	6,281	4,554	21,598	5,423	0	0	105,506	164,284
524	Moraine Valley	0	0	20,542	0	0	2,461	132	24,754	13,637	0	0	61,526	82,413
527	Morton	0	0	0	0	0	0	0	0	4,676	0	0	4,676	4,876
535	Oakton	41,506	33,113	34,840	13,687	1,939	1,590	0	31,444	15,466	550	27,000	201,135	318,641
505	Parkland	23,095	39,127	22,168	8,438	19,164	8,085	18,097	8,912	7,925	84	536	155,631	228,248
515	Prairie State	760	8,731	3,470	0	0	0	0	0	10,008	0	0	22,969	26,938
521	Rend Lake	7,767	32,769	3,784	0	1,587	1,646	0	1,658	15,850	335	0	65,396	78,967
537	Richland	1,539	2,300	1,786	0	2,683	5,296	4,686	5,251	3,115	0	0	26,656	44,607
511	Rock Valley	33,247	45,729	19,866	7,305	0	635	10,996	8,117	31,824	0	77,236	234,955	243,127
518	Sandburg	6,873	31,326	3,957	1,482	0	0	0	1,851	0	0	0	45,489	56,494
506	Sauk Valley	0	0	0	0	0	0	0	0	0	0	41,031	41,031	51,040
531	Shawnee	10,813	3,019	1,882	0	7,200	6,295	0	0	529	0	0	29,738	42,866
510	South Suburban	21,307	0	2,412	1,612	19,604	824	0	111	9,735	0	23,100	78,705	103,732
533	Southeastern	6,306	18,294	5,511	169	20,070	0	0	0	10,640	0	160	61,150	80,639
522	Southwestern	39,411	34,647	8,713	5,827	0	0	0	2,846	1,525	0	0	92,969	101,566
534	Spoon River	9,688	4,625	3,984	2,561	0	0	3,118	4,552	2,550	0	0	31,078	51,491
504	Triton	12,742	51,326	7,050	0	4,443	1,345	0	13,263	5,766	245	0	96,180	119,618
516	Waubonsee	60,063	41,534	42,718	282	4,000	246	2,180	41,603	47,705	0	101,375	341,706	394,974
539	Wood	517	0	82	0	0	3,955	0	171	0	0	0	4,725	5,608
	TOTAL	893,676	1,254,527	754,628	172,570	398,803	219,575	163,699	506,124	457,633	5,428	338,108	5,164,771	7,415,662

* Gross Square Feet
**Building efficiency equals net assignable square footage divided by gross square feet
SOURCE OF DATA: RAMP/CC Table C1.0 (FY 2002)

Illinois Community College Board
Table V-7
NET ASSIGNABLE SQUARE FOOTAGE IN TEMPORARY FACILITIES
BY HIGHER EDUCATION FACILITY INVENTORY ROOM USE CLASSIFICATION AS OF AUGUST 1, 2000

Dist. No.	District/College	Classrooms	Laboratory	Office	Study	Athletic/ PE	Special Use	Theater/ Aud.	General Use	Support	Health Care	Unclass.	NASF	GSF*
503	Black Hawk	5,285	8,217	2,606	0	0	0	330	3,275	1,369	0	0	21,082	27,354
508	Chicago												0	
	Daley	27,947	18,308	13,496	2,055	0	0	0	1,034	5,283	0	0	68,123	88,480
	Kennedy-King	0	0	0	0	0	0	0	0	0	0	0	0	0
	Malcolm X	0	0	0	0	0	0	0	0	0	0	0	0	0
	Olive-Harvey	34,888	13,370	8,294	0	0	0	0	1,746	36,209	0	0	94,507	111,880
	Truman	0	0	0	0	0	0	0	0	0	0	0	0	0
	Washington	0	0	0	0	0	0	0	0	0	0	0	0	0
	Wright	0	0	0	0	0	0	0	0	0	0	0	0	0
507	Danville	8,863	13,851	16,601	114	0	90	0	4,297	11,883	0	44,654	100,353	180,770
502	DuPage	0	0	0	0	0	0	0	0	0	0	0	0	0
509	Elgin	0	0	0	0	0	0	0	0	0	0	0	0	0
512	Harper	2,992	0	0	0	0	0	0	0	0	0	0	2,992	3,648
540	Heartland	0	0	0	0	0	0	0	0	0	0	0	0	0
519	Highland	0	0	0	0	0	0	0	0	0	0	0	0	0
514	Illinois Central	0	0	0	0	0	0	0	0	0	0	0	0	0
529	Illinois Eastern												0	
	Frontier	0	0	0	0	0	0	0	0	0	0	0	0	0
	Lincoln Trail	3,167	6,655	901	0	0	0	0	2,903	8,861	0	0	22,487	27,800
	Olney	3,057	24,094	1,068	0	0	0	0	0	2,992	0	0	31,211	36,336
	Wabash	0	0	0	0	0	0	0	0	0	0	0	0	0
513	Illinois Valley	0	0	0	0	0	0	0	0	0	0	0	0	0
525	Joliet	3,066	513	6,602	0	8,748	3,881	0	0	17,267	0	6,529	46,606	51,730
520	Kankakee	2,408	1,050	6,707	0	0	0	0	0	958	0	5,246	16,369	23,160
501	Kaskaskia	2,017	7,675	2,108	0	0	2,586	0	636	0	0	660	15,682	17,993
523	Kishwaukee	0	0	0	0	0	0	0	0	0	0	0	0	0
532	Lake County	17,989	20,926	14,618	7,419	0	6,078	0	19,892	11,163	0	2,425	100,510	117,294
517	Lake Land	0	0	0	0	0	0	0	0	0	0	0	0	0
536	Lewis & Clark	0	0	0	0	0	0	0	0	0	0	0	0	0
526	Lincoln Land	0	0	0	0	0	0	0	0	0	0	0	0	0
530	Logan	0	0	0	0	0	0	0	0	0	0	0	0	0
528	McHenry	0	0	0	0	0	0	0	0	0	0	0	0	0
524	Moraine Valley	0	0	0	0	0	0	0	0	0	0	0	0	0
527	Morton	0	0	0	0	0	0	0	0	0	0	0	0	0
535	Oakton	0	0	0	0	0	0	0	0	0	0	0	0	0
505	Parkland	0	0	0	0	0	0	0	0	0	0	0	0	0
515	Prairie State	5,241	2,356	3,790	110	0	6,026	0	370	0	0	0	17,893	23,040
521	Rend Lake	0	0	0	0	0	0	0	0	0	0	0	0	0
537	Richland	0	0	0	0	0	0	0	0	0	0	0	0	0
511	Rock Valley	3,372	15,407	14,360	0	0	191	4,112	2,294	9,074	0	7,209	56,019	56,019
518	Sandburg	9,448	2,330	2,568	0	0	0	0	3,315	0	0	6,000	23,661	29,181
506	Sauk Valley	0	0	0	0	0	0	0	0	0	0	0	0	0
531	Shawnee	2,628	0	0	0	0	0	0	0	144	0	0	2,772	2,880
510	South Suburban	0	0	0	0	0	0	0	0	0	0	0	0	0
533	Southeastern	0	0	0	0	0	0	0	0	0	0	0	0	0
522	Southwestern	14,400	0	1,800	0	0	0	0	0	0	0	450	16,650	17,820
534	Spoon River	0	0	0	0	0	0	0	0	0	0	0	0	0
504	Triton	0	0	0	0	0	0	0	0	0	0	0	0	0
516	Waubonsee	0	0	0	0	0	0	0	0	0	0	0	0	0
539	Wood	3,990	0	0	0	798	0	0	0	0	0	2,160	6,948	9,468
	TOTALS	150,758	134,752	95,519	9,698	9,546	18,852	4,442	39,762	105,203	0	75,333	643,865	824,853

* Gross Square Feet
**Building efficiency equals net assignable square footage divided by gross square feet
SOURCE OF DATA: RAMP/CC Table C1.0 (FY 2002)

Illinois Community College Board
Table V-8
NET ASSIGNABLE SQUARE FOOTAGE IN STATE-FUNDED FACILITIES UNDER CONSTRUCTION OR APPROVED FOR CONSTRUCTION BY HIGHER EDUCATION FACILITY INVENTORY ROOM USE CLASSIFICATION AS OF AUGUST 1, 2000

Dist. No.	District/College	Classrooms	Laboratory	Office	Study	PE	Special Use	Theater	General Use	Support	Unclass.	Total NASF	Total GSF
512	Harper	9,378	14,410	3,328	825	0	0	0	0	3,300	0	31,240	49,151
540	Heartland	7,746	599	27,992	18,107	0	7,493	0	9,544	15,432	0	86,913	128,387
501	Kaskaskia	0	0	0	2,300	0	0	0	0	0	0	2,300	3,066
536	Lewis & Clark	11,157	3,632	4,144	1,258	0	2,854	8,467	0	5,752	0	37,264	58,152
528	McHenry	15,000	0	24,130	0	0	0	0	0	4,290	0	43,420	63,000
505	Parkland	263	1,718	4,399	210	0	0	0	105	3,863	0	10,556	75,000
521	Rend Lake	0	0	13,410	0	0	1,265	0	0	0	0	14,675	0
531	Shawnee	11,400	1,050	600	0	0	0	0	0	3,300	0	16,350	23,850
539	John Wood	20,000	0	26,000	12,000	0	3,500	0	5,000	11,500	0	78,000	115,402
	Totals	74,943	21,409	104,002	34,700	0	15,112	8,467	14,649	47,437	0	320,718	516,008

* Gross Square Feet
**Building efficiency equals net assignable square footage divided by gross square feet
SOURCE OF DATA: RAMP/CC Table C1.1 (FY 2002)

Illinois Community College Board
Table V-9
NET ASSIGNABLE SQUARE FOOTAGE IN LOCALLY FUNDED PERMANENT FACILITIES
UNDER CONSTRUCTION OR APPROVED FOR CONSTRUCTION AS OF AUGUST 1, 2000

Dist. No.	District/College	Classrooms	Laboratory	Office	Study	PE	Special Use	Theater	General Use	Support	Unclass.	Total NASF	Total GSF
509	Elgin	4,598	26,809	3,226	391	0	0	0	0	0	0	35,024	53,520
512	Harper	7,673	11,790	2,723	675	0	0	0	0	2,700	0	25,560	39,993
505	Parkland	88	573	1,466	70	0	0	0	35	1,288	0	3,519	25,000
531	Shawnee	3,800	350	200	0	0	0	0	0	1,100	0	5,450	7,950
	Totals	16,158	39,522	7,615	1,136	0	0	0	35	5,088	0	69,553	126,463

* Gross Square Feet
**Building efficiency equals net assignable square footage divided by gross square feet
SOURCE OF DATA: RAMP/CC Table C1.1 (FY 2002)

Illinois Community College Board
Table V-10
TOTAL NET ASSIGNABLE SQUARE FEET OF PERMANENT FACILITIES BY ROOM USE CLASSIFICATION
PER 10TH DAY ON-CAMPUS FTE STUDENT AS OF AUGUST 1, 2000 (COMPLETED, UNDER CONSTRUCTION, APPROVED, OR APPROPRIATED)

Dist. No.	District/College	Fall FTE	Class	Labs	Office	Study	PE	Special	Theater	General	Support	Health	Unclass	Total NASF
503	Black Hawk	3,810	16.91	19.79	15.89	7.65	14.75	8.76	0.50	9.15	5.99	0.00	0.00	99.38
508	Chicago													
	Daley	5,617	10.38	14.34	11.96	4.12	3.50	3.47	0.03	7.90	3.02	0.00	2.91	61.63
	Kennedy	4,095	20.76	46.82	23.13	4.87	9.42	11.06	1.77	10.36	4.49	0.05	0.00	132.72
	Malcolm	6,808	15.24	7.61	13.09	4.39	2.84	2.82	0.00	4.36	2.93	0.24	1.21	54.72
	Olive	4,019	13.29	14.07	14.33	5.12	6.27	2.04	1.04	6.83	2.51	0.47	0.00	65.98
	Truman	5,699	19.47	11.73	15.32	5.12	1.69	1.18	1.43	6.67	2.20	0.00	0.00	64.80
	Washington	4,228	15.22	9.95	15.00	4.11	0.00	0.98	0.00	4.84	2.70	0.00	0.00	52.80
	Wright	6,299	16.56	16.73	13.18	5.63	5.62	5.08	3.40	5.61	5.12	0.00	5.94	82.87
507	Danville	1,527	22.17	39.75	18.26	9.92	12.80	2.82	2.24	9.91	8.48	0.00	17.10	143.44
502	DuPage	15,588	9.02	12.41	9.47	5.11	4.18	2.94	1.01	7.90	3.27	0.08	0.12	55.52
509	Elgin	4,732	16.72	31.11	16.45	5.04	3.42	1.93	3.97	11.31	2.65	0.00	0.00	92.62
512	Harper	7,713	15.04	21.73	15.28	5.00	8.26	2.12	0.53	5.80	4.99	0.11	0.00	78.87
540	Heartland	2,370	7.84	12.22	16.14	7.64	0.00	4.02	0.00	5.58	11.24	0.00	0.00	64.68
519	Highland	1,484	13.89	35.79	25.47	6.64	28.50	13.05	3.35	15.98	7.64	0.00	0.00	150.30
514	Illinois Central	6,091	10.35	28.83	14.03	5.56	2.51	3.23	1.17	16.96	7.97	0.21	0.20	91.02
529	Illinois Eastern													
	Frontier	457	8.53	9.93	14.24	2.73	0.00	0.00	0.00	1.90	6.32	0.00	0.00	43.66
	Lincoln Trail	868	14.60	26.32	11.36	7.17	23.80	7.38	7.72	11.13	4.67	0.00	0.00	114.13
	Olney	1,109	12.26	17.96	12.93	11.31	9.63	4.36	4.52	12.96	1.36	0.00	0.00	87.29
	Wabash	1,149	14.14	34.11	9.95	5.28	19.56	5.13	6.87	11.18	7.16	0.00	0.00	113.39
513	Illinois Valley	2,189	13.43	29.18	12.04	6.59	8.20	2.09	4.11	11.40	12.65	0.00	0.00	99.69
525	Joliet	5,849	12.47	25.96	7.66	6.49	2.11	2.33	0.81	6.48	1.24	0.08	0.00	65.64
520	Kankakee	1,664	23.18	26.84	16.17	8.48	11.61	4.61	0.00	14.63	8.69	0.00	0.00	114.21
501	Kaskaskia	1,902	11.26	22.06	10.45	8.27	8.79	0.76	4.85	7.28	3.15	0.00	0.00	76.89
523	Kishwaukee	2,200	13.83	33.95	14.98	5.94	6.77	5.98	0.00	14.47	10.03	0.00	0.00	105.96
532	Lake County	6,354	12.44	13.78	10.16	4.47	4.27	2.68	3.39	3.80	6.09	0.11	0.00	61.20
517	Lake Land	3,641	10.87	22.14	9.62	8.25	6.53	0.67	1.26	2.89	0.48	0.05	0.00	62.76
536	Lewis & Clark	2,908	19.85	27.27	24.55	4.80	8.31	2.49	8.79	7.09	13.48	0.08	2.04	118.75
526	Lincoln Land	3,570	14.32	16.43	11.03	9.11	6.40	2.37	1.96	17.10	5.61	0.00	0.00	84.33
530	Logan	3,356	15.03	28.02	14.81	4.47	3.43	3.68	2.23	10.92	4.77	0.00	0.00	87.35
528	McHenry	2,587	16.49	23.95	25.64	11.34	5.50	3.42	1.76	9.12	5.55	0.00	0.00	102.77
524	Moraine Valley	7,293	0.00	0.00	0.00	0.00	0.00	0.00	0.00	0.00	0.00	0.00	0.00	0.00
527	Morton	1,838	39.12	78.07	43.94	17.82	16.19	4.64	10.37	25.52	11.57	0.00	0.00	247.23
535	Oakton	5,365	4.21	8.04	4.24	2.47	2.73	0.54	1.22	2.77	1.59	0.00	0.00	27.83
505	Parkland	4,986	13.81	18.07	16.29	5.40	2.61	1.89	0.94	9.89	4.41	0.13	5.42	78.86
515	Prairie State	2,466	17.88	31.83	22.37	14.37	7.77	3.72	19.25	4.21	5.98	0.15	0.22	127.76
521	Rend Lake	1,787	23.64	37.54	23.69	3.91	5.01	3.86	1.31	18.68	9.87	0.00	0.00	127.50
537	Richland	1,764	12.45	37.86	20.50	6.46	9.52	6.30	2.07	13.09	10.01	0.76	0.00	119.02
511	Rock Valley	3,961	5.71	10.03	5.89	3.49	0.68	2.50	1.18	3.80	3.99	0.00	0.00	37.30
518	Sandburg	1,661	37.18	49.84	26.75	28.45	26.50	4.00	8.72	24.13	19.55	0.00	102.14	327.26
506	Sauk Valley	1,366	13.67	47.94	15.17	8.60	6.89	2.87	2.10	8.09	1.23	0.00	0.00	106.55
531	Shawnee	1,182	20.55	54.29	22.85	10.93	12.03	5.68	0.00	15.87	9.19	0.00	34.70	186.09
510	South Suburban	3,446	9.26	5.38	3.40	2.75	2.09	1.83	0.00	2.80	1.76	0.00	0.00	29.26
533	Southeastern	1,580	62.42	46.89	37.68	22.55	12.40	4.21	4.27	0.14	16.92	0.00	27.62	235.11
522	Southwestern	6,939	11.99	18.26	11.95	3.75	3.91	2.42	0.80	6.04	3.88	0.00	0.00	63.01
534	Spoon River	1,118	18.97	33.42	22.25	9.65	17.96	9.56	17.33	15.77	9.52	0.00	0.14	154.57
504	Triton	7,568	2.63	7.11	2.44	1.79	0.00	0.10	0.41	1.96	1.40	0.00	0.00	17.85
516	Waubonsee	3,402	29.34	62.92	23.53	7.91	8.55	4.12	3.13	17.34	7.94	0.44	4.91	170.14
539	Wood	1,303	59.91	75.62	44.38	16.78	17.20	6.45	5.11	31.93	36.61	0.00	77.81	371.80
	TOTALS	178,908	17.05	27.16	16.46	7.45	7.93	3.71	3.06	9.87	6.71	0.06	5.88	105.34

SOURCES OF DATA: RAMP/CC Tables C1.0 and C1.1
Fall Enrollment - E1 Records

Illinois Community College Board
Table V-11
TOTAL PROTECTION, HEALTH, AND SAFETY PROJECTS APPROVED

Dist. No.	District	# of Projects Approved Bond Issues	Tax Levy	Total	Total Budgeted Amounts
503	Black Hawk	0	47	47	7,966,417
508	Chicago	0	0	0	0
507	Danville	13	11	24	6,020,142
502	DuPage	0	0	0	0
509	Elgin	0	4	4	499,024
512	Harper	5	66	71	22,880,737
540	Heartland	0	5	5	718,733
519	Highland	1	36	37	6,046,506
514	Illinois Central	0	53	53	11,470,768
529	Illinois Eastern	39	0	39	9,956,820
513	Illinois Valley	1	59	60	13,416,467
525	Joliet	9	19	28	7,103,547
520	Kankakee	0	0	0	0
501	Kaskaskia	1	25	26	6,057,426
523	Kishwaukee	0	16	16	2,374,974
532	Lake County	3	51	54	9,681,461
517	Lake Land	1	63	64	8,478,569
536	Lewis & Clark	3	1	4	5,699,800
526	Lincoln Land	11	1	12	4,965,385
530	Logan	6	9	15	3,794,710
528	McHenry	0	1	1	696,056
541	Metropolitan	1	0	1	475,000
524	Moraine Valley	0	35	35	17,489,499
527	Morton	1	3	4	4,213,868
535	Oakton	0	10	10	1,767,651
505	Parkland	0	29	29	12,500,000
515	Prairie State	6	13	19	6,393,670
521	Rend Lake	25	26	51	8,849,906
537	Richland	1	20	21	4,865,619
511	Rock Valley	0	76	76	18,472,275
518	Sandburg	1	29	30	5,439,003
506	Sauk Valley	2	36	38	7,039,117
531	Shawnee	1	2	3	1,023,825
510	South Suburban	16	38	54	10,516,674
533	Southeastern	2	0	2	1,300,000
522	Southwestern	3	62	65	11,749,880
534	Spoon River	11	7	18	6,348,407
504	Triton	0	69	69	15,416,707
516	Waubonsee	0	35	35	6,766,750
539	Wood	0	24	24	1,651,831
	TOTALS	163	981	1144	$270,107,224

SOURCE OF DATA: ICCB Records

Illinois Community College Board
Table V-14
CAPITAL PROJECTS UNDER CONSTRUCTION
FUNDING AUTHORIZED BY PROTECTION, HEALTH, & SAFETY LEGISLATION

District			ICCB Project #	Project Name	Approved Budget
Black Hawk	503	T	0989-1197	Life Safety Projects	$302,887
		T	0990-1197	Life Safety Projects	$750,910
		T	1080-1198	Energy Mgmt/Air Qual. Upgrades	$574,000
		T	1224-1299	ADA Accessibile Restrooms-E.Campus Blding 3	$90,750
		T	1225-1299	Energy Conservation-Quad Cities Campus	$132,451
		T	1226-1299	Boiler Replacement-Quad Cities Campus	$604,978
		T	1227-1299	HVAC Replacement-Kewanee Blding 1-5	$164,780
		T	1266-1100	Asbestos Abatement (Class & Lecture Rooms)	$194,700
		T	1267-1100	Chiller Replacements-Building 3	$269,000
		T	1268-1100	HVAC & Window Units-Kewanee	$270,400
		T	1269-1100	Life Safety Upgrades	$126,500
		T	1270-1100	Tunnel Waterproofing/Concrete Repair	$88,500
		T	1271-1100	ADA Improvements	$88,800
Danville	507	B	0398-0591	Mary Miller Code Corrections	$222,600
		B	0399-0591	Orn. Horticulture Code Correct	$200,600
		B	0400-0591	Physical Plant Code Correct.	$480,300
		T	0931-0797	Tuckpointing/masonry-Cannon	$155,490
		T	1084-1198	Tuckpointing Buildings 6 & 7	$257,330
		T	1265-1100	Unit Ventilator Heater Replacements	$184,770
Harper	512	T	0802-0896	Restroom Modif.-Bldg. A	$459,044
		T	0805-0896	Gas Main Replacement	$96,672
		T	0806-0896	Chair Lift Replacement-Bld D	$85,893
		T	0808-0896	Auto Door Openers	$80,605
		T	0941-0897	Acoustic Baffles rplcmt-Bld.M	$216,033
		T	0942-0897	Building E Improvements	$499,777
		T	0943-0897	Auto Door Opener Replacements	$45,070
		T	1068-0998	HVAC Upgrades Blding P	$206,460
		T	1069-0998	Ventilation Modif. - Blding T	$66,325
		T	1070-0998	NE Center Parking Lot Lighting	$101,230
		T	1072-0998	Life Safety Improvements Bld.M	$648,911
		T	1073-0998	HVAC Modifications- Blding E	$87,625
		T	1155-0299	Campus Sidewalk Repair-Ph II	$273,088
		T	1173-1199	Pool Lighting Replacement-Wellness/Sports Cen	$137,170
		T	1174-1199	Roof Replacement-Wellness/Sports Center	$489,305
		T	1175-1199	Washroom Upgrade-NEC	$267,500
		T	1176-1199	Electrical Upgrades in Vault Area	$100,000
		T	1177-1199	ADA Sidewalk Improvements	$108,687
		T	1178-1199	Steam/Condensate Piping Replacement/Blding H	$142,338
		T	1179-1199	Northeast Center (NEC) 1999 PHS Alterations	$1,278,500
		T	1248-0300	AC/Dehumidification at Wellness/Sports Ctr.	$599,203
		T	1258-0500	Bldings D/E Buried Hot Water Pipe Rplcmnt.	$155,050
		T	1262-0800	Handicapped Elevator Installation-Building D	$198,487
		T	1307-1200	Plumbing System/Cross Connection Controls	$300,000
Heartland		T	1123-1198	Safety/Security Access System	$106,633
		T	1249-0300	Emergency Generator	$461,100
Highland		T	1283-1100	Roof Replacements -Buildings M & R	$452,000
Illinois Central		T	0619-1293	EMS Upgrade	$580,000
		T	0685-1194	Roof Replacement/Academic Bldg	$214,000
		T	0890-1296	Fire Alarm & Security Upgrades	$729,600
		T	0966-1197	Accessibility Projects, 1998	$191,000
		T	1090-1198	ADA Stair Tower Improvements	$100,000
		T	1165-1099	HVAC System Modifications-Dirksen Hall	$150,000
		T	1166-1099	Sidewalk Rehabilitation Ph. III	$350,000
		T	1250-0400	HVAC Modifications Dirksen Hall Ph II	$150,000
		T	1272-1100	Circle Drive Roadway/Drainage Rehab	$240,000
		T	1273-1100	Sanitary Sewer Rehabilitation Ph. I	$110,000
		T	1274-1100	HVAC System Modifications -Ph. II	$150,000
Illinois Eastern		B	0922-0697	Miscellaneous ADA Improvements	$505,000
		B	0924-0697	Exit Door Modif.-Olney Central	$126,000
		B	0979-1197	Environmental Barriers	$366,300
		B	0980-1197	Exit Modifications	$61,700
		B	0981-1197	Curtain Replacement	$55,700
		B	0982-1197	Stage Floor Replacement	$48,400
		B	0983-1197	Flooring Replacement	$105,000
		B	0984-1197	Roof Replacements	$128,400
		B	1289-1100	Energy Management Systems Replacement	$381,200
		B	1290-1100	HVAC Systems Replacement	$1,636,600
		B	1291-1100	Site Paving and Lighting	$35,800
		B	1292-1100	Exterior Rehab	$160,400
		B	1293-1100	Floor Drain Pipe Replacement-LTC Crisp Blding	$26,600
		B	1294-1100	Bleacher Replacement	$147,600
Illinois Valley		T	0659-0794	Asbestos/Maintenance Bldg.	$32,040

Illinois Community College Board
Table V-14
CAPITAL PROJECTS UNDER CONSTRUCTION
FUNDING AUTHORIZED BY PROTECTION, HEALTH, & SAFETY LEGISLATION

District		ICCB Project #	Project Name	Approved Budget
	T	0661-0794	Asbestos Removal-Bookstore	$200,400
	T	1007-1297	Roofing Replacement	$659,770
	T	1029-1297	Electrical Infrastr. Repairs	$78,000
	T	1092-1198	Emergency Generator Switchgear	$110,000
	T	1093-1198	Energy Mgmt.System Upgrade	$125,000
	T	1094-1198	ADA Signage Compliance	$30,000
	T	1095-1198	Indoor Air Quality Project	$30,000
	T	1098-1198	College Emergency Warning System	$325,000
	T	1237-1299	College Emergency Warning System Ph. II	$250,000
	T	1238-1299	Access.Sidewalks & Drainage Improvements-E.C.	$125,000
	T	1240-1299	HVAC Upgrades-E.Campus	$100,000
	T	1241-1299	Air Moisture Infiltration Phase III-Blding A	$200,000
	T	1242-1299	Control Systems Upgrade	$220,000
	T	1284-1100	Air Moisture Infiltration-Building B- Ph.IV	$254,220
	T	1285-1100	Lighting and Motion Sensors	$66,097
	T	1286-1100	Partial Ceiling Repalcement	$96,604
	T	1287-1100	Campus Wide Security/Surveillance System	$325,402
	T	1288-1100	Air Handler/Duct Upgrades-D & E	$167,786
Joliet	B	0999-1297	Exterior Glazing Repair	$296,030
	B	1001-1297	Renovate Water Heating System	$408,968
	B	1003-1297	Upgrade Electrical Distr Sys	$96,630
	B	1028-1297	City Center Wall Waterproofing	$216,990
	T	1336-1200	Entrance Ramp Replacement -J Building	$600,000
Kaskaskia	B	1331-1200	Mechanical Repairs/Improvements (Campus Wide)	$1,900,000
	T	1228-1299	Accessibility-Auditorium & Vo Tech Bldings	$530,000
	T	1332-1200	North Entrance Lighting Improvements	$40,730
	T	1333-1200	Chemistry Lab Safety Rehabilitation	$111,240
	T	1334-1200	West Parking Lot Lighting Upgrade (Safety)	$104,200
	T	1335-1200	ADA Signage (Campus Wide)	$72,160
Kishwaukee	T	1100-1198	Campus Safety and ADA Upgrades	$296,967
Lake County	T	0224-1188	Fire Protection System	$65,000
	T	0905-1296	ADA Toilet Room Accessibility	$238,080
	T	0971-1197	Roadway Drainage Improvements	$445,480
	T	0972-1197	ADA Restroom Renovations	$61,176
	T	0974-1197	Waterproof Underground Vault-North Side	$127,440
	T	1102-1198	Telephone/Fire Alarm Upgrade	$250,500
	T	1163-1099	Roadway Drainage Improvements Ph. II	$269,600
	T	1183-1199	LRC Boiler and Temperature Control Upgrade	$278,000
	T	1184-1199	Roadway Drainage Improvements - Ph III	$72,000
	T	1185-1199	Chiller Replacement - C Wing	$250,000
	T	1299-1200	Lighting Retrofit Ph. II	$204,000
	T	1300-1200	Circuit Breaker Panels Replacement	$180,000
	T	1301-1200	Window Retrofits A/B Wings	$174,000
	T	1302-1200	Waterproofing A/B Penthouse Wings	$170,000
	T	1303-1200	Waterproofing (west side) Lake Shore South	$72,000
Lake Land	T	0783-1295	Campus ADA Signage-CANCELLED	$84,000
	T	1015-1297	Classroom Ventilation-CANCELLD	$30,000
	T	1051-0898	Stage Backdrop Replacement	$60,000
	T	1213-1299	Termite Treatment - NE Classroom Building	$100,000
	T	1214-1299	Natural Gas Piping Replacement	$68,860
	T	1218-1299	Water Reservoir Renovations	$135,000
	T	1219-1299	Water Line to Farm Building	$45,000
	T	1323-1200	Exhaust/Air Conditioning Replacement QC/QA	$40,000
	T	1324-1200	Drainage Modif.- N.Entrance & NE/NW Lots	$210,000
	T	1325-1200	Energy Management Systems Replacement	$180,000
	T	1326-1200	Roof Replacement/Learning Resource Center	$175,000
	T	1327-1200	Lighting Renovations-Stud. Adm.,LRC,FH,VoTech	$85,000
	T	1328-1200	Gas Line Replacement and Termite Control	$170,000
	T	1329-1200	Sidewalk Replacements	$40,000
Lewis and Clark	T	1120-1298	Campus Improvements	$3,500,000
Lincoln Land	B	1039-1297	ADA Project Work	$500,000
	B	1141-1298	East Entrance and Exit	$339,400
	B	1142-1298	Sangamon/Menard Hall Renovations	$675,000
	B	1143-1298	Boiler Replacements	$806,600
	B	1261-0800	Sangamon Hall-Library Asbestos Abatement	$192,500
Logan	T	1148-1298	1999 Life/Health/Safety Work	$420,000
	T	1170-1199	2000 Life/Health/Safety Work	$238,000
	T	1251-0400	Main Entrance Road Improvements	$206,600
	T	1252-0400	Auto.Lab Lighting Upgrade & Sidewalk Rehab	$350,000
Moraine Valley	T	0232-1188	Emergency Power Work	$220,000
	T	0646-0794	Install Security Camera System	$357,000
	T	1120-1298	Toilet Room Exhaust	$139,230

Illinois Community College Board
Table V-14
CAPITAL PROJECTS UNDER CONSTRUCTION
FUNDING AUTHORIZED BY PROTECTION, HEALTH, & SAFETY LEGISLATION

District	ICCB Project #		Project Name	Approved Budget
	T	1149-1298	Campus Security Phase II	$453,093
	T	1150-1298	Retention Pond Stabilization	$167,512
	T	1151-1298	Tennis Court Lighting Upgrade	$102,080
	T	1152-1298	Resurface Outdoor Courts	$71,100
	T	1153-1298	Gymnasium Floor Replacement	$246,648
	T	1203-1299	Campus Code Corrections	$456,895
	T	1204-1299	Structural Repairs - L Building	$505,416
	T	1304-1200	Ventilation Systems-Ph II-Bldings A & B	$352,440
	T	1305-1200	Entrance Replacement -Building C	$127,460
	T	1306-1200	Accessible Pathways around Building B	$148,875
Morton	T	0497-0892	Roofing/Waterproofing Repairs	$1,155,824
	T	1101-1198	Building Envelope Improvements	$1,000,000
Oakton	T	1054-0898	Enhanced 9-1-1 System	$66,175
Parkland	T	0988-1197	Condenser Replacement Phase V	$1,200,000
	T	1111-1198	ADA L-Wing Entrance Renovation	$170,000
	T	1112-1198	Classroom Lighting Ph III	$400,000
	T	1113-1198	ADA Door Improvements(Int&Ext)	$300,000
	T	1115-1198	Storage Tank Modifications	$120,000
	T	1243-1299	Main Entrance Modifications-Bradley Street	$520,000
	T	1244-1299	Second Floor Academic Wing Connection	$366,000
	T	1245-1299	Door & Hardware Replacement Ph.II	$150,000
	T	1246-1299	Drainage Improvements-Ph.I Parking Lots	$400,000
	T	1247-1299	Electrical System Upgrades	$258,000
	T	1337-1200	Second Floor Academic Wing Connection Ph II	$700,000
	T	1338-1200	Drainage Improvements Phase II	$800,000
Prairie State	T	1010-1297	ADA Facilities Compliance	$2,412,810
	T	1205-1299	Biology Labs Safety/Accessibility Compliance	$695,040
Rend Lake	B	1117-1198	Energy Conservation Project	$713,500
	B	1118-1198	Boiler Plant Improvements	$196,650
	B	1119-1198	HVAC/Air Handling Upgrades	$589,700
	T	0346-1190	Roof(Cancelled-see 346-1190	$195,560
	T	0427-0991	South Oasis Roof-Cancelled	$95,981
	T	0801-0796	Soil Remediation	$0
	T	1009-1297	Energy Conservation Measures	$242,000
	T	1050-0698	Soil Remediation	$58,157
	T	1116-1198	Generator Modifications Ph.I	$250,000
	T	1200-1299	Sidewalk Lighting Improvements	$359,523
	T	1201-1299	ADA Lift Replacement and Door Hardware	$40,000
	T	1295-1100	Early Notification Warning System	$210,800
Richland	B	1259-0700	Indoor Air Quality	$1,933,895
	T	1011-1297	Fire Alarm System Upgrade	$196,200
	T	1105-1198	Security System Upgrade	$102,000
	T	1106-1198	Energy System Mgmt.Replacement	$235,800
	T	1107-1198	HVAC Upgrade	$538,000
	T	1193-1199	Exterior Door Replacements	$102,240
	T	1194-1199	Tuckpointing and Roofing Repairs	$130,800
	T	1195-1199	Greenhouse Window Replacements	$45,360
	T	1196-1199	UST Replacement/Generator Repairs	$54,600
	T	1197-1199	Fire Sprinkler Repairs/Gas Valve Shut-Offs	$90,000
	T	1198-1199	HVAC/Exhaust System Modifications	$469,200
	T	1199-1199	Child Care Code Corrections	$90,000
	T	1314-1200	Elevator Equipment Upgrade	$48,000
	T	1315-1200	Grease Trap Modifications	$30,000
	T	1316-1200	Security Lighting (exterior) & Call Boxes	$78,000
	T	1317-1200	Hazardous Floor Replacement	$88,800
	T	1318-1200	Sidewalk Replacements	$118,800
	T	1319-1200	Steam System Modifications	$63,600
	T	1320-1200	Cooling Tower Piping Replacement	$240,000
	T	1321-1200	ing Upgrade-Energy Efficiency	$180,000
Rock Valley	T	0814-0996	Campus Intercm/PA Sys - Cancel	$531,000
	T	0815-0996	Inter.Guardrail Renov. -Cancel	$41,840
	T	0818-0996	Perimeter Sec.Fencing-(CANCELLED)	$112,100
	T	0837-0996	Resurface Parking Lot-Cancel	$53,100
	T	1065-0998	Underground Piping System Ph I	$944,000
	T	1066-0998	Underground Piping System PhII	$850,000
	T	1067-0998	Science Lab/Storage Renovation	$826,000
	T	1189-1199	Career Development Academy Structural Upgrade	$325,600
	T	1190-1199	Aviation Center Life Safety Improvements	$110,900
	T	1191-1199	Educational Resources Center ADA Elevator	$147,500
	T	1192-1199	Boiler/Chiller Replacements at CDA	$1,162,300
	T	1277-1100	Fire Alarm System Upgrade-Campus Wide	$1,073,800
	T	1278-1100	Accessibility Renovations-Samuelson Rd. Ctr.	$94,400

Illinois Community College Board
Table V-14
CAPITAL PROJECTS UNDER CONSTRUCTION
FUNDING AUTHORIZED BY PROTECTION, HEALTH, & SAFETY LEGISLATION

District	ICCB Project #		Project Name	Approved Budget
	T	1279-1100	Backflow Valve/Fire Pumps-Samuelson Rd. Ctr.	$82,600
	T	1280-1100	Roof Replacements (3 buildings)	$324,500
	T	1281-1100	Exterior Masonry Project	$224,200
	T	1282-1100	HVAC Utility Upgrade	$454,300
Sandburg	T	1074-1098	Parking Lot Code Corrections	$37,840
	T	1076-0998	Replace Carpet-LRC & Butlers	$132,369
	T	1078-1098	Fire Alarm System Renovations	$41,668
	T	1079-1098	Butler Blding Energy Conserva.	$39,568
	T	1156-0499	HVAC Unit Replacements- Carthage	$71,062
	T	1186-1199	Campus Parking Lot/Perimeter Build Lighting	$30,360
	T	1187-1199	Butler Building Child Care Drop-Off	$199,675
	T	1275-1100	ADA Upgrade - East Foyer	$518,850
	T	1276-1100	Elevator Replacement-Building D	$140,616
Sauk Valley	B	0488-0692	Underground Storage Tank Remov	$244,177
	T	0456-1191	Accessility Improvements	$226,926
	T	0708-0395	(CANCELLED) ADA Hardware Replacement	$98,300
	T	1019-1297	Building Perimeter Cracks	$226,584
	T	1064-0998	Resurfacing Tennis Courts	$240,046
	T	1121-1198	Egress Corrections-2nd Fl West	$208,375
	T	1122-1198	Masonry/Retaining Wall Repairs	$113,634
	T	1221-1299	Exterior Concrete Surface Repair-Phase II	$193,111
	T	1222-1299	HVAC Temperature Control Upgrade	$329,076
	T	1223-1299	Asbstos Abatement-Conference Room & Misc.	$74,800
	T	1296-1100	Exterior Concrete Surface Repairs - Ph.III	$349,941
	T	1297-1100	Roof Restoration - Buildings T1 & T2	$129,010
	T	1298-1100	Electrical System Deficiency Corrections	$127,234
Shawnee	T	0958-1097	Soffit Repair Building H	$363,200
South Suburban	T	0760-1195	Security System Enhancements	$48,000
	T	0849-1096	Classroom Lighting Improvement	$504,000
	T	0851-1096	Upgrade/Extend HVAC	$445,500
	T	0954-1097	Drainage Improvements-PhaseIII	$174,000
	T	1104-1198	Classroom Lighting Phase II	$350,000
	T	1188-1199	Various PHS Improvements	$300,000
	T	1263-0800	Science Lab Update	$300,000
Southwestern	T	0654-0794	Fire Protection Renovation	$85,400
	T	0656-0794	Electrical Renovations	$286,440
	T	0718-0695	Plumbing Renovations-Bellevill	$134,400
	T	0796-0496	Elec Renovations-Belleville	$224,000
	T	0797-0496	Mech.Renovations-Belleville	$369,600
	T	0936-0897	Energy Conservation-PSOP	$31,500
	T	1056-0998	Electr.Service Switch-Bellev	$254,000
	T	1057-0998	ADA Accessibility-PSOP Center	$49,780
	T	1058-0998	Waterproofing-RB & Granite Cty	$65,100
	T	1059-0998	Roof Replacement-ITC- @ GC	$189,600
	T	1060-0998	Mechanical Renovations-GC/PSOP	$32,480
	T	1061-0998	Fire/Warning Sys.-RB/GC/PSOP	$143,360
	T	1062-0998	Electr Renovations Ph I-Bellev	$192,000
	T	1063-0998	Aluminum Wiring Ph II-Bellev	$493,440
	T	1230-1299	Walkway Enclosure	$165,400
	T	1231-1299	Main Corridor Ceiling Wiring Tray-BC	$303,600
	T	1232-1299	Plumbing/Restroom Renovations-BC	$566,700
	T	1233-1299	Door Hardware Replacement-BC	$83,770
	T	1234-1299	Fire Alarm/Warning System-Library & Cafeteria	$76,050
	T	1235-1299	Electrical/Mechanical Renovations-BC	$263,350
	T	1236-1299	Plumbing/Mechanical Renovations BC &RBC	$51,750
	T	1308-1200	Elevator (3)Retrofits /Emerg. Lowering Device	$28,830
	T	1309-1200	Fire Alarm/Warning Sys-Ph I Classrooms	$69,400
	T	1310-1200	Cafeteria/Code Corrections	$667,900
	T	1311-1200	Chemistry Rooms/Labs Update	$78,020
	T	1312-1200	Plumbing/Toilet Fixture Additions-BACC	$109,650
	T	1313-1200	Flooring, Ceiling/Lighting Replacements-G.C.	$500,000
	T	1322-1200	Roof Repairs-Red Bud	$41,900
Spoon River	B	1124-1298	Parking/Entry Drive Upgrade	$677,000
	B	1125-1298	Asphalt Sidewalk Replacement	$116,000
	B	1126-1298	Galvanized Piping Replacement	$353,000
	B	1127-1298	HVAC & Plumbing Modifications	$2,368,000
	B	1128-1298	Lighting Upgrade	$201,000
	B	1129-1298	Glass & Glazing Replacement	$771,000
	T	1212-1299	Lighting/Security Upgrades-Parking Lot A,B,C	$148,500
Triton	T	0085-0000	Elec. Code Compliance-Withdraw	$63,700
	T	0615-1293	Boiler #1 Refurbishing	$58,500
	T	0764-1295	Drainage Improve.-Lots A & B	$128,950

Illinois Community College Board
Table V-14
CAPITAL PROJECTS UNDER CONSTRUCTION
FUNDING AUTHORIZED BY PROTECTION, HEALTH, & SAFETY LEGISLATION

District	ICCB Project #	Project Name	Approved Budget
	T 0863-1296	Emergency Lighting Replacement	$100,000
	T 0899-1296	Stadium Repairs	$46,200
	T 0993-1197	911 Emergency Locator	$25,000
	T 1138-1298	Ceramic Lab Ventilation	$93,200
	T 1139-1298	Welding & Auto Shop HVAC/Elec	$205,950
	T 1171-1199	Security System Upgrade	$600,000
Waubonsee	T 0878-1296	Chiller Conversion Phase I	$350,000
	T 1025-1297	AC Chiller Conversion-Phase II	$400,000
	T 1026-1297	Power Supply Upgrades	$50,000
	T 1144-1298	A/C Chiller Conversion Ph.III	$300,000
	T 1146-1298	Lighting Retrofit Ph.I-Akerlow	$150,000
	T 1147-1298	ADA Accessible Blding Entrance	$50,000
	T 1206-1299	Reroof Building A	$133,415
	T 1207-1299	Site Drainage Improvements-Akerlow Hall	$35,640
	T 1208-1299	Sanitary Sewer Rehabilitation	$292,680
	T 1209-1299	Emerg.Lighting Upgrade-Clns, Aklw, Weig Halls	$118,800
	T 1210-1299	ADA Accessible Entrance-Erick.Hall Vestibule	$29,510
	T 1211-1299	Fire Alarm Upgrade-Campuswide	$100,000
	T 1330-1200	HVAC Upgrade Ph.II	$1,390,000
Wood	T 0608-1193	Mech. Repair Work	$69,150
	T 0609-1193	ADA Alterations	$30,850
	T 0692-1194	(CANCELLED) ADA Signage and Access	$25,000
	T 0694-1194	(CANCELLED) Fire Prevention Measures	$29,580
	T 0757-1095	(CANCELLED) HVAC Upgrades/Air Distrib.	$75,000
	T 0758-1095	ADA Accessibility Compliance	$25,000
	T 0865-1296	Lighting Retrofits	$103,200
	T 0866-1296	Electrical Improvements	$56,400
	T 0867-1296	Security/Safety Upgrades	$42,000
	T 0869-1296	HVAC Replacement	$240,000
	T 0870-1296	HVAC Upgrade	$120,000
	T 0871-1296	ADA/Code Plumbing Upgrades	$40,200
	T 0872-1296	Structural Improvements	$233,631

Illinois Community College Board
Table V-15
CAPITAL RENEWAL PROJECTS APPROVED FOR FISCAL YEAR 1999

District	Grant Allocation	Project	Budget
Black Hawk	81,500	Quad Cities Campus Lobby Renovations	643,000
Chicago	786,900		
Danville	76,300		
DuPage	243,500		
Elgin	123,400		
Harper	152,000		
Heartland	0		
Highland	53,200	Resurface Parking Lots C & E	363,794
Illinois Central	118,500	Corridor Renovations	162,500
Illinois Eastern	94,000		
Illinois Valley	56,600		
Joliet	110,800		
Kankakee	48,100		
Kaskaskia	41,700		
Kishwaukee	60,300		
Lake County	130,400		
Lake Land	46,400		
Lewis & Clark	87,200		
Lincoln Land	59,900		
Logan	59,900		
McHenry	59,100	Building A Elevator Improvements	20,000
		Multi-purpose Building HVAC/Control	121,020
		Replace Boiler Units	72,000
Metropolitan	23,200		
Moraine Valley	119,400		
Morton	43,000		
Oakton	113,400		
Parkland	88,200		
Prairie State	63,300		
Rend Lake	44,300		
Richland	37,100	Art Gallert Renovations	140,000
Rock Valley	87,200		
Sandburg	33,700	Corridor Renovations	251,523
Sauk Valley	73,700		
Shawnee	20,000		
South Suburban	96,700		
Southeastern	43,400		
Southwestern	93,700		
Spoon River	35,300		
Triton	152,000	East Campus Parking Lot Rehab	221,540
Waubonsee	81,000		
Wood	17,600		
	$3,755,900		$1,995,377

NOTE: Projects may include prior year's capital renewal grant allocations
SOURCE OF DATA: ICCB Records

Illinois Community College Board
Table V-16
CAPITAL RENEWAL PROJECTS APPROVED FOR FISCAL YEAR 2000

District	Grant Allocation	Project	Budget
Black Hawk	80,800		
Chicago	758,000		
Danville	73,900	Clock Tower Center- Art Painting Lab	207,100
DuPage	237,200	Fire Alarm System Upgrade	1,200,000
Elgin	118,800	Plaza Deck Restoration/Waterproofing Ph III	218,800
Harper	144,600		
Heartland	0		
Highland	51,200		
Illinois Central	114,100	Lighting & Ceiling Upgrade	270,633
Illinois Eastern	90,500		
		1999 Districtwide Improvements	104,000
Illinois Valley	54,500		
Joliet	106,700	Theater Remodeling and Rehab	147,700
		Child Care Remodeling and Rehab	110,800
		Air Quality Improvement	106,700
Kankakee	46,300	Technology Bldg. Roofing Project	187,000
Kaskaskia	40,200		
Kishwaukee	58,000		
Lake County	123,300		
Lake Land	47,400		
		Theater Renovations	316,000
Lewis & Clark	87,100	Erickson Chiller/Air Distr. System Upgrades	204,600
Lincoln Land	57,600	Utility Line Capacity	57,600
Logan	57,700	Remodeling Project	535,400
McHenry	56,900		
Moraine Valley	114,900		
Morton	41,400		
Oakton	109,200		
Parkland	84,900		
Prairie State	60,900		
Rend Lake	45,600	Remodel for Technology Training Area	182,300
Richland	35,700		
Rock Valley	83,500		
Sandburg	32,400		
Sauk Valley	71,000		
Shawnee	19,300		
South Suburban	93,100	West Entrance Rehabilitation	96,700
		East/West Roadway Repaving	93,100
Southeastern	42,900	Robert Gregg Tech Center Remodeling	101,510
Southwestern	90,300		
Spoon River	34,000		
Triton	146,400		
Waubonsee	97,900		
Wood	22,600		
	$3,630,800		$4,139,943

NOTE: Projects may include prior year's capital renewal grant allocations
SOURCE OF DATA: ICCB Records

Illinois Community College Board
Table V-17
CAPITAL RENEWAL PROJECTS APPROVED FOR FISCAL YEAR 2001

District	Grant Allocation	Project	Budget
Black Hawk	219,400		
Chicago	1,778,700		
Danville	204,400	Porch Columns Replacement - Clock Tower Center	52,000
		Energy Management System	152,400
DuPage	556,700		
Elgin	279,000		
Harper	339,100		
Heartland	0		
Highland	127,700		
Illinois Central	275,500	Lighting and Ceiling Upgrade Phase II	192,000
Illinois Eastern	212,400	Roofing, Acoustics, Parking Lot, and Walkways	100,500
		Districtwide Improvements	222,400
Illinois Valley	127,900		
Joliet	250,400		
Kankakee	108,600		
Kaskaskia	108,400		
Kishwaukee	136,200		
Lake County	299,500		
Lake Land	112,500	Fitness Center/Field House Renovation	112,500
Lewis & Clark	204,500		
Lincoln Land	169,000		
Logan	139,700		
McHenry	133,600	Computer Room A/C and Control Replacement	30,000
Moraine Valley	269,700	Remodel College Center and Buildings L and T	785,400
Morton	97,100		
Oakton	256,200		
Parkland	199,200	Renovations in Buildings E and S	490,200
Prairie State	142,900		
Rend Lake	109,000	Allied Health Department Renovations	150,000
Richland	83,700		
Rock Valley	195,900		
Sandburg	92,100		
Sauk Valley	166,600		
Shawnee	45,200		
South Suburban	218,400		
Southeastern	103,400		
Southwestern	211,800	Red Bud Phase IV Renovations	425,500
		Cafeteria/Kitchen Renovation	417,338
Spoon River	86,100		
Triton	343,500	Roof Rehabilitation - Business Building	$146,000
		Roof Replacement - 1708 Main St, Melrose Park	$174,600
Waubonsee	229,800		
Wood	53,700		
	$8,687,500		$3,450,838

NOTE: Projects may include prior year's capital renewal grant allocations
SOURCE OF DATA: ICCB Records