

## Illinois (continued)

Fiscal year 2011 was the first year that short-term increases at community colleges outpaced public universities. Long-term increases continued to be larger at public universities. Part of the long-term change is attributable to the entry-level tuition legislation requiring tuition charged to a first-time, undergraduate public university Illinois resident student to remain at the same level for four continuous academic years following initial enrollment or for the “normal time to complete” undergraduate programs that require more than four years.

## Midwest Comparisons



Tuition and fees at Illinois Community Colleges are \$376 (11.1 percent) less than the average community college tuition and fees in the Midwest (N = \$3,755). Tuition and fees at Illinois public universities are \$2,407 (25.1 percent) more than the Midwest average (N = \$9,601). The average tuition and fees at Illinois private institutions is more (9.0 percent) than the Midwest (N = \$28,741). (<http://trends.collegeboard.org/sites/default/files/college-pricing-2013-full-report.pdf>)

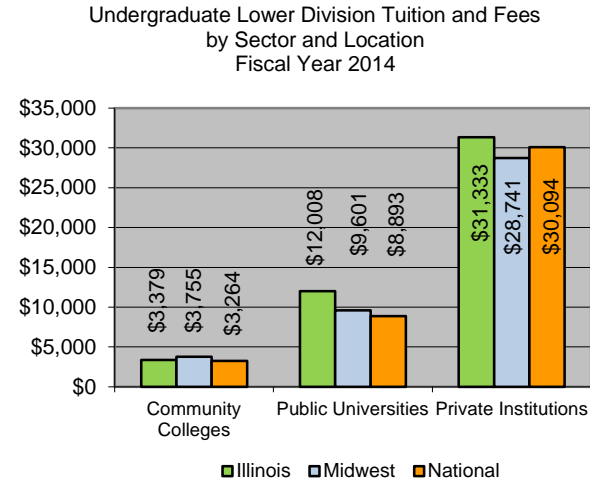
## National Comparisons

Illinois' community college tuition and fees are \$115 (3.5 percent) higher than the National average of \$3,264. The National average is brought down by California, which enrolls about 20 percent of the nation's community college students, where community college prices are unusually low (\$1,424).



(<http://trends.collegeboard.org/sites/default/files/college-pricing-2013-full-report.pdf>)

Nationally, the average tuition and fees at public universities is \$8,893 in fiscal year 2014. This is 25.9 percent lower than the Illinois average and 7.4 percent lower than the Midwest average. The level tuition policy at Illinois public universities elevated the Illinois figures. At private institutions, the average tuition and fees nationally is \$30,094 which is \$1,353 (4.7 percent) more than the Midwest average and \$1,239 (4.0 percent) less than the Illinois average. (<http://trends.collegeboard.org/sites/default/files/college-pricing-2013-full-report.pdf>)



Source: Survey of colleges, IBHE and ISAC records,  
<http://trends.collegeboard.org/sites/default/files/college-pricing-2013-full-report.pdf>

## College Affordability: Tuition and Fees

Fiscal Year 2014



Illinois Community College Board  
Research and Policy Studies  
401 East Capitol Avenue  
Springfield, IL 62701-1171  
217-785-0123  
<http://www.iccb.org>

February 2014



## Introduction



A recent report for The National Center for Public Policy and Higher Education recognizes, “the growing perception that college is necessary for success and the

increasingly widespread view that many qualified people don’t have the opportunity for a higher education.” These viewpoints reflect a level of public frustration with higher education as many are uncertain that colleges and universities are trying hard enough to keep tuition affordable. ([http://www.highereducation.org/reports/squeeze\\_play\\_10/squeeze\\_play\\_10.pdf](http://www.highereducation.org/reports/squeeze_play_10/squeeze_play_10.pdf))

Tuition has increased as family incomes have flattened, causing concern among policymakers and the public about the deterioration in college affordability. As states have cut higher education funding, college and university students and their families are being relied upon to pay a larger portion of college costs. To remain competitive, the long term educational and economic needs of the states and the nation should prompt decisions regarding higher education be made with a renewed commitment to access and affordability. ([http://www.highereducation.org/crosstalk/ct0309/Challenge\\_to\\_the\\_states.pdf](http://www.highereducation.org/crosstalk/ct0309/Challenge_to_the_states.pdf))

## Affordability

The Illinois Higher Education Finance Study Commission’s December 2010 report (<http://www.ibhe.state.il.us/SJR88/Materials/FinalReport.pdf>) evaluates current higher education budgeting practices in Illinois and elsewhere. The report provides facts about

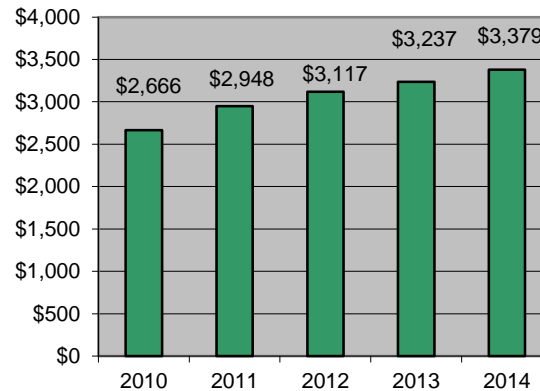
Illinois higher education funding and affordability including:

- Budgets for community colleges and public universities in fiscal 2011 are at the same level of state resources as they received in FY1999.
- In 1996, nearly 3 of every 4 dollars spent by public universities came from the state; student tuition paid just over a quarter of university operations.
- Since 1996, the student share of university operations has almost doubled, and tuition now covers 53 percent of university expenses.
- Just a decade ago, the Monetary Award Program (MAP) grant covered 100 percent of average tuition and fees at public universities. Now, the maximum award covers less than half of those costs at public universities.

## Tuition and Fees

### Illinois Comparisons

Illinois Community College Average Undergraduate Tuition and Fees Fiscal Years 2010 – 2014



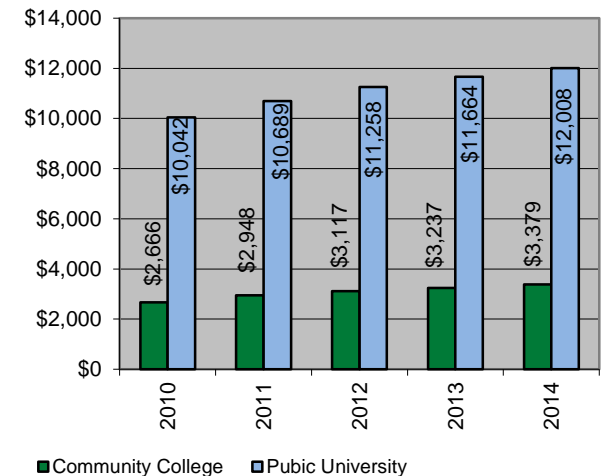
Source: Survey of colleges



Tuition and fees at Illinois Community Colleges have been increasing over the past five years. For fiscal year 2014, the tuition and basic fee cost for a full-time, in-district students was \$3,379. This is an increase of 4.4 percent (+\$143) from the previous year and 26.8 percent (+\$713) from 2010.

Average tuition and fees at Illinois Community Colleges are slightly more than one-fourth the average tuition and fees at Illinois public universities (\$12,008) and one-tenth the average tuition and fees at private universities (\$31,333). Public university tuition and fees for first-year students increased 3.0 percent (+\$344) from fiscal year 2013 and 19.6 percent (+\$1,966) from fiscal year 2010.

Community College and Public University Undergraduate Average Full-Time Tuition and Fees Fiscal Years 2010 – 2014



Source: Survey of colleges and IBHE records