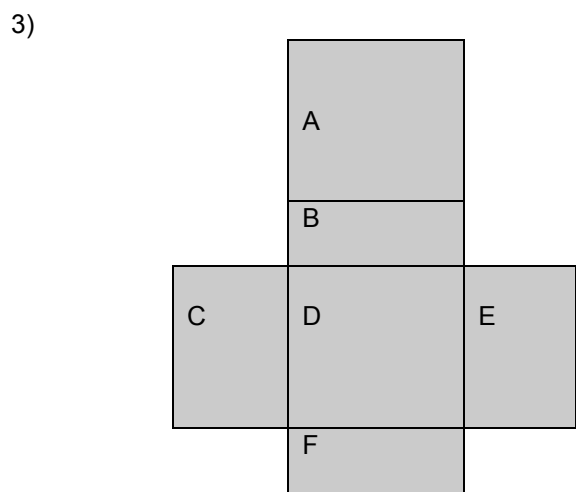
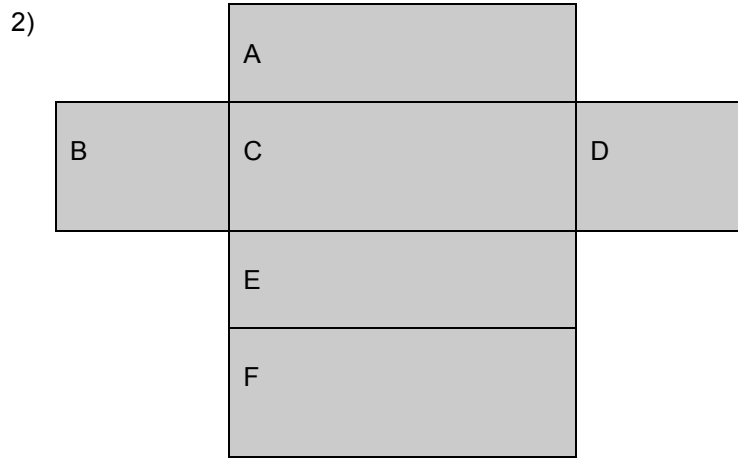



Cardboard box factory worksheet

Directions: Record the length and width of each side of the shaded figures below on the following worksheet. Calculate the area for each of the nets below. Each box is equal to one (1) foot.



Directions: Use the following table to record the results from the previous page.

Net #1		
Side A	Length =	
	Width =	Area side A =
Side B	Length =	
	Width =	Area side B =
Side C	Length =	
	Width =	Area side C =
Side D	Length =	
	Width =	Area side D =
Side E	Length =	
	Width =	Area side E =
Side F	Length =	
	Width =	Area side F =
		Total surface area =
Net #2		
Side A	Length =	
	Width =	Area side A =
Side B	Length =	
	Width =	Area side B =
Side C	Length =	
	Width =	Area side C =
Side D	Length =	
	Width =	Area side D =
Side E	Length =	
	Width =	Area side E =
Side F	Length =	
	Width =	Area side F =
		Total surface area =
Net #3		
Side A	Length =	
	Width =	Area side A =
Side B	Length =	
	Width =	Area side B =
Side C	Length =	
	Width =	Area side C =
Side D	Length =	
	Width =	Area side D =
Side E	Length =	
	Width =	Area side E =
Side F	Length =	
	Width =	Area side F =
		Total surface area =