



## ILLINOIS COMMUNITY COLLEGE SYSTEM

### EXCEPTIONAL QUALITY

- 🎓 Illinois is **#1 in the nation** in bachelor's degree completion rates among community college students who transfer (53.8 percent).
- 🎓 Earning an Associate of Applied Science or long-term certificate from an Illinois community college adds more than **\$570,000 in lifetime earnings**.
- 🎓 **Nine out of 10** of the state's community college graduates live, work, pay taxes, and raise their families in Illinois.
- 🎓 Community colleges contribute to Illinois' economic development by providing workforce training, increasing credential attainment, and closing the skills gap. Nearly **74 percent** of Illinois employers have hired a community college student.

### AFFORDABLE INSTRUCTION

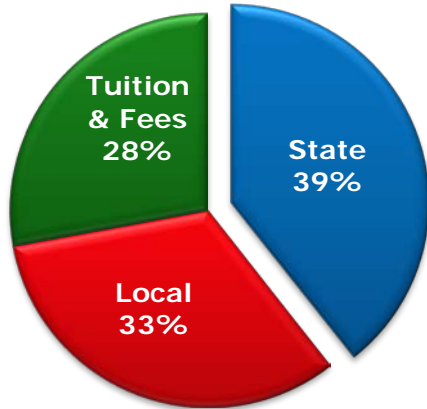
- 🎓 The average full-time Illinois community college student pays **\$4,410 per year in tuition and fees; nearly one-third the average tuition and fees** at Illinois public universities.
- 🎓 College costs can be reduced and students are able to gain access to college-level coursework during high school through dual credit. Community colleges offered **11,270 dual credit courses to 59,039 high school students**.
- 🎓 Illinois community colleges educate **60 percent of the students** enrolled in Illinois public higher education, but receive only **23 percent of the state's higher education funding**.

### ACCESS FOR ALL

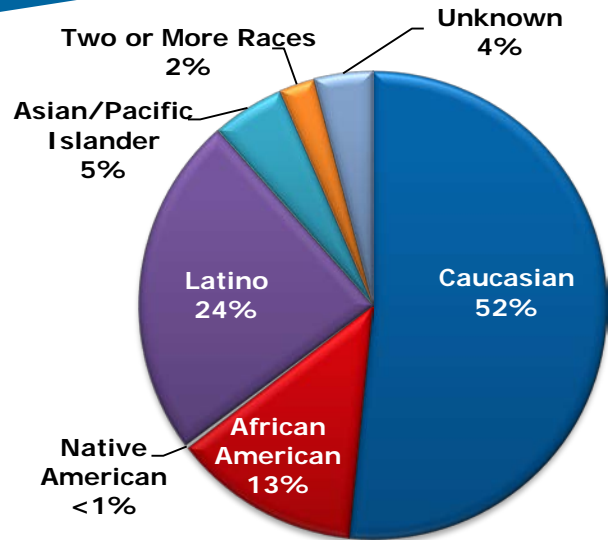
- 🎓 The Illinois Community College System is the **third largest in the nation** with 48 community colleges and 39 college districts in Illinois.
- 🎓 Nearly **700,000 students** taking credit, noncredit, and community education courses walk through the doors of an Illinois community college each year.
- 🎓 The "typical" community college student is a **28 years old female enrolled part-time**.
- 🎓 Almost **two-thirds of all minorities** in Illinois public higher education attend community colleges, and over **18,000 students with disabilities and 40,000 students with limited English proficiency** are served each year.

# Illinois Community College System

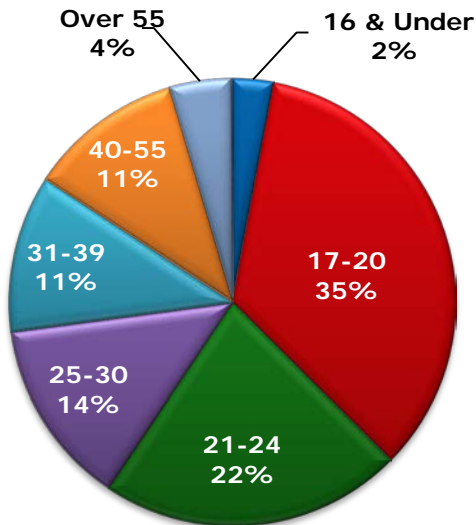
## Enrollment & Funding Information



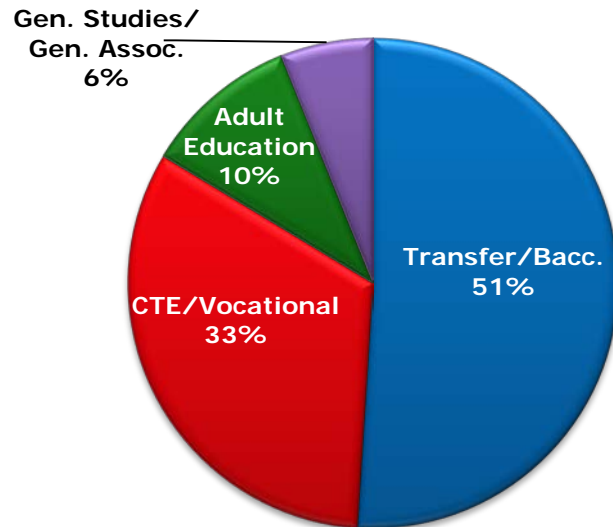
FY18 Sources of Funding



FY19 Enrollment by Ethnicity



FY19 Enrollment by Age



FY19 Enrollment by Program Area

<b>TOTAL ENROLLMENT</b>	<b>FY19</b>	<b>FY18</b>	<b>FY17</b>	<b>FY16</b>
<b>System-wide Credit</b>	500,477	519,387	553,174	597,290
<b>System-wide Non-Credit*</b>	164,496	169,902	167,958	178,103

\*Non-Credit is comprised solely of Community Education courses and is derived from unduplicated counts

<b>COMPLETIONS</b>	<b>FY19</b>	<b>FY18</b>	<b>FY17</b>	<b>FY14</b>
<b>System-wide</b>	62,242	64,671	66,173	69,812